

## **Supplemental Listing Document**

If you are in any doubt as to any aspect of this document, you should consult your stockbroker or other registered dealer in securities, bank manager, solicitor, accountant or other professional adviser.

Application has been made to the Singapore Exchange Securities Trading Limited (the “**SGX-ST**”) for permission to deal in and for quotation of the Certificates (as defined below). The SGX-ST takes no responsibility for the contents of this document, makes no representation as to its accuracy or completeness and expressly disclaims any liability whatsoever for any loss howsoever arising from or in reliance upon the whole or any part of the contents of this document. Admission to the Official List of the SGX-ST is not to be taken as an indication of the merits of UBS AG, acting through its London branch, the Certificates, or the Company (as defined below).

**3,500,000 European Style Cash Settled Long Certificates relating to  
the ordinary shares of Sunny Optical Technology (Group) Company Limited  
with a Daily Leverage of 5x**

**UBS AG**  
**(Incorporated with limited liability in Switzerland)**  
**acting through its London Branch**

---

**Issue Price: S\$0.80 per Certificate**

---

This document is published for the purpose of obtaining a listing of all the above certificates (the “**Certificates**”) to be issued by UBS AG (the “**Issuer**”) acting through its London branch, and is supplemental to and should be read in conjunction with a base listing document dated 28 June 2022 (the “**Base Listing Document**”), including its supplements and addenda as executed from time to time, for the purpose of giving information with regard to the Issuer and the Certificates. Information relating to the Company (as defined below) is contained in this document.

This document does not constitute or form part of any offer, or invitation, to subscribe for or to sell, or solicitation of any offer to subscribe for or to purchase, Certificates or other securities of the Issuer, nor is it calculated to invite, nor does it permit the making of, offers by the public to subscribe for or purchase for cash or other consideration the Certificates or other securities of the Issuer. Restrictions have been imposed on offers and sales of the Certificates and on distributions of documents relating thereto in the United States, the United Kingdom, the European Economic Area, Singapore and Hong Kong (see “Placing and Sale” contained herein).

The Certificates are complex products. You should exercise caution in relation to them. Investors are warned that the price of the Certificates may fall in value as rapidly as it may rise and holders may sustain a total loss of their investment. The price of the Certificates also depends on the supply and demand for the Certificates in the market and the price at which the Certificates is trading at any time may differ from the underlying valuation of the Certificates because of market inefficiencies. It is not possible to predict the secondary market for the Certificates. Although the

Issuer and/or any of its affiliates may from time to time purchase the Certificates or sell additional Certificates on the market, the Issuer and/or any of its affiliates are not obliged to do so. Investors should also note that there are leveraged risks because the Certificates integrate a leverage mechanism and the Certificates will amplify the movements in the increase, and in the decrease, of the value of the Underlying Stock (as defined below) and if the investment results in a loss, any such loss will be increased by the leverage factor of the Certificates. As such, investors could lose more than they would if they had invested directly in the Underlying Stock.

For the purpose of section 309B(1) of the Securities and Futures Act 2001 of Singapore (the "SFA"), the Issuer has determined, and hereby notifies all relevant persons (as defined in section 309A of the SFA) that the Certificates are classified as capital markets products other than prescribed capital markets products<sup>1</sup> and Specified Investment Products (SIPs)<sup>2</sup>, and may only be sold to retail investors with enhanced safeguards, including an assessment of such investors' investment knowledge or experience.

Prospective purchasers should therefore ensure that they understand the nature of the Certificates and carefully study the risk factors set out in the Base Listing Document and pages 5 to 10 of this document before they invest in the Certificates.

Application has been made to the SGX-ST for permission to deal in and for quotation of the Certificates and the SGX-ST has agreed in principle to grant permission to deal in and for quotation of the Certificates. It is expected that dealings in the Certificates will commence on or about 2 November 2022.

As at the date hereof, the Issuer's long term credit rating by Standard & Poor's Credit Market Services Europe Limited is A+, by Moody's Deutschland GmbH is Aa3 and by Fitch Ratings Limited is AA-.

The Issuer is regulated by, among others, the Swiss Federal Banking Commission. In the United Kingdom, it is authorised by the Prudential Regulatory Authority and subject to regulation by the Financial Conduct Authority and limited regulation by the Prudential Regulatory Authority.

1 November 2022

---

<sup>1</sup> As defined in the Securities and Futures (Capital Markets Products) Regulations 2018.

<sup>2</sup> As defined in the MAS Notice SFA 04-N12: Notice on the Sale of Investment Products and MAS Notice FAA-N16: Notice on Recommendations on Investment Products.

Subject as set out below, the Issuer accepts full responsibility for the accuracy of the information contained in this document and the Base Listing Document in relation to itself and the Certificates. To the best of the knowledge and belief of the Issuer (which has taken all reasonable care to ensure that such is the case), the information contained in this document and the Base Listing Document for which it accepts responsibility (subject as set out below in respect of the information contained herein with regard to the Company) is in accordance with the facts and does not omit anything likely to affect the import of such information. The information with regard to the Company as set out herein is extracted from publicly available information. The Issuer accepts responsibility only for the accurate reproduction of such information. No further or other responsibility or liability in respect of such information is accepted by the Issuer.

No persons have been authorised to give any information or to make any representation save as contained in this document or otherwise authorised by the Issuer in connection with the Certificates and, if given or made, such information or representations must not be relied upon as having been authorised by the Issuer. Neither the delivery of this document nor any sale made hereunder shall under any circumstances create any implication that there has been no change in the affairs of the Issuer or its subsidiaries and associates since the date hereof.

This document does not constitute an offer or solicitation by or on behalf of the Issuer to purchase or subscribe for any of the Certificates. The distribution of this document and the offering of the Certificates may, in certain jurisdictions, be restricted by law. The Issuer requires persons into whose possession this document comes to inform themselves of and observe all such restrictions. In particular, the Certificates have not been, and will not be, registered under the United States Securities Act of 1933, as amended (the “**Securities Act**”). Subject to certain exceptions, Certificates, or interests therein, may not at any time be offered, sold, resold or delivered, directly or indirectly, in the United States or to, or for the account or benefit of, any U.S. person (as defined in Regulation S under the Securities Act) or to others for offering, sale or resale in the United States or to any such U.S. person. Offers and sales of Certificates, or interests therein, in the United States or to U.S. persons would constitute a violation of United States securities laws unless made in compliance with registration requirements of the Securities Act or pursuant to an exemption therefrom. A further description of certain restrictions on offering and sale of the Certificates and distribution of this document is given in the section headed “Placing and Sale” contained herein.

The SGX-ST has made no assessment of, nor taken any responsibility for, the financial soundness of the Issuer or the merits of investing in the Certificates, nor have they verified the accuracy or the truthfulness of statements made or opinions expressed in this document.

The Issuer and/or any of its affiliates may repurchase Certificates at any time on or after the date of issue and any Certificates so repurchased may be offered from time to time in one or more transactions in the over-the-counter market or otherwise at prevailing market prices or in negotiated transactions, at the discretion of the Issuer and/or any of its affiliates. Investors should not therefore make any assumption as to the number of Certificates in issue at any time.

References in this document to the “**Conditions**” shall mean references to the Terms and Conditions of the European Style Cash Settled Long/Short Certificates on Single Equities contained in the Base Listing Document. Terms not defined herein shall have the meanings ascribed thereto in the Conditions.

## Table of Contents

	<i>Page</i>
<b>Risk Factors</b>	<b>5</b>
<b>Terms and Conditions of the Certificates</b>	<b>11</b>
<b>Terms and Conditions of the European Style Cash Settled Long/Short Certificates on Single Equities</b>	<b>20</b>
<b>Summary of the Issue</b>	<b>31</b>
<b>Information relating to the European Style Cash Settled Long Certificates on Single Equities</b>	<b>33</b>
<b>Information relating to the Company</b>	<b>48</b>
<b>Information relating to the Designated Market Maker</b>	<b>49</b>
<b>Placing and Sale</b>	<b>51</b>
<b>Supplemental Information relating to the Issuer</b>	<b>56</b>
<b>Supplemental General Information</b>	<b>57</b>
<b>Appendix I</b>	
<b>Appendix II</b>	
<b>Appendix III</b>	

## RISK FACTORS

The following risk factors are relevant to the Certificates:-

- (a) investment in Certificates involves substantial risks including market risk, liquidity risk, and the risk that the Issuer will be unable to satisfy its obligations under the Certificates. Investors should ensure that they understand the nature of all these risks before making a decision to invest in the Certificates. You should consider carefully whether Certificates are suitable for you in light of your experience, objectives, financial position and other relevant circumstances. Certificates are not suitable for inexperienced investors;
- (b) the Certificates constitute direct, general and unsecured contractual obligations of the Issuer and if you purchase the Certificates you are relying upon the creditworthiness of the Issuer and have no rights under the Certificates against any other person. In particular, it should be noted that the Issuer issues a large number of financial instruments, including Certificates, on a global basis and, at any given time, the financial instruments outstanding may be substantial. If you purchase the Certificates you are relying upon the creditworthiness of the Issuer and have no rights under the Certificates against the Company which has issued the Underlying Stock (as defined below). The Issuer has substantially no obligation to a Certificate Holder (as defined in the Conditions) other than to pay amounts in accordance with the terms thereof as set forth herein and in the Base Listing Document. The Issuer does not in any respect underwrite or guarantee the performance of any Certificate. Any profit or loss realised by a Certificate Holder in respect of a Certificate upon exercise or otherwise due to changes in the value of such Certificate or the Underlying Stock is solely for the account of such Certificate Holder. In addition, the Issuer shall have the absolute discretion to put in place any hedging transaction or arrangement which it deems appropriate in connection with any Certificate or the Underlying Stock. A reduction in the rating, if any, accorded to outstanding debt securities of the Issuer by any one of its rating agencies could result in a reduction in the trading value of the Certificates;
- (c) since the Certificates relate to the price of the Underlying Stock, certain events relating to the Underlying Stock may cause adverse movements in the value and the price of the Underlying Stock, as a result of which, the Certificate Holders may, in extreme circumstances, sustain a significant loss of their investment if the price of the Underlying Stock has fallen sharply;
- (d) due to their nature, the Certificates can be volatile instruments and may be subject to considerable fluctuations in value. The price of the Certificates may fall in value as rapidly as it may rise due to, including but not limited to, variations in the frequency and magnitude of the changes in the price of the Underlying Stock, the time remaining to expiry and the creditworthiness of the Issuer;
- (e) fluctuations in the price of the Underlying Stock will affect the price of the Certificates but not necessarily in the same magnitude and direction, therefore, prospective investors intending to purchase Certificates to hedge their market risk associated with investing in the Underlying Stock which may be specified herein, should recognise the complexities of utilising the Certificates in this manner;
- (f) a Certificate Holder must tender a specified number of Certificates at any one time in order to exercise. Thus, Certificate Holders with fewer than the specified minimum number of Certificates in a particular series will either have to sell their Certificates or purchase additional Certificates, incurring transactions costs in each case, in order to realise their investment;

- (g) if, whilst any of the Certificates remain unexercised, trading in the Underlying Stock is suspended or halted on the relevant stock exchange, trading in the Certificates may be suspended for a similar period;
- (h) investors should note that the Issuer's obligations to pay amounts in accordance with the terms thereof as set forth herein shall be discharged by delivery of the aggregate Cash Settlement Amount (if positive) to all Certificate Holders in accordance with the agreement with the Warrant Agent;
- (i) investors should note that in the event of there being a Market Disruption Event (as defined in the Conditions) determination or payment of the Cash Settlement Amount (as defined in the Conditions) may be delayed, all as more fully described in the Conditions;
- (j) certain events relating to the Underlying Stock require or, as the case may be, permit the Issuer to make certain adjustments or amendments to the Conditions;
- (k) the Certificates are only exercisable on the expiry date and may not be exercised by Certificate Holders prior to such expiry date. Accordingly, if on such expiry date the Cash Settlement Amount is zero, a Certificate Holder will lose the value of his investment;
- (l) the total return on an investment in any Certificate may be affected by the Hedging Fee Factor (as defined below), Management Fee (as defined below) and Gap Premium (as defined below);
- (m) investors holding their position overnight should note that they would be required to bear the annualised cost which consists of the Management Fee and Gap Premium, which are calculated daily and applied to the value of the Certificates, as well as certain costs embedded within the Leverage Strategy (as described below) including the Funding Cost (as defined below) and the Rebalancing Cost (as defined below);
- (n) investors should note that there may be an exchange rate risk where the Cash Settlement Amount may be converted from a foreign currency into Singapore dollars. Exchange rates between currencies are determined by forces of supply and demand in the foreign exchange markets. These forces are, in turn, affected by factors such as international balances of payments and other economic and financial conditions, government intervention in currency markets and currency trading speculation. Fluctuations in foreign exchange rates, foreign political and economic developments, and the imposition of exchange controls or other foreign governmental laws or restrictions applicable to such investments may affect the foreign currency market price and the exchange rate-adjusted equivalent price of the Certificates. Fluctuations in the exchange rate of any one currency may be offset by fluctuations in the exchange rate of other relevant currencies;
- (o) investors should note that there are leveraged risks because the Certificates integrate a leverage mechanism and the Certificates will amplify the movements in the increase, and in the decrease, of the value of the Underlying Stock and if the investment results in a loss, any such loss will be increased by the leverage factor of the Certificates. As such, investors could lose more than they would if they had invested directly in the Underlying Stock;
- (p) when held for longer than a day, the performance of the Certificates could be more or less than the leverage factor that is embedded within the Certificates. The performance of the Certificates each day is locked in, and any subsequent returns are based on what was achieved the previous day. This process, referred to as compounding, may lead to a performance difference from 5 times the performance of the Underlying Stock over a period longer than one day. This difference may be amplified in a volatile market with a sideways

trend, where market movements are not clear in direction, whereby investors may sustain substantial losses;

- (q) the Air Bag Mechanism (as defined below) is triggered only when the Underlying Stock is calculated or traded, which may not be during the trading hours of the Relevant Stock Exchange for the Certificates (as defined below);
- (r) investors should note that the Air Bag Mechanism reduces the impact on the Leverage Strategy if the Underlying Stock falls further, but will also maintain a reduced exposure to the Underlying Stock in the event the Underlying Stock starts to rise after the Air Bag Mechanism is triggered, thereby reducing its ability to recoup losses;
- (s) there is no assurance that the Air Bag Mechanism will prevent investors from losing the entire value of their investment, in the event of (i) an overnight fall in the Underlying Stock, where there is a 20% or greater gap between the previous day closing price and the opening price of the Underlying Stock the following day, as the Air Bag Mechanism will only be triggered when the market (in respect of which the Underlying Stock is listed) opens the following day (including pre-opening trading session and extended auction hours, if applicable) or (ii) a sharp intraday fall in the Underlying Stock of 20% or greater during the observation period compared to the reference price, being: (a) if air bag event has not been previously triggered on the same day, the previous closing price of the Underlying Stock, or (b) if one or more air bag events have been previously triggered on the same day, the latest new observed price. Investors may refer to pages 41 to 42 of this document for more information;
- (t) certain events may, pursuant to the terms and conditions of the Certificates, trigger (A) the implementation of methods of adjustment or (B) the early termination of the Certificates. The Issuer will give the investors reasonable notice of any early termination. If the Issuer terminates the Certificates early, then the Issuer will, if and to the extent permitted by applicable law, pay an amount to each Certificate Holder in respect of each Certificate held by such holder equal to the fair market value of the Certificate less the cost to the Issuer of unwinding any underlying related hedging arrangements, all as determined by the Issuer in its sole and absolute discretion. The performance of this commitment shall depend on (A) general market conditions and (B) the liquidity conditions of the underlying instrument(s) and, as the case may be, of any other hedging transactions. Investors should note that the amount repaid by the Issuer may be less than the amount initially invested. Investors may refer to Condition 13 on pages 28 to 29 of this document for more information;
- (u) investors should note that it is not possible to predict the price at which the Certificates will trade in the secondary market or whether such market will be liquid or illiquid. To the extent Certificates of a particular issue are exercised, the number of Certificates of such issue outstanding will decrease, resulting in a diminished liquidity for the remaining Certificates of such issue. A decrease in the liquidity of an issue of Certificates may cause, in turn, an increase in the volatility associated with the price of such issue of Certificates. The Issuer may, but is not obligated to, at any time, purchase Certificates at any price in the open market or by tender or private agreement. Any Certificates so purchased may be held or resold or surrendered for cancellation. To the extent that an issue of Certificates becomes illiquid, an investor may have to exercise such Certificates to realise value;
- (v) two or more risk factors may simultaneously have an effect on the value of a Certificate such that the effect of any individual risk factor may not be predicted. No assurance can be given as to the effect any combination of risk factors may have on the value of a Certificate;

- (w) investors should note that they may be required to pay stamp taxes or other documentary charges in accordance with the laws and practices of the country where the Certificates are transferred. Investors who are in any doubt as to their tax position should consult their own independent tax advisers. In addition, investors should be aware that tax regulations and their application by the relevant taxation authorities change from time to time. Accordingly, it is not possible to predict the precise tax treatment which will apply at any given time. Investors should refer to the Taxation Section in the Base Listing Document;
- (x) investors should note that the Issuer may enter into discount, commission or fee arrangements with brokers and/or any of its subsidiaries or affiliates with respect to the primary or secondary market in the Certificates. The arrangements may result in the benefit to investors in Certificates buying and selling Certificates through nominated brokers by reducing or eliminating the commission payable by such Certificate Holders. In the event that the commission payable by Certificate Holders is eliminated, fee arrangements between the Issuer and brokers and/or any of its subsidiaries or affiliates will continue to apply. Investors in the Certificates should note that any brokers with whom the Issuer has a commission arrangement does not, and cannot be expected to, deal exclusively in the Certificates, therefore any broker and/or any of its subsidiaries or affiliates may from time to time engage in transactions involving the Underlying Stock and/or structured products of other issuers over the Underlying Stock as the Certificates for their proprietary accounts and/or accounts of their clients. The fact that the same broker may deal simultaneously for different clients in competing products in the market place may affect the value of the Certificates and present certain conflicts of interests;
- (y) various potential and actual conflicts of interest may arise from the overall activities of the Issuer and any of its subsidiaries and affiliates.

The Issuer and any of its subsidiaries and affiliates are diversified financial institutions with relationships in countries around the world. These entities engage in a wide range of commercial and investment banking, brokerage, funds management, hedging transactions and investment and other activities for their own account or the account of others. In addition, the Issuer and any of its subsidiaries and affiliates, in connection with their other business activities, may possess or acquire material information about the Underlying Stock. Such activities and information may involve or otherwise affect issuers of the Underlying Stock in a manner that may cause consequences adverse to the Certificate Holders or otherwise create conflicts of interests in connection with the issue of Certificates by the Issuer. Such actions and conflicts may include, without limitation, the exercise of voting power, the purchase and sale of securities, financial advisory relationships and exercise of creditor rights. The Issuer and any of its subsidiaries and affiliates have no obligation to disclose such information about the Underlying Stock or such activities. The Issuer and any of its subsidiaries and affiliates and their officers and directors may engage in any such activities without regard to the issue of Certificates by the Issuer or the effect that such activities may directly or indirectly have on any Certificate;

- (z) in the ordinary course of their business, including without limitation in connection with the Issuer or its appointed designated market maker's market making activities, the Issuer and any of its respective subsidiaries and affiliates may effect transactions for their own account or for the account of their customers and hold long or short positions in the Underlying Stock and/or related derivatives. In addition, in connection with the offering of any Certificates, the Issuer and any of its respective subsidiaries and affiliates may enter into one or more hedging transactions with respect to the Underlying Stock and/or related derivatives. In connection with such hedging or market-making activities or with respect to proprietary or other trading



activities by the Issuer and any of its respective subsidiaries and its affiliates, the Issuer and any of its respective subsidiaries and affiliates may enter into transactions in the Underlying Stock and/or related derivatives which may affect the market price, liquidity or value of the Certificates and which may affect the interests of Certificate Holders;

- (aa) the value of the Certificates depends on the Leverage Strategy performance built in the Certificate. The Calculation Agent will make the Leverage Strategy last closing level and a calculation tool available to the investors on a website;
- (bb) certain risks relating to the Issuer's operating environment and strategy, including those as set out in Appendix 2 of the Base Listing Document, may impact the Issuer's ability to execute its strategy and directly affect its business activities, financial condition, results of operations and prospects. As a broad-based international financial services firm, the Issuer is inherently exposed to risks that become apparent only with the benefit of hindsight, risks of which it is not presently aware or which it currently does not consider to be material could also materially affect its business activities, financial condition, results of operations and prospects. The sequence in which the risk factors are set out in Appendix 2 of the Base Listing Document is not indicative of their likelihood of occurrence or the potential magnitude of their financial consequences;
- (cc) as the Certificates are represented by a global warrant certificate which will be deposited with The Central Depository (Pte) Limited ("**CDP**"):-
  - (i) investors should note that no definitive certificate will be issued in relation to the Certificates;
  - (ii) there will be no register of Certificate Holders and each person who is for the time being shown in the records maintained by CDP as entitled to a particular number of Certificates by way of interest (to the extent of such number) in the global warrant certificate in respect of those Certificates represented thereby shall be treated as the holder of such number of Certificates;
  - (iii) investors will need to rely on any statements received from their brokers/custodians as evidence of their interest in the Certificates; and
  - (iv) notices to such Certificate Holders will be published on the website of the SGX-ST. Investors will need to check the website of the SGX-ST regularly and/or rely on their brokers/custodians to obtain such notices;
- (dd) Generally, investing in the Certificates may involve risks related to the discontinuance, changes or adjustments to benchmarks generally

Discontinuance of, or changes to, benchmarks may require adjustments to the Issuer's agreements, systems and processes. The interbank offered rate(s) and other interest rate, equity, commodity, foreign exchange and other types of indices which are deemed to be "benchmarks", are the subject of national, international and other regulatory guidance and proposals for reform. Some of these reforms are already effective whilst others are still to be or may be implemented. These reforms may cause such benchmarks to perform differently than in the past, to disappear entirely, or have other consequences which cannot be predicted. Any such consequence could have a material adverse effect on any Certificates referencing such a benchmark. Investors should consult their own independent advisers and make their own assessment about the potential risks or any of the international or national reforms in making any investment decision with respect to any Certificates referencing a benchmark; and

- (ee) Specifically, the reform of HIBOR may adversely affect the value of the Certificates

The Hong Kong Inter-bank Offered Rate (“**HIBOR**”) benchmark is referenced in the Leverage Strategy.

It is not possible to predict with certainty whether, and to what extent, HIBOR will continue to be supported going forwards. This may cause HIBOR to perform differently than they have done in the past, and may have other consequences which cannot be predicted. Such factors may have (without limitation) the following effects: (i) discouraging market participants from continuing to administer or contribute to a benchmark; (ii) triggering changes in the rules or methodologies used in the benchmark and/or (iii) leading to the disappearance of the benchmark. Any of the above changes or any other consequential changes as a result of international or national reforms or other initiatives or investigations, could have a material adverse effect on the value of and return on the Certificates.

In addition, the occurrence of a modification or cessation of HIBOR may cause adjustment of the Certificates which may include selecting one or more successor benchmarks and making related adjustments to the Certificates, including if applicable to reflect increased costs.

The Calculation Agent may make adjustments as it may determine appropriate if any of the following circumstances occurs or may occur: (1) HIBOR is materially changed or cancelled or (2)(i) the relevant authorisation, registration, recognition, endorsement, equivalence decision or approval in respect of the benchmark or the administrator or sponsor of the benchmark is not obtained, (ii) an application for authorisation, registration, recognition, endorsement, equivalence decision, approval or inclusion in any official register is rejected or (iii) any authorisation, registration, recognition, endorsement, equivalence decision or approval is suspended or inclusion in any official register is withdrawn.

Investors should consult their own independent advisers and make their own assessment about the potential risks imposed by any of the international or national reforms in making any investment decision with respect to any Certificate.

## TERMS AND CONDITIONS OF THE CERTIFICATES

*The following are the terms and conditions of the Certificates and should be read in conjunction with, and are qualified by reference to, the other information set out in this document and the Base Listing Document.*

The Conditions are set out in the section headed “Terms and Conditions of the European Style Cash Settled Long/Short Certificates on Single Equities” in the Base Listing Document. For the purposes of the Conditions, the following terms shall have the following meanings:

Certificates:	3,500,000 European Style Cash Settled Long Certificates relating to the ordinary shares of Sunny Optical Technology (Group) Company Limited (the “ <b>Underlying Stock</b> ” or the “ <b>Underlying</b> ”)
ISIN:	CH1169124323
Company:	Sunny Optical Technology (Group) Company Limited (RIC: 2382.HK)
Underlying Price <sup>3</sup> and Source:	HK\$75.05 (Bloomberg)
Calculation Agent:	UBS AG acting through its London Branch
Strike Level:	Zero
Daily Leverage:	5x (within the Leverage Strategy as described below)
Notional Amount per Certificate:	SGD 0.80
Management Fee (p.a.) <sup>4</sup> :	0.40%
Gap Premium (p.a.) <sup>5</sup> :	6.90%, is a hedging cost against extreme market movements overnight.
Funding Cost <sup>6</sup> :	The annualised costs of funding, referencing a publically published interbank offered rate plus spread.
Rebalancing Cost <sup>6</sup> :	The transaction costs (if applicable), computed as a function of leverage and daily performance of the Underlying Stock.
Launch Date:	25 October 2022
Closing Date:	1 November 2022

<sup>3</sup> These figures are calculated as at, and based on information available to the Issuer on or about 1 November 2022. The Issuer is not obliged, and undertakes no responsibility to any person, to update or inform any person of any changes to the figures after 1 November 2022.

<sup>4</sup> Please note that the Management Fee is calculated on a 360-day basis and may be increased up to a maximum of 3% p.a. on giving one month's notice to investors. Any increase in the Management Fee will be announced on the SGXNET. Please refer to “Fees and Charges” below for further details of the fees and charges payable and the maximum of such fees as well as other ongoing expenses that may be borne by the Certificates.

<sup>5</sup> Please note that the Gap Premium is calculated on a 360-day basis.

<sup>6</sup> These costs are embedded within the Leverage Strategy.

Expected Listing Date:	2 November 2022
Last Trading Date:	The date falling 5 Business Days immediately preceding the Expiry Date, currently being 23 September 2025
Expiry Date:	30 September 2025 (if the Expiry Date is not a Business Day, then the Expiry Date shall fall on the preceding Business Day and subject to adjustment of the Valuation Date upon the occurrence of Market Disruption Events as set out in the Conditions of the Certificates)
Board Lot:	100 Certificates
Valuation Date:	29 September 2025 or if such day is not an Exchange Business Day, the immediately preceding Exchange Business Day.
Exercise:	The Certificates may only be exercised on the Expiry Date or if the Expiry Date is not a Business Day, the immediately preceding Business Day, in a Board Lot or integral multiples thereof. Certificate Holders shall not be required to deliver an exercise notice. Exercise of Certificates shall be determined by whether the Cash Settlement Amount (less any Exercise Expenses) is positive. If the Cash Settlement Amount (less any Exercise Expenses) is positive, all Certificates shall be deemed to have been automatically exercised at 5:00 p.m. (Singapore time) on the Expiry Date or if the Expiry Date is not a Business Day, the immediately preceding Business Day. The Cash Settlement Amount less the Exercise Expenses in respect of the Certificates shall be paid in the manner set out in Condition 4(c) of the Conditions. In the event the Cash Settlement Amount (less any Exercise Expenses) is zero, all Certificates shall be deemed to have expired at 5:00 p.m. (Singapore time) on the Expiry Date or if the Expiry Date is not a Business Day, the immediately preceding Business Day, and Certificate Holders shall not be entitled to receive any payment from the Issuer in respect of the Certificates.
Cash Settlement Amount:	<p>In respect of each Certificate, shall be an amount (if positive) payable in the Settlement Currency equal to:</p> <p>Closing Level multiplied by the Notional Amount per Certificate</p> <p>Please refer to the “Information relating to the European Style Cash Settled Long Certificates on Single Equities” section on pages 33 to 47 of this document for examples and illustrations of the calculation of the Cash Settlement Amount.</p>
Hedging Fee Factor:	In respect of each Certificate, shall be an amount calculated as: Product (for t from Expected Listing Date to Valuation Date) of $(1 - \text{Management Fee} \times (\text{ACT}(t-1;t) \div 360)) \times (1 - \text{Gap Premium}(t-1) \times (\text{ACT}(t-1;t) \div 360))$ , where:

“**t**” refers to “**Observation Date**” which means each Underlying Stock Business Day (subject to Market Disruption Event) from (and including) the Underlying Stock Business Day immediately preceding the Expected Listing Date to the Valuation Date; and

ACT (t-1;t) means the number of calendar days between the Underlying Stock Business Day immediately preceding the Observation Date (which is “t-1”) (included) and the Observation Date (which is “t”) (excluded).

An “**Underlying Stock Business Day**” is a day on which The Stock Exchange of Hong Kong Limited (the “**HKEX**”) is open for dealings in Hong Kong during its normal trading hours and banks are open for business in Hong Kong.

Please refer to the “Information relating to the European Style Cash Settled Long Certificates on Single Equities” section on pages 33 to 47 of this document for examples and illustrations of the calculation of the Hedging Fee Factor.

Closing Level: In respect of each Certificate, shall be an amount payable in the Settlement Currency equal to:

$$\left( \frac{\text{Final Reference Level} \times \text{Final Exchange Rate}}{\text{Initial Reference Level} \times \text{Initial Exchange Rate}} - \text{Strike Level} \right) \times \text{Hedging Fee Factor}$$

Initial Reference Level: 1,000

Final Reference Level: The closing level of the Leverage Strategy (as described below) on the Valuation Date

The calculation of the closing level of the Leverage Strategy is set out in the “Specific Definitions relating to the Leverage Strategy” section on pages 15 to 19 below.

Initial Exchange Rate<sup>3</sup>: 0.1798179398

Final Exchange Rate: The rate for the conversion of HKD to SGD as at 5:00pm (Singapore Time) on the Valuation Date as shown on Reuters, provided that if the Reuters service ceases to display such information, as determined by the Issuer by reference to such source(s) as the Issuer may reasonably determine to be appropriate at such a time.

Air Bag Mechanism: The “**Air Bag Mechanism**” refers to the mechanism built in the Leverage Strategy and which is designed to reduce the Leverage Strategy exposure to the Underlying Stock during extreme market conditions. If the Underlying Stock falls by 15% or more (“**Air Bag Trigger Price**”) during the trading day (which represents approximately 75% loss after a 5 times leverage), the Air Bag Mechanism is triggered and the Leverage Strategy is adjusted intra-day. The Air Bag Mechanism reduces the impact on the Leverage Strategy if the Underlying Stock falls further, but will also maintain a reduced exposure to the Underlying Stock in the event the Underlying Stock starts to rise after the Air Bag Mechanism is triggered, thereby reducing its ability to recoup losses.

Trading of Certificates is suspended for at least 30 minutes of continuous trading after the Air Bag is triggered. The resumption of trading is subject further to SGX-ST's requirements, including at least 30 minutes from the time of publication of an announcement on the exchange in respect of the Air Bag Mechanism being triggered, and at least 15 minutes after the SGX-ST grants an approval to resume trading, whichever is later, rounded to the next quarter of an hour.

The Leverage Strategy is floored at 0 and the Certificates cannot be valued below zero.

Please refer to the "Air Bag Mechanism" section on page 19 below and the "Description of Air Bag Mechanism" section on pages 39 to 40 of this document for further information of the Air Bag Mechanism.

Adjustments and Extraordinary Events:	The Issuer has the right to make adjustments to the terms of the Certificates if certain events, including any capitalisation issue, rights issue, extraordinary distributions, merger, delisting, insolvency (as more specifically set out in the terms and conditions of the Certificates) occur in respect of the Underlying Stock. For the avoidance of doubt, no notice will be given if the Issuer determines that adjustments will not be made.
Underlying Stock Currency:	Hong Kong Dollar (" <b>HKD</b> ")
Settlement Currency:	Singapore Dollar (" <b>SGD</b> ")
Exercise Expenses:	Certificate Holders will be required to pay all charges which are incurred in respect of the exercise of the Certificates.
Relevant Stock Exchange for the Certificates:	The Singapore Exchange Securities Trading Limited (" <b>SGX-ST</b> ")
Relevant Stock Exchange for the Underlying Stock:	HKEX
Business Day and Exchange Business Day:	<p>A "<b>Business Day</b>" is a day (excluding Saturdays, Sundays and public holidays) on which the SGX-ST is open for dealings in Singapore during its normal trading hours and banks are open for business in Singapore.</p> <p>An "<b>Exchange Business Day</b>" is a day on which the SGX-ST and the HKEX are open for dealings in Singapore and Hong Kong respectively during its normal trading hours and banks are open for business in Singapore and Hong Kong.</p>
Warrant Agent:	The Central Depository (Pte) Limited (" <b>CDP</b> ")
Clearing System:	CDP

Fees and Charges:	<p>Normal transaction and brokerage fees shall apply to the trading of the Certificates on the SGX-ST. Investors should note that they may be required to pay stamp taxes or other documentary charges in accordance with the laws and practices of the country where the Certificates are transferred. Investors who are in any doubt as to their tax position should consult their own independent tax advisers. In addition, investors should be aware that tax regulations and their application by the relevant taxation authorities change from time to time. Accordingly, it is not possible to predict the precise tax treatment which will apply at any given time.</p> <p>Investors holding position overnight would also be required to bear the Management Fee and Gap Premium, which are calculated daily and applied to the value of the Certificates, as well as certain costs embedded within the Leverage Strategy including the Funding Cost and the Rebalancing Cost. The Management Fee may be increased up to a maximum of 3% p.a. on giving one month's notice to investors in accordance with the terms and conditions of the Certificates. Any increase in the Management Fee will be announced on the SGXNET.</p>
Further Information:	<p>Please refer to the website at <a href="http://dlc.ubs.com">http://dlc.ubs.com</a> for more information on the theoretical closing price of the Certificates on the previous trading day, the closing price of the Underlying Stock on the previous trading day, the Air Bag Trigger Price for each trading day and the Management Fee and Gap Premium.</p>

### **Specific Definitions relating to the Leverage Strategy**

#### **Description of the Leverage Strategy**

The Leverage Strategy is designed to track a 5 times daily leveraged exposure to the Underlying Stock.

At the end of each trading day of the Underlying Stock, the exposure of the Leverage Strategy to the Underlying Stock is reset within the Leverage Strategy in order to retain a daily leverage of 5 times the performance of the Underlying Stock (excluding costs) regardless of the performance of the Underlying Stock on the preceding day. This mechanism is referred to as the Daily Reset.

The Leverage Strategy incorporates an air bag mechanism which is designed to reduce exposure to the Underlying Stock during extreme market conditions, as further described below.

#### **Leverage Strategy Formula**

**LSL<sub>t</sub>** means, the Leverage Strategy Level as at the Leverage Reset Time (t), calculated in accordance with the following formulae:

On Leverage Reset Time (1):

$$LSL_1 = 1000$$

On each subsequent Leverage Reset Time (t):

$$LSL_t = \text{Max} \left[ LSL_{r(t)} \times (1 + LR_{r(t),t} - FC_{r(t),t} - RC_{r(t),t}), 0 \right]$$

<b>Leverage Reset Time (t)</b>	<p>means</p> <p>1) the scheduled closing time for the Relevant Stock Exchange for the Underlying Stock (or any successor thereto) on any Observation Date; and</p> <p>2) end of any Intraday Restrike Event Observation Period.</p> <p>Leverage Reset Time (1) is the scheduled close for the Relevant Stock Exchange for the Underlying Stock on Issue Date.</p>
<b>Leverage Reset Time r(t)</b>	<p>means the Leverage Reset Time immediately preceding the Leverage Reset Time (t).</p>
<b>LR<sub>r(t),t</sub></b>	<p>means the Leveraged Return of the Underlying Stock between Leverage Reset Time r(t) and Leverage Reset Time (t), calculated as follows:</p> $LR_{r(t),t} = \text{Leverage} \times \left( \frac{S_t}{S_{r(t)} \times Rfactor_t} - 1 \right)$
<b>FC<sub>r(t),t</sub></b>	<p>means, the Funding Cost between the Leverage Reset Time r(t) (included) and the Leverage Reset Time (t) (excluded) calculated as follows:</p> <p>If the Leverage Reset Time r(t) is at the scheduled closing time for the Relevant Stock Exchange for the Underlying Stock (or any successor thereto) on any Observation Date,</p> $FC_{r(t),t} = (\text{Leverage} - 1) \times \frac{\text{Rate}_{r(t)} \times \text{ACT}(r(t), t)}{\text{DayCountBasisRate}}$ <p>Otherwise, <math>FC_{r(t),t} = 0</math></p>
<b>RC<sub>r(t),t</sub></b>	<p>means the Rebalancing Cost of the Leverage Strategy as at Leverage Reset Time (t), calculated as follows:</p> $RC_{r(t),t} = \text{Leverage} \times (\text{Leverage} - 1) \times \left( \left  \frac{S_t}{S_{r(t)} \times Rfactor_t} - 1 \right  \right) \times \text{TC}$
<b>TC</b>	<p>means the Transaction Costs applicable as determined by the Calculation Agent (including Stamp Duty and any other applicable taxes, levies and costs which may be levied on the stock transactions on the Relevant Stock Exchange for the Underlying Stock by the applicable regulatory authorities from time to time) that are currently equal to :</p> <p>0.13%</p> <p>“Stamp Duty” refers to the applicable rate of stamp duty on the stock transactions in the jurisdiction of the Relevant Stock Exchange for the Underlying Stock, which may be changed by the applicable regulatory authorities from time to time.</p>
<b>Leverage</b>	5



<b><math>S_t</math></b>	<p>means the Underlying Stock Price as of Leverage Reset Time (t) computed as follows, subject to the adjustments and provisions of the Conditions:</p> <p>If the Leverage Reset Time (t) is at the scheduled closing time for the Relevant Stock Exchange for the Underlying Stock (or any successor thereto) on any Observation Date,</p> <p><math>S_t</math> is the Closing Price of the Underlying Stock as of such Observation Date.</p> <p>Otherwise,</p> <p><math>S_t</math> is the lowest price of the Underlying Stock during the respective Intraday Restrike Observation Period.</p>
<b><math>Rfactor_t</math></b>	<p>means an amount determined by the Calculation Agent, according to the following formula, subject to the adjustments and provisions of the Conditions:</p> <p>If in respect of the Leverage Reset Time (t), the immediately preceding Leverage Reset Time <math>r(t)</math> is at the scheduled closing time for the Relevant Stock Exchange for the Underlying Stock (or any successor thereto) on any Observation Date,</p> $Rfactor_t = 1 - \frac{Div_t}{S_{r(t)}}$ <p>Otherwise,</p> $Rfactor_t = 1$ <p>Where</p> <p><math>Div_t</math> is the dividend to be paid out in respect of the Underlying Stock on the Observation Date of the Leverage Reset Time (t) if such Observation Date is an ex-dividend date, otherwise is zero. The dividend shall be considered net of any applicable withholding taxes.</p>
<b><math>Rate_t</math></b>	<p>means, in respect of the Observation Date of Leverage Reset Time (t), a rate calculated as of such day in accordance with the following formula:</p> $Rate_t = CashRate_t + \%SpreadLevel_t$
<b><math>CashRate_t</math></b>	<p>means, in respect of the Observation Date of the Leverage Reset Time (t), the Overnight HKD Hong Kong Interbank Offered Rate (HIBOR) Fixing, as published on Reuters RIC HIKDOND= or any successor page, being the rate as of day (t), provided that if any of such rate is not available, then that rate shall be determined by reference to the latest available rate that was published on the relevant Reuters page. Upon the occurrence or likely occurrence, as determined by the Calculation Agent, of a Benchmark Event, the Calculation Agent may make adjustments as it may determine appropriate to account for the relevant event or circumstance, including but not limited to using any alternative rates from such date, with or without retroactive effect as the Calculation Agent may in its sole and absolute discretion determine.</p>

**%SpreadLevel<sub>t</sub>** means, in respect of the Observation Date of the Leverage Reset Time (t), a rate which shall be determined with respect to such Valuation Date(t) by the Calculation Agent as the difference between (1) the 12-month HKD Hong Kong Interbank Offered Rate (HIBOR) Fixing, as published on Reuters RIC H1HKD1YD= and (2) Overnight HKD Hong Kong Interbank Offered Rate (HIBOR) Fixing, as published on Reuters RIC H1HKDOND= or any successor page, each being the rate as of day (t), provided that if any of such rates is not available, then that rate shall be determined by reference to the latest available rate that was published on the relevant Reuters page. Upon the occurrence or likely occurrence, as determined by the Calculation Agent, of a Benchmark Event, the Calculation Agent may make adjustments as it may determine appropriate to account for the relevant event or circumstance, including but not limited to using any alternative rates from such date, with or without retroactive effect as the Calculation Agent may in its sole and absolute discretion determine.

Provided that if such difference is negative, %SpreadLevel<sub>t</sub> should be 0%.

**Benchmark Event** means:

- (a) the relevant reference rate has ceased to be published on the relevant screen page as a result of such benchmark ceasing to be calculated or administered; or
- (b) a public statement by the administrator of the relevant reference rate that (in circumstances where no successor administrator has been or will be appointed that will continue publication of such reference rate) it has ceased publishing such reference rate permanently or indefinitely or that it will cease to do so by a specified future date (the "**Specified Future Date**"); or
- (c) a public statement by the supervisor of the administrator of the relevant reference rate that such reference rate has been or will, by a specified future date (the "**Specified Future Date**"), be permanently or indefinitely discontinued; or
- (d) a public statement by the supervisor of the administrator of the relevant reference rate as a consequence of which Reference Rate will, by a specified future date (the "**Specified Future Date**"), be prohibited from being used, or that its use will be subject to restrictions or adverse consequences, either generally or in respect of the Certificates; or
- (e) a public statement by the supervisor of the administrator of the relevant reference rate that, in the view of such supervisor, such reference rate is or will, by a specified future date (the "**Specified Future Date**"), be no longer representative of an underlying market or the methodology to calculate such reference rate has materially changed; or
- (f) it has or will, by a specified date within the following six months, become unlawful for the Calculation Agent or the Issuer to calculate any payments due to be made to any holder of the Certificates

using the relevant reference rate (including, without limitation, under the Benchmarks Regulation (EU) 2016/1011, if applicable).

Notwithstanding the subparagraphs above, where the relevant Benchmark Event is a public statement within subparagraphs (b), (c), (d) or (e) above and the Specified Future Date in the public statement is more than six months after the date of that public statement, the Benchmark Event shall not be deemed occur until the date falling six months prior to such Specified Future Date.

**ACT(r(t),t)** ACT(r(t),t) means the number of calendar days between the Observation Date of the Leverage Reset Time r(t) (included) and the Observation Date of the Leverage Reset Time (t) (excluded).

**DayCountBasisRate** 365

### **Air Bag Mechanism**

**Intraday Restrike Event** means in respect of an Observation Date, the decrease at any Calculation Time of the Underlying Stock price by 15% or more compared with the amount of  $S_{r(t)} \times Rfactor_t$  where r(t) means the immediately preceding Leverage Reset Time prior to such Calculation Time.

**Calculation Time** means any time between the TimeReferenceOpening and the TimeReferenceClosing, provided that the relevant data is available to enable the Calculation Agent to determine the Leverage Strategy Level.

**TimeReferenceOpening** means the scheduled opening time (including pre-opening session) for the Relevant Stock Exchange for the Underlying Stock (or any successor thereto).

**TimeReferenceClosing** means the scheduled closing time (including closing auction session) for the Relevant Stock Exchange for the Underlying Stock (or any successor thereto).

**Intraday Restrike Event Observation Period** means in respect of an Intraday Restrike Event, the period starting on and excluding the Intraday Restrike Event Time and finishing on and including the sooner between (1) the time falling 15 minutes of continuous trading after the Intraday Restrike Event Time and (2) the TimeReferenceClosing.

Where, during such period, the Calculation Agent determines that (1) the trading in the Underlying Stock is disrupted or subject to suspension or limitation or (2) the Relevant Stock Exchange for the Underlying Stock is not open for continuous trading, the Intraday Restrike Event Observation Period will be extended to the extent necessary until (1) the trading in the Underlying Stock is no longer disrupted, suspended or limited and (2) the Relevant Stock Exchange for the Underlying Stock is open for continuous trading.

**Intraday Restrike Event Time** means in respect of an Intraday Restrike Event, the Calculation Time on which such event occurs.

*The Conditions set out in the section headed “Terms and Conditions of the European Style Cash Settled Long/Short Certificates on Single Equities” in the Base Listing Document are set out below. This section is qualified in its entirety by reference to the detailed information appearing elsewhere in this document which shall, to the extent so specified or to the extent inconsistent with the relevant Conditions set out below, replace or modify the relevant Conditions for the purpose of the Certificates.*

## TERMS AND CONDITIONS OF

### THE EUROPEAN STYLE CASH SETTLED LONG/SHORT CERTIFICATES ON SINGLE EQUITIES

#### 1. Form, Status, Transfer and Title

- (a) *Form.* The Certificates (which expression shall, unless the context otherwise requires, include any further certificates issued pursuant to Condition 11) are issued subject to and with the benefit of:-
- (i) a master instrument by way of deed poll (the "**Master Instrument**") dated 28 June 2022, made by UBS AG (the "**Issuer**") acting through its London Branch; and
  - (ii) a warrant agent agreement (the "**Master Warrant Agent Agreement**" or "**Warrant Agent Agreement**") dated any time on or before the Closing Date, made between the Issuer and the Warrant Agent for the Certificates.

Copies of the Master Instrument and the Master Warrant Agent Agreement or Warrant Agent Agreement are available for inspection at the specified office of the Warrant Agent.

The Certificate Holders (as defined below) are entitled to the benefit of, are bound by and are deemed to have notice of all the provisions of the Master Instrument and the Master Warrant Agent Agreement or Warrant Agent Agreement.

- (b) *Status.* The Certificates constitute direct, general and unsecured contractual obligations of the Issuer and rank, and will rank, equally among themselves and *pari passu* with all other present and future unsecured and unsubordinated obligations of the Issuer (save for statutorily preferred exceptions). The Certificates provide for cash settlement on exercise and, in particular, the Certificates will not be secured by any underlying assets. The Certificates do not entitle Certificate Holders to the delivery of any Underlying Stock, are not secured by the Underlying Stock and do not entitle Certificate Holders to any interest in any Underlying Stock.
- (c) *Transfer.* The Certificates are represented by a global warrant certificate ("**Global Warrant**") which will be deposited with The Central Depository (Pte) Limited ("**CDP**"). Certificates in definitive form will not be issued. Transfers of Certificates may be effected only in Board Lots or integral multiples thereof. All transactions in (including transfers of) Certificates, in the open market or otherwise, must be effected through a securities account with CDP. Title will pass upon registration of the transfer in the records maintained by CDP.
- (d) *Title.* Each person who is for the time being shown in the records maintained by CDP as entitled to a particular number of Certificates shall be treated by the Issuer and the Warrant Agent as the holder and absolute owner of such number of Certificates, notwithstanding any notice to the contrary. The expression "**Certificate Holder**" shall be construed accordingly.

## 2. Certificate Rights and Exercise Expenses

- (a) *Certificate Rights.* Every Certificate entitles each Certificate Holder, upon due exercise and on compliance with Condition 4, to payment by the Issuer of the Cash Settlement Amount (as defined below) (if any) in the manner set out in Condition 4.

The "**Cash Settlement Amount**", in respect of each Certificate, shall be an amount (if positive) payable in the Settlement Currency equal to the Closing Level multiplied by the Notional Amount per Certificate.

The "**Closing Level**", in respect of each Certificate, shall be an amount payable in the Settlement Currency equal to:

$$\left( \frac{\text{Final Reference Level} \times \text{Final Exchange Rate}}{\text{Initial Reference Level} \times \text{Initial Exchange Rate}} - \text{Strike Level} \right) \times \text{Hedging Fee Factor}$$

If the Issuer determines, in its sole discretion, that on the Valuation Date or any Observation Date a Market Disruption Event has occurred, then that Valuation Date or Observation Date shall be postponed until the first succeeding Exchange Business Day or Underlying Stock Business Day, as the case may be, on which there is no Market Disruption Event, unless there is a Market Disruption Event on each of the five Exchange Business Days or Underlying Stock Business Days, as the case may be, immediately following the original date that, but for the Market Disruption Event, would have been a Valuation Date or an Observation Date. In that case:-

- (i) that fifth Exchange Business Day or Underlying Stock Business Day, as the case may be, shall be deemed to be the Valuation Date or the Observation Date notwithstanding the Market Disruption Event; and
- (ii) the Issuer shall determine the Final Reference Level or the relevant closing level on the basis of its good faith estimate of the Final Reference Level or the relevant closing level that would have prevailed on that fifth Exchange Business Day or Underlying Stock Business Day, as the case may be, but for the Market Disruption Event provided that the Issuer, if applicable, may, but shall not be obliged to, determine such Final Reference Level or the relevant closing level by having regard to the manner in which futures contracts relating to the Underlying Stock are calculated.

"**Market Disruption Event**" means the occurrence or existence of (i) any suspension of trading on the Relevant Stock Exchange of the Underlying Stock requested by the Company if that suspension is, in the determination of the Issuer, material, (ii) any suspension of or limitation imposed on trading (including but not limited to unforeseen circumstances such as by reason of movements in price exceeding limits permitted by the Relevant Stock Exchange or any act of God, war, riot, public disorder, explosion, terrorism or otherwise) on the Relevant Stock Exchange in the Underlying Stock if that suspension or limitation is, in the determination of the Issuer, material, or (iii) the closing of the Relevant Stock Exchange or a disruption to trading on the Relevant Stock Exchange, if that disruption is, in the determination of the Issuer, material as a result of the occurrence of any act of God, war, riot, public disorder, explosion or terrorism.

- (b) *Exercise Expenses.* Certificate Holders will be required to pay all charges which are incurred in respect of the exercise of the Certificates (the "**Exercise Expenses**"). An amount equivalent to the Exercise Expenses will be deducted by the Issuer from the Cash Settlement Amount in accordance with Condition 4. Notwithstanding the foregoing, the Certificate Holders shall account to the Issuer on demand for any Exercise Expenses to the extent that they were not or could not be deducted from the Cash Settlement Amount prior to the date of payment of the Cash Settlement Amount to the Certificate Holders in accordance with Condition 4.
- (c) *No Rights.* The purchase of Certificates does not confer on the Certificate Holders any right (whether in respect of voting, dividend or other distributions in respect of the Underlying Stock or otherwise) which the holder of an Underlying Stock may have.

### 3. **Expiry Date**

Unless automatically exercised in accordance with Condition 4(b), the Certificates shall be deemed to expire at 5:00 p.m. (Singapore time) on the Expiry Date or if the Expiry Date is not a Business Day (as defined below), the immediately preceding Business Day.

### 4. **Exercise of Certificates**

- (a) *Exercise.* Certificates may only be exercised on the Expiry Date or if the Expiry Date is not a Business Day, the immediately preceding Business Day, in accordance with Condition 4(b).
- (b) *Automatic Exercise.* Certificate Holders shall not be required to deliver an exercise notice. Exercise of Certificates shall be determined by whether the Cash Settlement Amount (less any Exercise Expenses) is positive. If the Cash Settlement Amount (less any Exercise Expenses) is positive, all Certificates shall be deemed to have been automatically exercised at 5:00 p.m. (Singapore time) on the Expiry Date or if the Expiry Date is not a Business Day, the immediately preceding Business Day. The Cash Settlement Amount less the Exercise Expenses in respect of the Certificates shall be paid in the manner set out in Condition 4(c) below. In the event the Cash Settlement Amount (less any Exercise Expenses) is zero, all Certificates shall be deemed to have expired at 5:00 p.m. (Singapore time) on the Expiry Date or if the Expiry Date is not a Business Day, the immediately preceding Business Day, and Certificate Holders shall not be entitled to receive any payment from the Issuer in respect of the Certificates.
- (c) *Settlement.* In respect of Certificates which are automatically exercised in accordance with Condition 4(b), the Issuer will pay to the Warrant Agent who will then pay to the relevant Certificate Holder the Cash Settlement Amount (if any) in the Settlement Currency. The aggregate Cash Settlement Amount (less any Exercise Expenses) shall be dispatched by the Warrant Agent as soon as practicable and no later than five Business Days following the Expiry Date (subject to extension upon the occurrence of a Market Disruption Event (as defined above) by way of crossed cheque or other payment in immediately available funds drawn in favour of the Certificate Holder only (or, in the case of joint Certificate Holders, the first-named Certificate Holder) appearing in the records maintained by CDP. Any payment made pursuant to this Condition 4(c) shall be delivered at the risk and expense of the Certificate Holder and posted to the Certificate Holder's address appearing in the records maintained by CDP (or, in the case of joint Certificate Holders, to the address of the first-named Certificate Holder appearing in the records maintained by CDP). If

the Cash Settlement Amount is equal to or less than the determined Exercise Expenses, no amount is payable.

The Issuer's obligations to pay the Cash Settlement Amount shall be discharged by payment to the Warrant Agent in accordance with the Master Warrant Agent Agreement or Warrant Agent Agreement.

- (d) *CDP not liable.* CDP shall not be liable to any Certificate Holder with respect to any action taken or omitted to be taken by the Issuer or the Warrant Agent in connection with the exercise of the Certificates or otherwise pursuant to or in connection with these Conditions.
- (e) *Business Day.* In these Conditions, a "**Business Day**" shall be a day (excluding Saturdays, Sundays and public holidays) on which the SGX-ST is open for dealings in Singapore during its normal trading hours and banks are open for business in Singapore.

## 5. Warrant Agent

- (a) *Warrant Agent.* The Issuer reserves the right, subject to the appointment of a successor, at any time to vary or terminate the appointment of the Warrant Agent and to appoint another Warrant Agent provided that it will at all times maintain a Warrant Agent which, so long as the Certificates are listed on the SGX-ST, shall be in Singapore. Notice of any such termination or appointment and of any change in the specified office of the Warrant Agent will be given to the Certificate Holders in accordance with Condition 9.
- (b) *Agent of Issuer.* The Warrant Agent will be acting as agent of the Issuer and will not assume any obligation or duty to or any relationship of agency or trust for the Certificate Holders. All determinations and calculations by the Warrant Agent under these Conditions shall (save in the case of manifest error) be final and binding on the Issuer and the Certificate Holders.

## 6. Adjustments

- (a) *Potential Adjustment Event.* Following the declaration by a Company of the terms of any Potential Adjustment Event (as defined below), the Issuer will determine whether such Potential Adjustment Event has a dilutive or concentrative or other effect on the theoretical value of the Underlying Stock and, if so, will (i) make the corresponding adjustment, if any, to any one or more of the Conditions as the Issuer determines appropriate to account for that dilutive or concentrative or other effect, and (ii) determine the effective date of that adjustment. The Issuer may, but need not, determine the appropriate adjustment by reference to the adjustment in respect of such Potential Adjustment Event made by an exchange on which options or futures contracts on the Underlying Stock are traded.
- (b) *Definitions.* "*Potential Adjustment Event*" means any of the following:
  - (i) a subdivision, consolidation, reclassification or other restructuring of the Underlying Stock (excluding a Merger Event) or a free distribution or dividend of any such Underlying Stock to existing holders by way of bonus, capitalisation or similar issue;
  - (ii) a distribution or dividend to existing holders of the Underlying Stock of (1) such Underlying Stock, or (2) other share capital or securities granting the

right to payment of dividends and/or the proceeds of liquidation of the Company equally or proportionately with such payments to holders of such Underlying Stock, or (3) share capital or other securities of another issuer acquired by the Company as a result of a “spin-off” or other similar transaction, or (4) any other type of securities, rights or warrants or other assets, in any case for payment (in cash or otherwise) at less than the prevailing market price as determined by the Issuer;

- (iii) an extraordinary dividend;
  - (iv) a call by the Company in respect of the Underlying Stock that is not fully paid;
  - (v) a repurchase by the Company of the Underlying Stock whether out of profits or capital and whether the consideration for such repurchase is cash, securities or otherwise;
  - (vi) with respect to a Company an event that results in any shareholder rights pursuant to a shareholder rights agreement or other plan or arrangement of the type commonly referred to as a “poison pill” being distributed, or becoming separated from shares of common stock or other shares of the capital stock of such Company (provided that any adjustment effected as a result of such an event shall be readjusted upon any redemption of such rights); or
  - (vii) any other event that may have, in the opinion of the Issuer, a dilutive or concentrative or other effect on the theoretical value of the Underlying Stock.
- (c) *Merger Event, Tender Offer, Nationalisation and Insolvency.* If a Merger Event, Tender Offer, Nationalisation or Insolvency occurs in relation to the Underlying Stock, the Issuer may take any action described below:
- (i) determine the appropriate adjustment, if any, to be made to any one or more of the Conditions to account for the Merger Event, Tender Offer, Nationalisation or Insolvency, as the case may be, and determine the effective date of that adjustment. The Issuer may, but need not, determine the appropriate adjustment by reference to the adjustment in respect of the Merger Event, Tender Offer, Nationalisation or Insolvency made by an options exchange to options on the Underlying Stock traded on that options exchange;
  - (ii) cancel the Certificates by giving notice to the Certificate Holders in accordance with Condition 9. If the Certificates are so cancelled, the Issuer will pay an amount to each Certificate Holder in respect of each Certificate held by such Certificate Holder which amount shall be the fair market value of a Certificate taking into account the Merger Event, Tender Offer, Nationalisation or Insolvency, as the case may be, less the cost to the Issuer and/or any of its affiliates of unwinding any underlying related hedging arrangements, all as determined by the Issuer in its reasonable discretion. Payment will be made in such manner as shall be notified to the Certificate Holders in accordance with Condition 9; or
  - (iii) following any adjustment to the settlement terms of options on the Underlying Stock on such exchange(s) or trading system(s) or quotation system(s) as the Issuer in its reasonable discretion shall select (the “**Option Reference Source**”) make a corresponding adjustment to any one or more of the Conditions, which adjustment will be effective as of the date determined by the Issuer to be the



effective date of the corresponding adjustment made by the Option Reference Source. If options on the Underlying Stock are not traded on the Option Reference Source, the Issuer will make such adjustment, if any, to any one or more of the Conditions as the Issuer determines appropriate, with reference to the rules and precedents (if any) set by the Option Reference Source, to account for the Merger Event, Tender Offer, Nationalisation or Insolvency, as the case may be, that in the determination of the Issuer would have given rise to an adjustment by the Option Reference Source if such options were so traded.

Once the Issuer determines that its proposed course of action in connection with a Merger Event, Tender Offer, Nationalisation or Insolvency, it shall give notice to the Certificate Holders in accordance with Condition 9 stating the occurrence of the Merger Event, Tender Offer, Nationalisation or Insolvency, as the case may be, giving details thereof and the action proposed to be taken in relation thereto. Certificate Holders should be aware that due to the nature of such events, the Issuer will not make an immediate determination of its proposed course of action or adjustment upon the announcement or occurrence of a Merger Event, Tender Offer, Nationalisation or Insolvency.

- (d) *Definitions.* “**Insolvency**” means that by reason of the voluntary or involuntary liquidation, bankruptcy, insolvency, dissolution or winding-up of or any analogous proceeding affecting a Company (i) all the Underlying Stock of that Company is required to be transferred to a trustee, liquidator or other similar official or (ii) holders of the Underlying Stock of that Company become legally prohibited from transferring them. “**Merger Date**” means the closing date of a Merger Event or, where a closing date cannot be determined under the local law applicable to such Merger Event, such other date as determined by the Issuer. “**Merger Event**” means, in respect of the Underlying Stock, any (i) reclassification or change of such Underlying Stock that results in a transfer of or an irrevocable commitment to transfer all of such Underlying Stock outstanding to another entity or person, (ii) consolidation, amalgamation, merger or binding share exchange of a Company with or into another entity or person (other than a consolidation, amalgamation, merger or binding share exchange in which such Company is the continuing entity and which does not result in reclassification or change of all of such Underlying Stock outstanding), (iii) takeover offer, exchange offer, solicitation, proposal or other event by any entity or person to purchase or otherwise obtain 100 per cent. of the outstanding Underlying Stock of the Company that results in a transfer of or an irrevocable commitment to transfer all such Underlying Stock (other than such Underlying Stock owned or controlled by such other entity or person), or (iv) consolidation, amalgamation, merger or binding share exchange of the Company or its subsidiaries with or into another entity in which the Company is the continuing entity and which does not result in a reclassification or change of all such Underlying Stock outstanding but results in the outstanding Underlying Stock (other than Underlying Stock owned or controlled by such other entity) immediately prior to such event collectively representing less than 50 per cent. of the outstanding Underlying Stock immediately following such event, in each case if the Merger Date is on or before the Valuation Date. “**Nationalisation**” means that all the Underlying Stock or all or substantially all of the assets of a Company are nationalised, expropriated or are otherwise required to be transferred to any governmental agency, authority, entity or instrumentality thereof. “**Tender Offer**” means a takeover offer, tender offer, exchange offer, solicitation, proposal or other event by any entity or person that results in such entity or person purchasing, or otherwise obtaining or having the right to obtain, by conversion or other means, greater than 10 per cent. and less than 100 per cent. of the outstanding voting shares of the Company, as determined by the Issuer, based upon the making of filings with

governmental or self-regulatory agencies or such other information as the Issuer deems relevant.

- (e) *Subdivision or Consolidation of the Certificates.* The Issuer reserves the right to subdivide or consolidate the Certificates, provided that such adjustment is considered by the Issuer not to be materially prejudicial to the Certificate Holders generally (without considering the circumstances of any individual Certificate Holder or the tax or other consequences of such adjustment or amendment in any particular jurisdiction).
- (f) *Other Adjustments.* Except as provided in this Condition 6 and Conditions 10 and 12, adjustments will not be made in any other circumstances, subject to the right reserved by the Issuer (such right to be exercised in the Issuer's sole and unfettered discretion and without any obligation whatsoever) to make such adjustments and amendments as it believes appropriate in circumstances where an event or events (including the events as contemplated in Conditions 6(a) to 6(e)) occur which it believes in its sole discretion (and notwithstanding any prior adjustment made pursuant to the above) and irrespective of, in substitution for, or in addition to the provisions contemplated in Conditions 6(a) to 6(e) should, in the context of the issue of the Certificates and the obligations of the Issuer, give rise to such adjustment or as the case may be, amendment provided that such adjustment or as the case may be, amendment is considered by the Issuer not to be materially prejudicial to the Certificate Holders generally (without considering the circumstances of any individual Certificate Holder or the tax or other consequences of such adjustment or amendment in any particular jurisdiction).
- (g) *Notice of Adjustments.* All determinations made by the Issuer pursuant hereto will be conclusive and binding on the Certificate Holders. The Issuer will give, or procure that there is given notice as soon as practicable of any adjustment and of the date from which such adjustment is effective in accordance with Condition 9. For the avoidance of doubt, no notice will be given if the Issuer determines that adjustments will not be made.

## **7. Purchases**

The Issuer or its related corporations may at any time purchase Certificates at any price in the open market or by tender or by private treaty. Any Certificates so purchased may be held or resold or surrendered for cancellation.

## **8. Meetings of Certificate Holders; Modification**

- (a) *Meetings of Certificate Holders.* The Master Warrant Agent Agreement or Warrant Agent Agreement contains provisions for convening meetings of the Certificate Holders to consider any matter affecting their interests, including the sanctioning by Extraordinary Resolution (as defined in the Master Warrant Agent Agreement or Warrant Agent Agreement) of a modification of the provisions of the Certificates or of the Master Warrant Agent Agreement or Warrant Agent Agreement.

At least 21 days' notice (exclusive of the day on which the notice is given and of the day on which the meeting is held) specifying the date, time and place of the meeting shall be given to the Certificate Holders.

Such a meeting may be convened by the Issuer or by Certificate Holders holding not less than ten per cent. of the Certificates for the time being remaining unexercised. The quorum at any such meeting for passing an Extraordinary Resolution will be two

or more persons holding or representing not less than 25 per cent. of the Certificates for the time being remaining unexercised, or at any adjourned meeting two or more persons being or representing Certificate Holders whatever the number of Certificates so held or represented.

A resolution will be an Extraordinary Resolution when it has been passed at a duly convened meeting by not less than three-quarters of the votes cast by such Certificate Holders who, being entitled to do so, vote in person or by proxy.

An Extraordinary Resolution passed at any meeting of the Certificate Holders shall be binding on all the Certificate Holders whether or not they are present at the meeting. Resolutions can be passed in writing if passed unanimously.

- (b) *Modification.* The Issuer may, without the consent of the Certificate Holders, effect (i) any modification of the provisions of the Certificates or the Master Instrument which is not materially prejudicial to the interests of the Certificate Holders or (ii) any modification of the provisions of the Certificates or the Master Instrument which is of a formal, minor or technical nature, which is made to correct an obvious error or which is necessary in order to comply with mandatory provisions of Singapore law. Any such modification shall be binding on the Certificate Holders and shall be notified to them by the Warrant Agent before the date such modification becomes effective or as soon as practicable thereafter in accordance with Condition 9.

## 9. Notices

- (a) *Documents.* All cheques and other documents required or permitted by these Conditions to be sent to a Certificate Holder or to which a Certificate Holder is entitled or which the Issuer shall have agreed to deliver to a Certificate Holder may be delivered by hand or sent by post addressed to the Certificate Holder at his address appearing in the records maintained by CDP or, in the case of joint Certificate Holders, addressed to the joint holder first named at his address appearing in the records maintained by CDP, and airmail post shall be used if that address is not in Singapore. All documents delivered or sent in accordance with this paragraph shall be delivered or sent at the risk of the relevant Certificate Holder.
- (b) *Notices.* All notices to Certificate Holders will be validly given if published in English on the website of the SGX-ST. Such notices shall be deemed to have been given on the date of the first such publication. If publication on the website of the SGX-ST is not practicable, notice will be given in such other manner as the Issuer may determine. The Issuer shall, at least one month prior to the expiry of any Certificate, give notice of the date of expiry of such Certificate in the manner prescribed above.

## 10. Liquidation

In the event of a liquidation or dissolution of the Company or the appointment of a liquidator (including a provisional liquidator) or receiver or judicial manager or trustee or administrator or analogous person under Singapore or other applicable law in respect of the whole or substantially the whole of its undertaking, property or assets, all unexercised Certificates will lapse and shall cease to be valid for any purpose, in the case of voluntary liquidation, on the effective date of the relevant resolution and, in the case of an involuntary liquidation or dissolution, on the date of the relevant court order or, in the case of the appointment of a liquidator (including a provisional liquidator) or receiver or judicial manager or trustee or administrator or analogous person under Singapore or other applicable law in respect of the whole or substantially the whole of its undertaking, property or assets, on the date when such appointment is effective but subject (in any such case) to any contrary mandatory

requirement of law. In the event of the voluntary liquidation of the Company, the Issuer shall make such adjustments or amendments as it reasonably believes are appropriate in the circumstances.

#### 11. Further Issues

The Issuer shall be at liberty from time to time, without the consent of the Certificate Holders, to create and issue further certificates so as to form a single series with the Certificates.

#### 12. Delisting

- (a) *Delisting.* If at any time, the Underlying Stock ceases to be listed on the Relevant Stock Exchange, the Issuer shall give effect to these Conditions in such manner and make such adjustments and amendments to the rights attaching to the Certificates as it shall, in its absolute discretion, consider appropriate to ensure, so far as it is reasonably able to do so, that the interests of the Certificate Holders generally are not materially prejudiced as a consequence of such delisting (without considering the individual circumstances of any Certificate Holder or the tax or other consequences that may result in any particular jurisdiction).
- (b) *Issuer's Determination.* The Issuer shall determine, in its absolute discretion, any adjustment or amendment and its determination shall be conclusive and binding on the Certificate Holders save in the case of manifest error. Notice of any adjustments or amendments shall be given to the Certificate Holders in accordance with Condition 9 as soon as practicable after they are determined.

#### 13. Early Termination

- (a) *Early Termination for Illegality etc.* The Issuer shall have the right to terminate the Certificates if it shall have determined in its absolute discretion that a Regulatory Event (as defined below) has occurred and, for reasons beyond its control its performance thereunder shall have become unlawful in whole or in part under any applicable present or future law, rule, regulation, judgment, order or directive of any governmental, administrative, legislative or judicial authority or power ("**Applicable Law**").

For the purposes of this Condition:

"**Regulatory Event**" means, following the occurrence of a Change in Law (as defined below) with respect to the Issuer and/or any of its affiliates involved in the issue of the Certificates (hereafter the "**Relevant Affiliates**" and each of the Issuer and the Relevant Affiliates, a "**Relevant Entity**") that, after the Certificates have been issued, (i) any Relevant Entity would incur a materially increased (as compared with circumstances existing prior to such event) amount of tax, duty, liability, penalty, expense, fee, cost or regulatory capital charge however defined or collateral requirements for performing its obligations under the Certificates or hedging the Issuer's obligations under the Certificates, including, without limitation, due to clearing requirements of, or the absence of, clearing of the transactions entered into in connection with the issue of, or hedging the Issuer's obligation under, the Certificates, (ii) it is or will become for any Relevant Entity impracticable, impossible (in each case, after using commercially reasonable efforts), unlawful, illegal or otherwise prohibited or contrary, in whole or in part, under any law, regulation, rule, judgment, order or directive of any governmental, administrative or judicial authority, or power, applicable to such Relevant Entity (a) to hold, acquire, issue, reissue, substitute, maintain, settle, or as the case may be, guarantee, the Certificates, (b) to acquire, hold, sponsor or dispose of any asset(s) (or any interest thereof) of any other transaction(s) such Relevant Entity may use in connection with the issue of the Certificates or to hedge the Issuer's obligations under the Certificates, (c) to perform

obligations in connection with, the Certificates or any contractual arrangement entered into between the Issuer and any Relevant Affiliate (including without limitation to hedge the Issuer's obligations under the Certificates) or (d) to hold, acquire, maintain, increase, substitute or redeem all or a substantial part of its direct or indirect shareholding in the Issuer's capital or the capital of any Relevant Affiliate or to directly or indirectly sponsor the Issuer or any Relevant Affiliate, or (iii) there is or may be a material adverse effect on a Relevant Entity in connection with the issue of the Certificates.

**"Change in Law"** means (i) the adoption, enactment, promulgation, execution or ratification of any applicable new law, regulation or rule (including, without limitation, any applicable tax law, regulation or rule) after the Certificates have been issued, (ii) the implementation or application of any applicable law, regulation or rule (including, without limitation, any applicable tax law, regulation or rule) already in force when the Certificates have been issued but in respect of which the manner of its implementation or application was not known or unclear at the time, or (iii) the change of any applicable law, regulation or rule existing when the Certificates are issued, or the change in the interpretation or application or practice relating thereto, existing when the Certificates are issued of any applicable law, regulation or rule, by any competent court, tribunal, regulatory authority or any other entity exercising executive, legislative, judicial, taxing, regulatory or administrative powers or functions of or pertaining to government (including any additional or alternative court, tribunal, authority or entity, to that existing when the Certificates are issued).

- (b) *Early Termination for other reasons.* The Issuer reserves the right (such right to be exercised in the Issuer's sole and unfettered discretion and without any obligation whatsoever) to terminate the Certificates in accordance with Condition 13(c) where an event or events occur which it believes in its sole discretion should, in the context of the issue of the Certificates and the obligations of the Issuer, give rise to such termination provided that such termination is considered by the Issuer not to be materially prejudicial to the interests of Certificate Holders generally (without considering the circumstances of any individual Certificate Holder or the tax or other consequences of such termination in any particular jurisdiction).
- (c) *Termination.* If the Issuer terminates the Certificates early, then the Issuer will give notice to the Certificate Holders in accordance with Condition 9. The Issuer will, if and to the extent permitted by the Applicable Law, pay to each Certificate Holder in respect of each Certificate held by such Certificate Holder an amount calculated by it as the fair market value of the Certificate immediately prior to such termination (ignoring such illegality) less the cost to the Issuer of unwinding any related hedging arrangements. Payment will be made to the Certificate Holder in such manner as shall be notified to the Certificate Holder in accordance with Condition 9.

#### **14. Governing Law**

The Certificates, the Master Instrument and the Master Warrant Agent Agreement or Warrant Agent Agreement will be governed by and construed in accordance with Singapore law. The Issuer and each Certificate Holder (by its purchase of the Certificates) shall be deemed to have submitted for all purposes in connection with the Certificates, the Master Instrument and the Master Warrant Agent Agreement or Warrant Agent Agreement to the non-exclusive jurisdiction of the courts of Singapore.

#### **15. Prescription**

Claims against the Issuer for payment of any amount in respect of the Certificates will become void unless made within six years of the Expiry Date and, thereafter, any sums payable in respect of such Certificates shall be forfeited and shall revert to the Issuer.

**16. Contracts (Rights of Third Parties) Act 2001 of Singapore**

Unless otherwise expressly provided in the Global Warrant, the Master Instrument and the Master Warrant Agent Agreement or Warrant Agent Agreement, a person who is not a party to any contracts made pursuant to the Global Warrant, the Master Instrument and the Master Warrant Agent Agreement or Warrant Agent Agreement has no rights under the Contracts (Rights of Third Parties) Act 2001 of Singapore to enforce any terms of such contracts. Except as expressly provided herein, the consent of any third party is not required for any subsequent agreement by the parties hereto to amend or vary (including any release or compromise of any liability) or terminate such contracts.

## SUMMARY OF THE ISSUE

*The following is a summary of the issue and should be read in conjunction with, and is qualified by reference to, the other information set out in this document and the Base Listing Document. Terms used in this Summary are defined in the Conditions.*

Issuer:	UBS AG acting through its London Branch
Company:	Sunny Optical Technology (Group) Company Limited
The Certificates:	European Style Cash Settled Long Certificates relating to the Underlying Stock
Number:	3,500,000 Certificates
Form:	The Certificates will be issued subject to, and with the benefit of, a master instrument by way of deed poll dated 28 June 2022 (the “ <b>Master Instrument</b> ”) and executed by the Issuer and a master warrant agent agreement dated 27 February 2008 (the “ <b>Master Warrant Agent Agreement</b> ”) and made between the Issuer and the Warrant Agent.
Cash Settlement Amount:	In respect of each Certificate, is the amount (if positive) equal to:  Notional Amount per Certificate x Closing Level
Denominations:	Certificates are represented by a global warrant in respect of all the Certificates.
Exercise:	The Certificates may only be exercised on the Expiry Date or if the Expiry Date is not a Business Day, the immediately preceding Business Day, in a Board Lot or integral multiples thereof. Certificate Holders will not be required to deliver an exercise notice. If the Cash Settlement Amount (less any Exercise Expenses) is positive, all Certificates will be deemed to have been automatically exercised at 5:00 p.m. (Singapore time) on the Expiry Date or if the Expiry Date is not a Business Day, the immediately preceding Business Day. The Cash Settlement Amount less the Exercise Expenses in respect of the Certificates shall be paid in the manner set out in Condition 4(c) of the Conditions. In the event the Cash Settlement Amount (less any Exercise Expenses) is zero, all Certificates shall be deemed to have expired at 5:00 p.m. (Singapore time) on the Expiry Date or if the Expiry Date is not a Business Day, the immediately preceding Business Day, and Certificate Holders shall not be entitled to receive any payment from the Issuer in respect of the Certificates.
Exercise and Trading Currency:	SGD
Board Lot:	100 Certificates

Transfers of Certificates:	Certificates may only be transferred in Board Lots (or integral multiples thereof). All transfers in Certificates, in the open market or otherwise, must be effected through a securities account with CDP. Title will pass upon registration of the transfer in the records of CDP.
Listing:	Application has been made to the SGX-ST for permission to deal in and for quotation of the Certificates and the SGX-ST has agreed in principle to grant permission to deal in and for quotation of the Certificates. Issue of the Certificates is conditional on such listing being granted. It is expected that dealings in the Certificates on the SGX-ST will commence on or about 2 November 2022.
Governing Law:	The laws of Singapore
Warrant Agent:	The Central Depository (Pte) Limited 11 North Buona Vista Drive #06-07 The Metropolis Tower 2 Singapore 138589
Further Issues:	Further issues which will form a single series with the Certificates will be permitted.

The above summary is qualified in its entirety by reference to the detailed information appearing elsewhere in this document and the Base Listing Document.



## INFORMATION RELATING TO THE EUROPEAN STYLE CASH SETTLED LONG CERTIFICATES ON SINGLE EQUITIES

### What are European Style Cash Settled Long Certificates on Single Equities?

European style cash settled long certificates on single equities (the “**Certificates**”) are structured products relating to the Underlying Stock and the return on a Certificate is linked to the performance of the Leverage Strategy.

#### **A) Cash Settlement Amount Payable upon the Exercise of the Certificates at Expiry**

Upon the exercise of the Certificates at expiry, the Certificate Holders would be paid a Cash Settlement Amount in respect of each Certificate.

The Cash Settlement Amount, in respect of each Certificate, shall be an amount payable in the Settlement Currency equal to the Closing Level multiplied by the Notional Amount per Certificate.

The Closing Level, in respect of each Certificate, shall be an amount payable in the Settlement Currency equal to (1) divided by (2) less (3) subject to any adjustments such as (4), where:

(1) is the Final Reference Level multiplied by the Final Exchange Rate;

(2) is the Initial Reference Level multiplied by the Initial Exchange Rate;

(3) is the Strike Level; and

(4) is the Hedging Fee Factor.

If the Cash Settlement Amount (less any Exercise Expenses) is positive, all Certificates shall be deemed to have been automatically exercised and investors will receive a Cash Settlement Amount. If the Cash Settlement Amount (less any Exercise Expenses) is zero, all Certificates shall be deemed to have expired. Please refer to the section headed “Terms and Conditions of the European Style Cash Settled Long/Short Certificates on Single Equities” for further details on the calculation of the Cash Settlement Amount.

The Certificates are only suitable for investors who believe that the price of the Underlying Stock will increase and are seeking short-term leveraged exposure to the Underlying Stock.

#### **B) Trading the Certificates before Expiry**

If the Certificate Holders want to cash out their investments in the Certificates before the expiry of the Certificates, they may sell the Certificates in the secondary market during the life of the Certificates, and would be subject to the following fees and charges:

- (i) For Certificate Holders who trade the Certificates intraday: shall pay normal transaction and brokerage fees for the trading of the Certificates on the SGX-ST, and may be required to pay stamp taxes or other documentary charges in accordance with the laws and practices of the country where the Certificates are transferred; and
- (ii) For Certificate Holders who hold the Certificates overnight: in addition to the normal transaction and brokerage fees and applicable stamp taxes, would also be required to bear the Management Fee and Gap Premium as well as certain costs embedded within the Leverage Strategy including the Funding Cost and the Rebalancing Cost.

### Illustration of the Calculation of Hedging Fee Factor

Hedging Fee Factor	=	Product of the Daily Fees
--------------------	---	---------------------------

Daily Fees	=	<b>Daily Management Fee Adjustment</b>	
		1 – Management Fee x ACT (t-1;t) / 360	
		x	
		<b>Daily Gap Premium Adjustment</b>	
		1 – Gap Premium (t-1) x ACT (t-1;t) / 360	

### Illustration of the Calculation of Cash Settlement Amount

Cash Settlement Amount = Final Value of Certificates – Strike Level (zero)

Value of Certificates	=	<table border="1"> <tr><td>t<sup>7</sup>=0</td></tr> <tr><td>Notional Amount</td></tr> </table>	t <sup>7</sup> =0	Notional Amount	x	<table border="1"> <tr><td>t=1</td></tr> <tr> <td>Leverage Strategy daily performance<sup>8</sup></td> <td>x</td> <td>Daily Fees</td> </tr> </table>	t=1	Leverage Strategy daily performance <sup>8</sup>	x	Daily Fees	x	<table border="1"> <tr><td>t=2</td></tr> <tr> <td>Leverage Strategy daily performance</td> <td>x</td> <td>Daily Fees</td> </tr> </table>	t=2	Leverage Strategy daily performance	x	Daily Fees	x ...	<table border="1"> <tr><td>t=i</td></tr> <tr> <td>Leverage Strategy Daily performance</td> <td>x</td> <td>Daily Fees</td> </tr> </table>	t=i	Leverage Strategy Daily performance	x	Daily Fees
			t <sup>7</sup> =0																			
Notional Amount																						
t=1																						
Leverage Strategy daily performance <sup>8</sup>	x	Daily Fees																				
t=2																						
Leverage Strategy daily performance	x	Daily Fees																				
t=i																						
Leverage Strategy Daily performance	x	Daily Fees																				

Value of Certificates	=	<table border="1"> <tr><td>t=0</td></tr> <tr><td>Notional Amount</td></tr> </table>	t=0	Notional Amount	x	<table border="1"> <tr><td colspan="2"><b>Product of the daily Leverage Strategy Performance</b></td></tr> <tr> <td>Leverage Strategy daily performance</td> <td>x</td> <td>Leverage Strategy daily performance</td> </tr> </table>	<b>Product of the daily Leverage Strategy Performance</b>		Leverage Strategy daily performance	x	Leverage Strategy daily performance	x	<table border="1"> <tr><td colspan="2"><b>Product of the Daily Fees (Hedging Fee Factor)</b></td></tr> <tr> <td>Daily Fees</td> <td>x</td> <td>Daily Fees</td> </tr> </table>	<b>Product of the Daily Fees (Hedging Fee Factor)</b>		Daily Fees	x	Daily Fees
			t=0															
Notional Amount																		
<b>Product of the daily Leverage Strategy Performance</b>																		
Leverage Strategy daily performance	x	Leverage Strategy daily performance																
<b>Product of the Daily Fees (Hedging Fee Factor)</b>																		
Daily Fees	x	Daily Fees																

Final Value of Certificates	=	<table border="1"> <tr><td>t=0</td></tr> <tr><td>Notional Amount</td></tr> </table>	t=0	Notional Amount	x	<table border="1"> <tr> <td>Final Reference Level x Final Exchange Rate</td> <td>÷</td> <td>Initial Reference Level x Initial Exchange Rate</td> </tr> </table>	Final Reference Level x Final Exchange Rate	÷	Initial Reference Level x Initial Exchange Rate	x	<table border="1"> <tr><td>Hedging Fee Factor</td></tr> </table>	Hedging Fee Factor
			t=0									
Notional Amount												
Final Reference Level x Final Exchange Rate	÷	Initial Reference Level x Initial Exchange Rate										
Hedging Fee Factor												

### Illustration of the applicable fees and charges for an intraday trading scenario

Hedging Fee is implemented overnight in the price of the Certificate. As a consequence, when trading intraday, investors will not bear any Hedging Fee.

Investors will only support bid/ask costs, which are the difference between the price at which the Designated Market Maker purchases (bid) and sells (ask) the Certificate at any point of time.

<sup>7</sup> "t" refers to "Observation Date" which means each Underlying Stock Business Day (subject to Market Disruption Event) from (and including) the Underlying Stock Business Day immediately preceding the Expected Listing Date to the Valuation Date.

<sup>8</sup> Leverage Strategy daily performance is computed as the Leverage Strategy Level on Business Day (t) divided by the Leverage Strategy Level on Business Day (t-1).

### Example of Calculation of Hedging Fee Factor and Cash Settlement Amount

*The example is purely hypothetical. We include the example to illustrate how the Certificates work, and you MUST NOT rely on them as any indication of the actual return or what the payout on the Certificates might actually be. The example also assumes a product which expires 16 days after listing date, to illustrate the daily calculation of price, costs and fees from listing date to expiry date.*

Assuming an investor purchases the following Certificates at the Issue Price:

Underlying Stock:	<b>Ordinary shares of Sunny Optical Technology (Group) Company Limited</b>
Expected Listing Date:	<b>01/02/2021</b>
Expiry Date:	<b>16/02/2021</b>
Initial Reference Level:	<b>1,000</b>
Initial Exchange Rate:	<b>1</b>
Final Reference Level:	<b>1,200</b>
Final Exchange Rate:	<b>1</b>
Issue Price:	<b>0.80 SGD</b>
Notional Amount per Certificate:	<b>0.80 SGD</b>
Management Fee (p.a.):	<b>0.40%</b>
Gap Premium (p.a.):	<b>6.90%</b>
Strike Level:	<b>Zero</b>

### Hedging Fee Factor

Hedging Fee Factor on the  $n^{\text{th}}$  Underlying Stock Business Day after issuance of Certificate ("HFF (n)") is calculated as follows:

$$\text{HFF}(0) = 100\%$$

On Next Calendar Day (assuming it is an Underlying Stock Business Day):

$$\text{HFF}(1) = \text{HFF}(0) \times \left(1 - \text{Management Fee} \times \frac{\text{ACT}(t-1; t)}{360}\right) \times \left(1 - \text{Gap Premium} \times \frac{\text{ACT}(t-1; t)}{360}\right)$$

$$\text{HFF}(1) = 100\% \times \left(1 - 0.40\% \times \frac{1}{360}\right) \times \left(1 - 6.90\% \times \frac{1}{360}\right)$$

$$\text{HFF}(1) = 100\% \times 99.9989\% \times 99.9808\% \approx 99.9797\%$$

Assuming 2<sup>nd</sup> Underlying Stock Business Day falls 3 Calendar Days after 1<sup>st</sup> Underlying Stock Business Day:

$$\text{HFF (2)} = \text{HFF (1)} \times \left(1 - \text{Management Fee} \times \frac{\text{ACT (t-1; t)}}{360}\right) \times \left(1 - \text{Gap Premium} \times \frac{\text{ACT (t-1; t)}}{360}\right)$$

$$\text{HFF (2)} = 99.9797\% \times \left(1 - 0.40\% \times \frac{3}{360}\right) \times \left(1 - 6.90\% \times \frac{3}{360}\right)$$

$$\text{HFF (2)} = 99.9797\% \times 99.9967\% \times 99.9425\% \approx 99.9189\%$$

The same principle applies to the following Underlying Stock Business Days:

$$\text{HFF (n)} = \text{HFF (n-1)} \times \left(1 - \text{Management Fee} \times \frac{\text{ACT (t-1; t)}}{360}\right) \times \left(1 - \text{Gap Premium} \times \frac{\text{ACT (t-1; t)}}{360}\right)$$

In this example, the Hedging Fee Factor as of the Valuation Date would be equal to 99.6962% as illustrated below:

Date	HFF
2/1/2021	100.0000%
2/2/2021	99.9797%
2/3/2021	99.9594%
2/4/2021	99.9392%
2/5/2021	99.9189%
2/8/2021	99.8581%
2/9/2021	99.8379%
2/10/2021	99.8176%
2/11/2021	99.7974%
2/12/2021	99.7772%
2/15/2021	99.7165%
2/16/2021	99.6962%

### Cash Settlement Amount

In this example, the Closing Level and the Cash Settlement Amount would be computed as follows:

Closing Level = [(Final Reference Level x Final Exchange Rate) / (Initial Reference Level x Initial Exchange Rate) – Strike Level] x Hedging Fee Factor

$$= [(1200 \times 1) / (1000 \times 1) - 0] \times 99.6962\%$$

$$= 119.64\%$$

Cash Settlement Amount = Closing Level x Notional Amount per Certificate

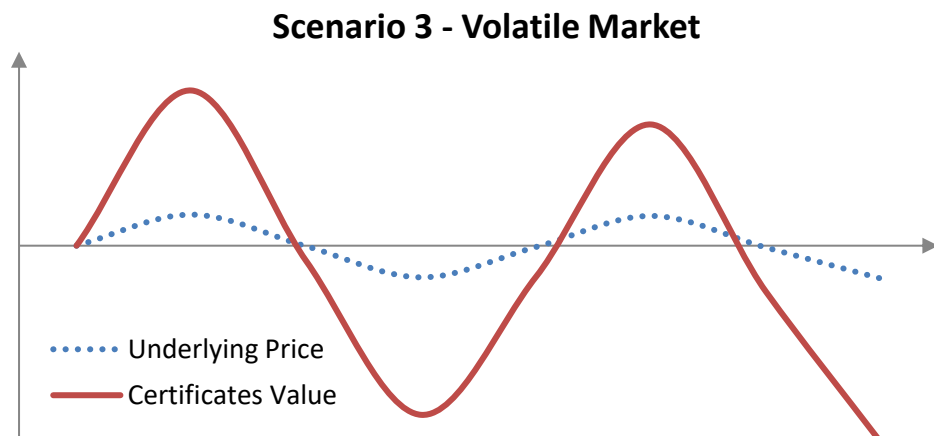
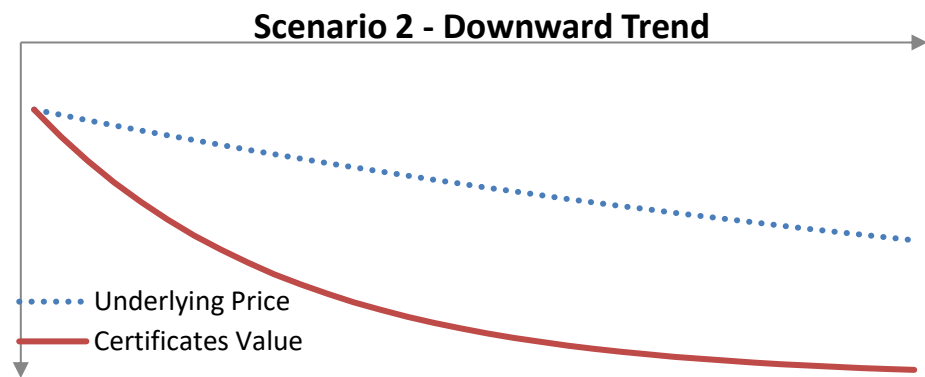
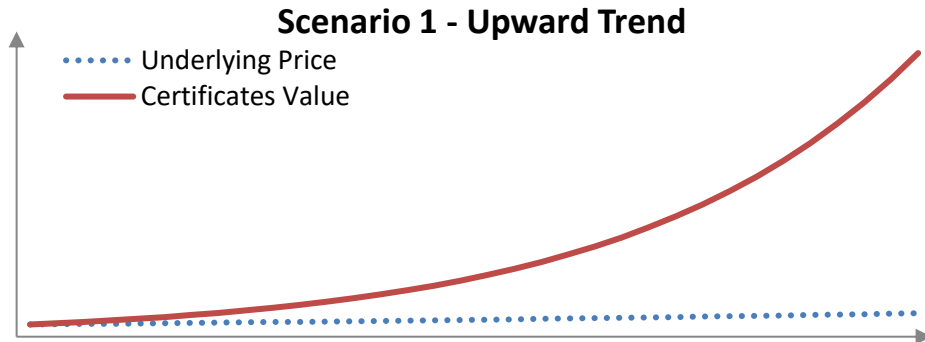
$$= 119.64\% \times 0.80 \text{ SGD}$$

$$= 0.957 \text{ SGD}$$

### Illustration on how returns and losses can occur under different scenarios

The examples are purely hypothetical and do not take fees and charges payable by investors into consideration. The examples highlight the effect of the Underlying Stock performance on the value of the Certificates and do not take into account the possible influence of fees, exchange rates, dividends, or any other market parameters.

#### 1. Illustrative examples



## 2. Numerical Examples

**Scenario 1 – Upward Trend**

Underlying						
	Day 0	Day 1	Day 2	Day 3	Day 4	Day 5
Daily Return		2.00%	2.00%	2.00%	2.00%	2.00%
Value at end of day	10,000.00	10,200.00	10,404.00	10,612.08	10,824.32	11,040.81
Accumulated Return		2.00%	4.04%	6.12%	8.24%	10.41%

Value of the Certificates						
	Day 0	Day 1	Day 2	Day 3	Day 4	Day 5
Daily Return		10.00%	10.00%	10.00%	10.00%	10.00%
Price at end of day	0.80	0.88	0.97	1.06	1.17	1.29
Accumulated Return		10.00%	21.00%	33.10%	46.41%	61.05%

**Scenario 2 – Downward Trend**

Underlying						
	Day 0	Day 1	Day 2	Day 3	Day 4	Day 5
Daily Return		-2.00%	-2.00%	-2.00%	-2.00%	-2.00%
Value at end of day	10,000.00	9,800.00	9,604.00	9,411.92	9,223.68	9,039.21
Accumulated Return		-2.00%	-3.96%	-5.88%	-7.76%	-9.61%

Value of the Certificates						
	Day 0	Day 1	Day 2	Day 3	Day 4	Day 5
Daily Return		-10.00%	-10.00%	-10.00%	-10.00%	-10.00%
Price at end of day	0.80	0.72	0.65	0.58	0.52	0.47
Accumulated Return		-10.00%	-19.00%	-27.10%	-34.39%	-40.95%

**Scenario 3 – Volatile Market**

Underlying						
	Day 0	Day 1	Day 2	Day 3	Day 4	Day 5
Daily Return		2.00%	-2.00%	-2.00%	2.00%	2.00%
Value at end of day	10,000.00	10,200.00	9,996.00	9,796.08	9,992.00	10,191.84
Accumulated Return		2.00%	-0.04%	-2.04%	-0.08%	1.92%

Value of the Certificates						
	Day 0	Day 1	Day 2	Day 3	Day 4	Day 5
Daily Return		10.00%	-10.00%	-10.00%	10.00%	10.00%
Price at end of day	0.80	0.88	0.79	0.71	0.78	0.86
Accumulated Return		10.00%	-1.00%	-10.90%	-1.99%	7.81%

### Description of Air Bag Mechanism

The Certificates integrate an “Air Bag Mechanism” which is designed to reduce exposure to the Underlying Stock during extreme market conditions.

In accordance with the Air Bag Mechanism timeline below, when the Air Bag triggers, the following typically occurs:

- Observation Period: the price of the Underlying Stock is observed and its minimum price is recorded (i) during 15 minutes of continuous trading after the Air Bag is triggered, or (ii) until Market Close if there is 15 minutes (or less) of continuous trading until Market Close when the Air Bag is triggered; and
- Reset Period: thereafter, the Leverage Strategy is reset using the minimum price of the Underlying Stock during the Observation Period as the New Observed Price. The New Observed Price replaces the last closing price of the Underlying Stock in order to compute the performance of the Leverage Strategy.

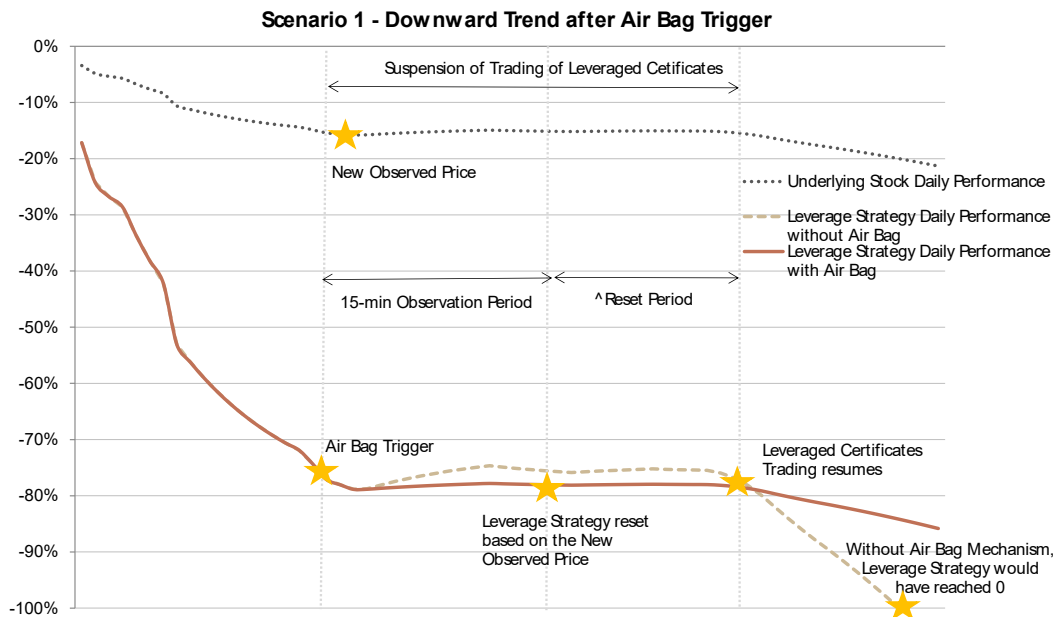
During the Observation Period and Reset Period, trading of Certificates is suspended for **at least** 30 minutes of continuous trading after the Air Bag is triggered. Investors cannot sell or purchase any Certificates during this period. The Reset Period (and consequently the resumption of trading) is subject further to SGX-ST's requirements, including at least 30 minutes from the time of publication of an announcement on the exchange in respect of the Air Bag Mechanism being triggered, and at least 15 minutes after the SGX-ST grants an approval to resume trading, whichever is later, rounded to the next quarter of an hour.

For the avoidance of doubt, if the Air Bag Mechanism was triggered with more than 60 minutes of continuous trading before Market Close, trading of Certificates will resume the same trading day after the Reset Period has elapsed, subject to the SGX-ST's approval to resume trading. If the Air Bag Mechanism was triggered between 45 minutes and 60 minutes of continuous trading before Market Close, trading of Certificates may or may not resume the same trading day after the Reset Period has elapsed. If the Air Bag Mechanism was triggered with only 45 minutes (or less) of continuous trading before Market Close, trading of Certificates resumes on the next trading day.

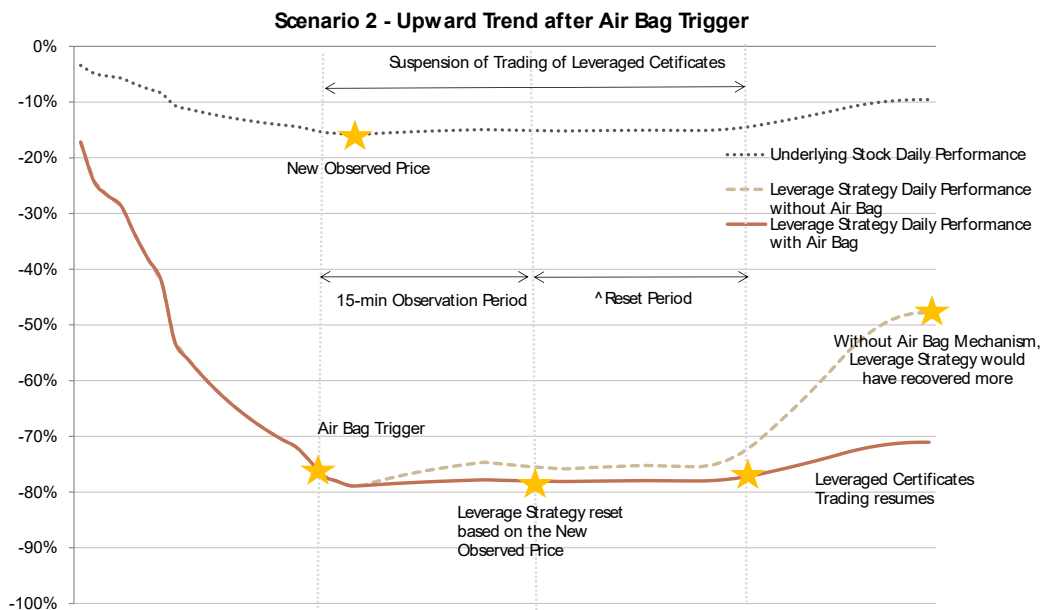
With **Market Close** defined as:

- Underlying Stock closing time with respect to the Observation Period including the closing auction session
- The sooner between Underlying Stock closing time of continuous trading and SGX-ST closing time of continuous trading with respect to the resumption of trading

### Illustrative examples of the Air Bag Mechanism<sup>9</sup>



^ The Reset Period (and consequently the resumption of trading) is subject further to SGX-ST's requirements, including at least 30 minutes from the time of publication of an announcement on the exchange in respect of the Air Bag Mechanism being triggered, and at least 15 minutes after the SGX-ST grants an approval to resume trading, whichever is later, rounded to the next quarter of an hour.



^ The Reset Period (and consequently the resumption of trading) is subject further to SGX-ST's requirements, including at least 30 minutes from the time of publication of an announcement on the exchange in respect of the Air Bag Mechanism being triggered, and at least 15 minutes after the SGX-ST grants an approval to resume trading, whichever is later, rounded to the next quarter of an hour.

<sup>9</sup> The illustrative examples are not exhaustive.

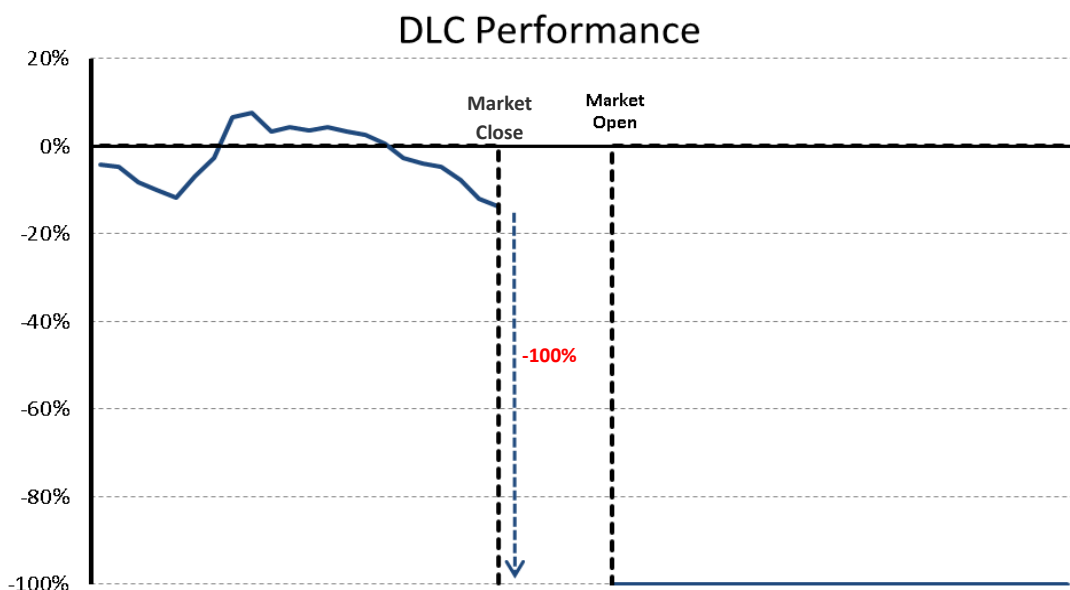
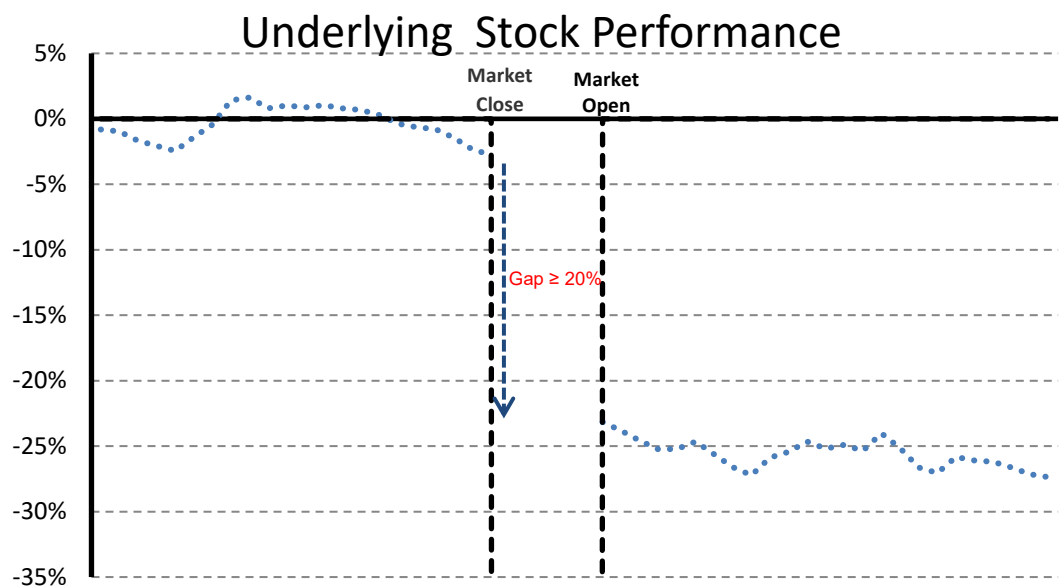


### Scenarios where the investor may lose the entire value of the investment

*The scenarios below are purely hypothetical and do not take fees and charges payable by investors into consideration. The scenarios highlight cases where the Certificates may lose 100% of their value.*

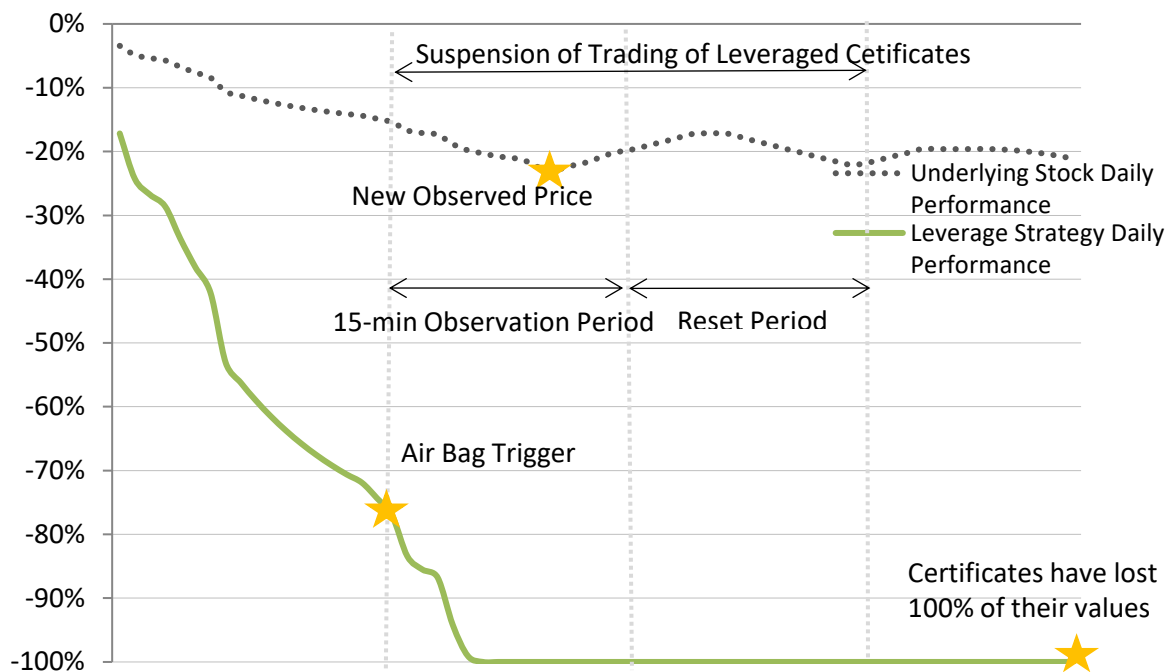
#### Scenario 1 – Overnight fall of the Underlying Stock

On any business day, the opening price of the Underlying Stock may be higher or lower than the closing price on the previous day. The difference between the previous closing price and the opening price of the Underlying Stock is termed a “gap”. If the opening price of the Underlying Stock is 20% or more below the previous day closing price, the Air Bag Mechanism would only be triggered when the market (in respect of which the Underlying Stock is listed) opens the following day (including pre-opening trading session and extended auction hours, if applicable), and the Certificates would lose their entire value in such event.



Scenario 2 – Sharp intraday fall of the Underlying Stock

Although the Air Bag Mechanism is designed to reduce the exposure to the Underlying Stock during extreme market conditions, the Certificate can lose 100% of its value in the event the price of the Underlying Stock falls by 20% or more within the 15 minutes Observation Period compared to the reference price, being: (i) if air bag event has not been previously triggered on the same day, the previous closing price of the Underlying Stock, or (ii) if one or more air bag events have been previously triggered on the same day, the latest New Observed Price. The Certificates would lose their entire value in such event.



## Examples and illustrations of adjustments due to certain corporate actions

*The examples are purely hypothetical and do not take fees and charges payable by investors into consideration. The examples highlight the effect of corporate actions on the value of the Certificates and do not take into account the possible influence of fees, exchange rates, or any other market parameters.*

In the case of any corporate action on the Underlying Stock, the Calculation Agent will, as soon as reasonably practical after it becomes aware of such event, determine whether such corporate action has a dilutive or concentrative effect on the theoretical value of the Underlying Stock, and if so, will (a) calculate the corresponding adjustment, if any, to be made to the elements relating to the Underlying Stock which are used to determine any settlement or payment terms under the Certificates and/or adjust at its discretion any other terms of the Certificates as it determines appropriate to preserve the economic equivalent of the obligations of the Issuer under the Certificates and (b) determine the effective date of such adjustment.

Notwithstanding the foregoing, in the event the Observation Date of the Leverage Reset Time (t) is an ex-date with respect to a corporate action related to the Underlying Stock, and the immediately preceding Leverage Reset Time r(t) is at the scheduled closing time for the Relevant Stock Exchange for the Underlying Stock (or any successor thereto), the Calculation Agent may, in its sole and absolute discretion, replace the  $Rfactor_t$  with respect to such Leverage Reset Time (t) by an amount computed according to the following generic formula :

$$Rfactor_t = \left[ 1 - \frac{Div_t + DivExc_t - M \times R}{S_{r(t)}} \right] \times \frac{1}{1 + M}$$

This formula is provided for indicative purposes and the Calculation Agent may determine that this formula is not appropriate for certain corporate actions and may apply a different formula instead.

Such adjustment of  $Rfactor_t$  would affect the Leveraged Return, the Rebalancing Cost, and the Underlying Reference Price used to determine the Intraday Restrike Event. The Air Bag mechanism would not be triggered if the stock price falls by 15% exclusively because of the dilutive effect of a corporate action.

Where:

$DivExc_t$  is the amount received as an Extraordinary Dividend by a holder of existing Shares for each Share held prior to the Extraordinary Dividend, net of any applicable withholding taxes.

**M** is the number of new Share(s) (whether a whole or a fraction) per existing Share each holder thereof is entitled to subscribe or to receive (positive amount) or the number of existing Shares redeemed or canceled per existing Share (negative amount), as the case may be, resulting from the corporate action.

**R** is the subscription price per Share (positive amount) or the redemption price per Share (negative amount) including any dividends or other benefits forgone to be subscribe to or to receive (as applicable), or to redeem a Share.

### 1. Stock split

Assuming the Underlying Stock is subject to a 1 to 2 stock split (i.e. 1 new Share for every 1 existing share):

$$S_{r(t)} = \$100$$

$$S_t = \$51$$

$$\text{Div}_t = \$0$$

$$\text{DivExc}_t = \$0$$

$$M = 1 \text{ (i.e. 1 new Shares for 1 existing Share)}$$

$$R = \$0 \text{ (no subscription price / redemption price)}$$

$$Rfactor_t = \left[ 1 - \frac{0 + 0 - 2 \times 0}{100} \right] \times \frac{1}{1 + 1} = 50\%$$

As a consequence:

$$LR_{r(t),t} = \text{Leverage} \times \left( \frac{S_t}{S_{r(t)} \times Rfactor_t} - 1 \right) = 5 \times \left( \frac{51}{100 \times 50\%} - 1 \right) = 10\%$$

$S_{r(t)}$	$S_{r(t)} \times Rfactor_t$	$S_t$	Adjusted Underlying Stock Performance
100	50	51	2%

Value of the Certificate r(t)	Value of the Certificate (t)	Certificates' performance (excluding any cost and fees)
0.80	0.88	10%

In such case an Intraday Restrike Event would occur if the Underlying Stock price falls to \$42.5, which is 15% below \$50, the Underlying Stock Reference Price.

## 2. Share Consolidation

Assuming the Underlying Stock is subject to a 2 to 1 share consolidation (i.e. 1 Share canceled for every 2 existing Shares):

$$S_{r(t)} = \$100$$

$$S_t = \$202$$

$$\text{Div}_t = \$0$$

$$\text{DivExc}_t = \$0$$

$$M = -0.5 \text{ (i.e. 0.5 Shares canceled for each 1 existing Share)}$$

$$R = \$0 \text{ (no subscription price / redemption price)}$$

$$Rfactor_t = \left[ 1 - \frac{0 + 0 - (-0.5) \times 0}{100} \right] \times \frac{1}{1 + (-0.5)} = 200\%$$

As a consequence:

$$LR_{r(t),t} = \text{Leverage} \times \left( \frac{S_t}{S_{r(t)} \times Rfactor_t} - 1 \right) = 5 \times \left( \frac{202}{100 \times 200\%} - 1 \right) = 5\%$$

$S_{r(t)}$	$S_{r(t)} \times Rfactor_t$	$S_t$	Adjusted Underlying Stock Performance
100	200	202	1%

Value of the Certificate r(t)	Value of the Certificate (t)	Certificates' performance (excluding any cost and fees)
0.80	0.84	5%

In such case an Intraday Restrike Event would occur if the Underlying Stock price falls to \$170, which is 15% below \$200, the Underlying Stock Reference Price.

### 3. Rights Issues

Assuming there is a rights issue with respect to the Underlying Stock, with a right to receive 1 new Share for every 2 existing Shares, for a subscription price of \$40.

$$S_{r(t)} = \$100$$

$$S_t = \$84$$

$$\text{Div}_t = \$0$$

$$\text{DivExc}_t = \$0$$

$$R = \$40 \text{ (i.e. subscription price of \$40)}$$

$$M = 0.5 \text{ (i.e. 1 new share for every 2 existing shares)}$$

$$Rfactor_t = \left[ 1 - \frac{0 + 0 - 0.5 \times 40}{100} \right] \times \frac{1}{1 + 0.5} = 80\%$$

As a consequence:

$$LR_{r(t),t} = \text{Leverage} \times \left( \frac{S_t}{S_{r(t)} \times Rfactor_t} - 1 \right) = 5 \times \left( \frac{84}{100 \times 80\%} - 1 \right) = 25\%$$

$S_{r(t)}$	$S_{r(t)} \times Rfactor_t$	$S_t$	Adjusted Underlying Stock Performance
100	80	84	5%

Value of the Certificate r(t)	Value of the Certificate (t)	Certificates' performance (excluding any cost and fees)
0.80	1.00	25%

In such case an Intraday Restrike Event would occur if the Underlying Stock price falls to \$68, which is 15% below \$80, the Underlying Stock Reference Price.

#### 4. Bonus Issues

Assuming there is a bonus issue with respect to the Underlying Stock, where shareholders receive 1 bonus share for 5 existing shares:

$$S_{r(t)} = \$100$$

$$S_t = \$85$$

$$\text{Div}_t = \$0$$

$$\text{DivExc}_t = \$0$$

$$R = \$0$$

$$M = 0.2 \text{ (i.e. 1 new share for 5 existing shares)}$$

$$Rfactor_t = \left[ 1 - \frac{0 + 0 - 0.2 \times 0}{100} \right] \times \frac{1}{1 + 0.2} = 83.33\%$$

As a consequence:

$$LR_{r(t),t} = \text{Leverage} \times \left( \frac{S_t}{S_{r(t)} \times Rfactor_t} - 1 \right) = 5 \times \left( \frac{85}{100 \times 83.33\%} - 1 \right) = 10\%$$

$S_{r(t)}$	$S_{t(t)} \times Rfactor_t$	$S_t$	Adjusted Underlying Stock Performance
100	83.33	85	2%

Value of the Certificate r(t)	Value of the Certificate (t)	Certificates' performance (excluding any cost and fees)
0.80	0.88	10%

In such case an Intraday Restrike Event would occur if the Underlying Stock price falls to \$70.83, which is 15% below \$83.33, the Underlying Stock Reference Price.

#### 5. Extraordinary Dividend

Assuming there is an extraordinary dividend of \$20 (net of taxes) paid in respect of each stock.

$$S_{r(t)} = \$100$$

$$S_t = \$84$$

$$\text{Div}_t = \$0$$

$$\text{DivExc}_t = \$20$$

$$R = \$0$$

$$M = 0$$

$$Rfactor_t = \left[ 1 - \frac{0 + 20 - 0 \times 0}{100} \right] \times \frac{1}{1 + 0} = 80\%$$

As a consequence:

$$LR_{r(t),t} = \text{Leverage} \times \left( \frac{S_t}{S_{r(t)} \times Rfactor_t} - 1 \right) = 5 \times \left( \frac{84}{100 \times 80\%} - 1 \right) = 25\%$$

$S_{r(t)}$	$S_{r(t)-} \times Rfactor_t$	$S_t$	Adjusted Underlying Stock Performance
100	80	84	5%

Value of the Certificate r(t)	Value of the Certificate (t)	Certificates' performance (excluding any cost and fees)
0.80	1.00	25%

In such case an Intraday Restrike Event would occur if the Underlying Stock price falls to \$68, which is 15% below \$80, the Underlying Stock Reference Price.

## INFORMATION RELATING TO THE COMPANY

*All information contained in this document regarding the Company, including, without limitation, its financial information, is derived from publicly available information which appears on the web-site of Hong Kong Exchanges and Clearing Limited (the “HKExCL”) at <http://www.hkex.com.hk> and/or the Company’s web-site at <http://www.sunnyoptical.com/en/default.html>. The Issuer has not independently verified any of such information.*

Sunny Optical Technology (Group) Company Limited (the “**Company**”) (SEHK stock code: 2382) is a leading company in integrated optical device manufacturers and an optical imaging system solution provider. The Company went public in 2007 and is listed on the Main Board of the Hong Kong Stock Exchange.

The Company has strong capabilities in R&D and manufacturing. With great reputation among its customers worldwide, the company has extended its market in forty countries and regions and has become the most important supplier to many Tier 1 customers domestically and internationally. The company has also gained significant global market share in compact module camera, lens sets for mobile devices and automotive lenses.

The Company has five production sites in Yangtze River Delta, Pearl River Delta, Bohai Bay and Central Plain Areas, respectively. There are also R&D center and local customer support offices in North America, Japan, South Korea, Singapore, and Taiwan.

The Company is one of a few enterprises inside China that have first-class design capability and mass production capacity for integrated products combining optics, mechanics electronics and software technology. Therefore, it has established its leadership in special coating technology in lens production, aspherical optics auto-focus and zooming, development in chalcogenide glass material, embedded software, 3D scanning and imaging, 3D ultra-precision vibration measuring, trace element analysis, ultra-high pixel camera modules design and manufacturing.

Supported by its high ranking in optoelectronic industry, the Company also promotes its “Famous Co-Star” strategy with commitment to achieve high tech, high value and high efficiency. Now it is focus on transformation and upgrading production, profit and operation models in order to advance its production base with advantages in value, system integration and brand name.

The information set out in Appendix I of this document relates to the unaudited condensed consolidated financial statements of the Company and its subsidiaries for the six months ended 30 June 2022 and has been extracted and reproduced from an announcement by the Company released on 9 September 2022 in relation to the same. Further information relating to the Company may be located on the web-site of the HKExCL at <http://www.hkex.com.hk>.



## INFORMATION RELATING TO THE DESIGNATED MARKET MAKER

UBS AG, acting through its London Branch, has been appointed the designated market maker (“DMM”) for the Certificates. The DMM will provide competitive buy and sell quotes for the Certificates continuously during the trading hours of the SGX-ST on the following basis:

- (a) Maximum bid and offer spread : (i) when the best bid price of the Certificate is S\$10 and below: 10 ticks or S\$0.20 whichever is greater; and  
(ii) when the best bid price of the Certificate is above S\$10: 5% of the best bid price of the Certificate.
- (b) Minimum quantity subject to bid and offer spread : 10,000 Certificates
- (c) Last Trading Day for Market Making : The date falling 5 Exchange Business Days immediately preceding the Expiry Date

In addition, the DMM may not provide a quotation in the following circumstances:

- (i) during the pre-market opening and five minutes following the opening of the SGX-ST on any trading day;
- (ii) if the Certificates are valueless (where the Issuer’s bid price is below the minimum bid size for such securities as prescribed by the SGX-ST);
- (iii) before the Relevant Stock Exchange for the Underlying Stock has opened and after the Relevant Stock Exchange for the Underlying Stock has closed on any trading day;
- (iv) when trading in the Underlying Stock is suspended or limited in a material way for any reason, for the avoidance of doubt, the DMM is not obliged to provide quotations for the Certificates at any time when the Underlying Stock is not negotiated/traded for any reason;
- (v) where the Certificates are suspended from trading for any reason;
- (vi) market disruption events, including, without limitation, any suspension of or limitation imposed on trading (including but not limited to unforeseen circumstances such as by reason of movements in price exceeding limits permitted by the SGX-ST or any act of God, war, riot, public disorder, explosion, terrorism or otherwise) in the Underlying Stock;
- (vii) where the Issuer or the DMM faces technical problems affecting the ability of the DMM to provide bids and offer quotations;
- (viii) where the ability of the Issuer to source a hedge or unwind an existing hedge, as determined by the Issuer in good faith, is materially affected by the prevailing market conditions, and the Issuer informs the SGX-ST of its inability to do so as soon as practicable;
- (ix) in cases where the Issuer has no Certificates to sell, then the DMM will only provide the bid price;

- (x) if the stock market experiences exceptional price movement and volatility;
- (xi) when it is a public holiday in Singapore and/or Hong Kong and/or the SGX-ST and/or the HKEX is not open for dealings; and
- (xii) during the suspension of trading of Certificates after an Air Bag Mechanism has been triggered.

The last trading day on which the DMM will provide competitive quotations for the Certificates would be the fifth Exchange Business Day immediately preceding the Expiry Date.

## PLACING AND SALE

### General

No action has been or will be taken by the Issuer that would permit a public offering of the Certificates or possession or distribution of any offering material in relation to the Certificates in any jurisdiction where action for that purpose is required. No offers, sales or deliveries of any Certificates, or distribution of any offering material relating to the Certificates may be made in or from any jurisdiction except in circumstances which will result in compliance with any applicable laws or regulations and will not impose any obligation on the Issuer. In the event that the Issuer contemplates a placing, placing fees may be payable in connection with the issue and the Issuer may at its discretion allow discounts to placees.

### United Kingdom

In relation to each tranche of Certificates, the Issuer has represented, warranted and agreed that:

(a) No deposit-taking: in relation to any Certificates having a maturity of less than one year:

(i) it is a person whose ordinary activities involve it in acquiring, holding, managing or disposing of investments (as principal or agent) for the purposes of its business; and

(ii) it has not offered or sold and will not offer or sell any Certificates other than to persons:

(A) whose ordinary activities involve them in acquiring, holding, managing or disposing of investments (as principal or agent) for the purposes of their businesses; or

(B) who it is reasonable to expect will acquire, hold, manage or dispose of investments (as principal or agent) for the purposes of their businesses,

where the issue of the Certificates would otherwise constitute a contravention of section 19 of the Financial Services and Markets Act 2000 (the “**FSMA**”) by the Issuer;

(b) Financial Promotion: it has only communicated or caused to be communicated and will only communicate or cause to be communicated any invitation or inducement to engage in investment activity (within the meaning of section 21 of the FSMA) received by it in connection with the issue or sale of any Certificates in circumstances in which section 21(1) of the FSMA does not or would not, if the Issuer was not an authorised person, apply to the Issuer; and

(c) General Compliance: it has complied and will comply with all applicable provisions of the FSMA with respect to anything done by it in relation to any Certificates in, from or otherwise involving the United Kingdom.

If the applicable Supplemental Listing Document in respect of any Certificates specifies the "Prohibition of Sales to European Economic Area Retail Investors" as "Not Applicable", the Issuer has represented and agreed that it has not offered, sold or otherwise made available such Certificates to any retail investor in the United Kingdom. For the purposes of this provision:

(a) the expression "**retail investor**" means a person who is one (or more) of the following:

(i) a retail client, as defined in point (8) of Article 2 of Regulation (EU) No 2017/565 as it forms part of domestic law by virtue of the European Union (Withdrawal) Act 2018 (“**EUWA**”); or

- (ii) a customer within the meaning of the provisions of the FSMA and any rules or regulations made under the FSMA which were relied on immediately before exit day to implement Directive (EU) 2016/97, where that customer would not qualify as a professional client, as defined in point (8) of Article 2(1) of Regulation (EU) No 600/2014 as it forms part of domestic law by virtue of the EUWA; or
  - (iii) not a qualified investor as defined in Article 2 of Regulation (EU) 2017/1129 as it forms part of domestic law by virtue of the EUWA; and
- (b) the expression an "**offer**" includes the communication in any form and by any means of sufficient information on the terms of the offer and the Certificates to be offered so as to enable an investor to decide to purchase or subscribe for the Certificates.

If the applicable Supplemental Listing Document in respect of any Certificates specifies the "Prohibition of Sales to European Economic Area Retail Investors" as "Not Applicable", the Issuer has represented and agreed that it has not made and will not make an offer of Certificates which are the subject of the offering contemplated by the Base Listing Document as completed by this Supplemental Listing Document to the public in the United Kingdom except that it may make an offer of such Certificates to the public in the United Kingdom:

- a) if the Supplemental Listing Document in relation to the Certificates specifies an offer of those Certificates may be made other than pursuant to Article 1(4) of the UK Prospectus Regulation in the United Kingdom (a "**Public Offer**"), following the date of publication of a prospectus in relation to such Certificates which either (i) has been approved by the UK Financial Conduct Authority ("**FCA**"), or (ii) is to be treated as if it had been approved by the FCA in accordance with the transitional provision in Regulation 74 of the Prospectus (Amendment etc.) (EU Exit) Regulations 2019, provided that any such prospectus has subsequently been completed by final terms contemplating such Public Offer, in the period beginning and ending on the dates specified in such prospectus or final terms, as applicable, and the Issuer has consented in writing to its use for the purpose of that Public Offer;
- b) at any time to any legal entity which is a qualified investor as defined in Article 2 of the UK Prospectus Regulation;
- c) at any time to fewer than 150 natural or legal persons (other than qualified investors as defined in Article 2 of the UK Prospectus Regulation); or
- d) at any time in any other circumstances falling within section 86 of the FSMA, provided that no such offer of Certificates to the public referred to in (a) to (c) above shall require the publication of a prospectus pursuant to section 85 of the FSMA or supplement a prospectus pursuant to Article 23 of the UK Prospectus Regulation,

provided that no such offer of Certificates referred to in (b) to (d) above shall require the Issuer to publish a prospectus pursuant to section 85 of the FSMA or supplement a prospectus pursuant to Article 23 of the UK Prospectus Regulation.

For the purposes of this provision, the expression "an offer of Certificates to the public" in relation to any products in the United Kingdom means the communication in any form and by any means of sufficient information on the terms of the offer and the Certificates to be offered so as to enable an investor to decide to purchase or subscribe the Certificates, and the expression "**UK Prospectus Regulation**" means Regulation (EU) 2017/1129 as it forms part of domestic law by virtue of the EUWA.

## United States of America

The Certificates have not been, and will not be, registered under the Securities Act. Subject to certain exceptions, Certificates, or interests therein, may not at any time be offered, sold, resold or delivered, directly or indirectly, in the United States or to, or for the account or benefit of, any U.S. person or to others for offering, sale or resale in the United States or to any such U.S. person. Offers and sales of Certificates, or interests therein, in the United States or to U.S. persons would constitute a violation of United States securities laws unless made in compliance with registration requirements of the Securities Act or pursuant to an exemption therefrom. The Certificates will not be offered, sold or delivered within the United States or to U.S. persons. As used herein, "**United States**" means the United States of America (including the States and the District of Columbia), its territories, its possessions and other areas subject to its jurisdiction; and "**U.S. person**" means (i) any citizen or resident of the United States, including any corporation, partnership or other entity created or organised in or under the laws of the United States or of any political subdivision thereof, (ii) any estate or trust the income of which is subject to United States income taxation regardless of its source, (iii) "U.S. person" as such term is defined in (a) Regulation S under the Securities Act or (b) the Interpretive Guidance and Policy Statement Regarding Compliance with Certain Swap Regulations promulgated by the U.S. Commodity Futures Trading Commission ("**CFTC**") pursuant to the U.S. Commodity Exchange Act of 1936, as amended, or (iv) a person other than a "Non-United States Person" as defined in CFTC Rule 4.7, in each case, as such definition is amended, modified or supplemented from time to time.

## Prohibition of Sales to European Economic Area

If the applicable Supplemental Listing Document in respect of any Certificates specifies the "Prohibition of Sales to European Economic Area Retail Investors" as "Not Applicable", the Issuer has represented and agreed that it has not offered, sold or otherwise made available and will not offer, sell or otherwise make available any Certificates which are the subject of the offering contemplated by the Base Listing Document as completed by this Supplemental Listing Document to any retail investor in the European Economic Area. For the purposes of this provision:

(a) the expression "retail investor" means a person who is one (or more) of the following:

- (i) a retail client as defined in point (11) of Article 4(1) of Directive 2014/65/EU (as amended, "**MiFID II**");
- (ii) a customer within the meaning of Directive 2016/97 (as amended), where that customer would not qualify as a professional client as defined in point (10) of Article 4(1) of MiFID II; or
- (iii) not a qualified investor as defined in Regulation (EU) 2017/1129 (as amended, the "**Prospectus Regulation**"); and

(b) the expression an "offer" includes the communication in any form and by any means of sufficient information on the terms of the offer and the Certificates to be offered so as to enable an investor to decide to purchase or subscribe the Certificates.

## PUBLIC OFFER SELLING RESTRICTION UNDER THE PROSPECTUS REGULATION

If the Supplemental Listing Document specifies "Prohibition of Sales to European Economic

Area Retail Investors" as "Not Applicable", in relation to each member state of the European Economic Area (each, a "**Relevant State**"), the Issuer has represented, warranted and agreed that it has not made and will not make an offer of Certificates which are the subject of the offering contemplated by the Base Listing Document as completed by this Supplemental Listing Document to the public in that Relevant State except that it may make an offer of such Certificates to the public in that Relevant State:

(a) Approved listing document: if the Supplemental Listing Document in relation to the Certificates specifies that an offer of those Certificates may be made other than pursuant to Article 1(4) of the Prospectus Regulation in that Relevant State (a "**Non-exempt Offer**"), following the date of publication of a listing document in relation to such Certificates which has been approved by the competent authority in that Relevant State or, where appropriate, approved in another Relevant State and notified to the competent authority in that Relevant State, provided that any such listing document has subsequently been completed by the Supplemental Listing Document contemplating such Non-exempt Offer, in accordance with the Prospectus Regulation, in the period beginning and ending on the dates specified in such listing document or Supplemental Listing Document, as applicable and the Issuer has consented in writing to its use for the purpose of that Non-exempt Offer;

(b) Qualified investors: at any time to any legal entity which is a qualified investor as defined in the Prospectus Regulation;

(c) Fewer than 150 offered: at any time to fewer than 150 natural or legal persons (other than qualified investors as defined in the Prospectus Regulation), subject to obtaining the prior consent of the Issuer for any such offer; or

(d) Other exempt offers: at any time in any other circumstances falling within Article 3(2) of the Prospectus Regulation,

provided that no such offer of Certificates referred to in (b) to (d) above shall require the Issuer to publish a listing document pursuant to Article 3 of the Prospectus Regulation or supplement a listing document pursuant to Article 23 of the Prospectus Regulation.

For the purposes of this provision, the expression an "**offer of Certificates to the public**" in relation to any Certificates in any Relevant State means the communication in any form and by any means of sufficient information on the terms of the offer and the Certificates to be offered so as to enable an investor to decide to purchase or subscribe for the Certificates, as the same may be varied in that Relevant State by any measure implementing the Prospectus Regulation in that Relevant State.

## **Singapore**

This document has not been registered as a prospectus with the Monetary Authority of Singapore. Accordingly, this document and any other document or material in connection with the offer or sale, or invitation for subscription or purchase, of Certificates may not be circulated or distributed, nor may Certificates be offered or sold, or be made the subject of an invitation for subscription or purchase, whether directly or indirectly, to persons in Singapore other than pursuant to, and in accordance with the conditions of, any applicable provision of the Securities and Futures Act 2001 of Singapore.

**Hong Kong**

No person, other than a person permitted to do so under the securities laws of Hong Kong, has issued, or had in its possession for the purposes of issue, or will issue, or have in its possession for the purposes of issue any advertisement, invitation or document relating to the Certificates, whether in Hong Kong or elsewhere, which is directed at, or the contents of which are likely to be accessed or read by, the public in Hong Kong other than with respect to Certificates which are or are intended to be disposed of only to persons outside Hong Kong or only to “professional investors” within the meaning of the Securities and Futures Ordinance (Cap. 571) of the Laws of Hong Kong and any rules made thereunder.

**SUPPLEMENTAL INFORMATION RELATING TO THE ISSUER**

The information set out in Appendix II of this document relates to the recent developments in the Issuer's business.

The information set out in Appendix III of this document is an extract of the unaudited consolidated financial statements of UBS AG and its subsidiaries for the third quarter ended 30 September 2022.

For more information on the Issuer, please see <http://www.ubs.com/>.

Queries regarding the Certificates may be directed to +852 2971 6668 or [OL-HKWarrants@ubs.com](mailto:OL-HKWarrants@ubs.com).



## SUPPLEMENTAL GENERAL INFORMATION

The information set out herein is supplemental to, and should be read in conjunction with, the information set out on page 274 of the Base Listing Document.

1. Save as disclosed in the Base Listing Document and herein, there is no litigation, arbitration or administrative proceedings relating to claims or amounts which are material in the context of the issue of the Certificates to which the Issuer is a party nor, to the best of its knowledge and belief, is there any threatened litigation, arbitration or administrative proceedings relating to claims or amounts which are material in the context of the issue of the Certificates which would in either case jeopardise its ability to discharge its obligations in respect of the Certificates.
2. UBS AG, Singapore Branch at 9 Penang Road, Singapore 238459, has been authorised to accept, on behalf of the Issuer, service of process and any other notices required to be served on the Issuer. Any notices required to be served on the Issuer should be sent to UBS AG, Singapore Branch at the above address for the attention of Han-Kiat Tan, Legal & Compliance.
3. Settlement of trades done on a normal “ready basis” on the SGX-ST generally take place on the second Business Day following the transaction. Dealing in the Certificates will take place in board lots of 100 Certificates in Singapore dollars. For further details on the transfer of Certificates and their exercise, please refer to the section headed “Summary of the Issue” above.
4. It is not the current intention of the Issuer to apply for a listing of the Certificates on any stock exchange other than the SGX-ST.
5. There has been no adverse change, material in the context of the issue of the Certificates, in the financial position of the Issuer since 30 September 2022.
6. The following contracts, relating to the issue of the Certificates, have been or will be entered into by the Issuer and may be material to the issue of the Certificates:
  - (a) the Master Instrument; and
  - (b) the Master Warrant Agent Agreement.

None of the directors of the Issuer has any direct or indirect interest in any of the above contracts.
7. The Issuer has appropriate risk management capabilities to manage the issue of the Certificates.
8. Copies of the following documents may be inspected during usual business hours on any weekday (Saturdays, Sundays and holidays excepted) at the office of Allen & Gledhill LLP at One Marina Boulevard #28-00, Singapore 018989, during the period of 14 days from the date of this document:

- (a) the articles of association of the Issuer;
- (b) the latest financial reports (including the notes thereto) of the Issuer;
- (c) the Base Listing Document; and
- (d) this document.

**APPENDIX I**

**REPRODUCTION OF THE UNAUDITED CONDENSED CONSOLIDATED FINANCIAL  
STATEMENTS  
FOR THE SIX MONTHS ENDED 30 JUNE 2022 OF  
SUNNY OPTICAL TECHNOLOGY (GROUP) COMPANY LIMITED AND ITS SUBSIDIARIES**

# Condensed Consolidated Statement of Profit or Loss and Other Comprehensive Income

## 簡明綜合損益及其他全面收益表

FOR THE SIX MONTHS ENDED 30 JUNE 2022 截至二零二二年六月三十日止六個月

		For the six months ended 30 June 截至六月三十日止六個月	
		2022 二零二二年 RMB'000 人民幣千元 (unaudited) (未經審核)	2021 二零二一年 RMB'000 人民幣千元 (unaudited) (未經審核)
Revenue 收入	3A	16,971,756	19,833,436
Cost of sales 銷售成本		(13,449,358)	(14,887,037)
Gross profit 毛利		3,522,398	4,946,399
Other income 其他收益	4	408,347	258,656
Other gains and losses 其他收益及虧損	5	(55,498)	8,313
Impairment losses under expected credit loss ("ECL") model, net of reversal 按預期信貸虧損(「預期信貸虧損」)模式計算的減值虧損，扣除撥回		(7,906)	(14,492)
Selling and distribution expenses 銷售及分銷開支		(163,430)	(155,502)
Research and development expenditure 研發開支		(1,468,215)	(1,320,775)
Administrative expenses 行政開支		(437,988)	(377,226)
Share of results of associates 分佔聯營公司的業績		955	20
Finance costs 融資成本		(114,903)	(116,418)
Profit before tax 除稅前溢利		1,683,760	3,228,975
Income tax expense 所得稅開支	6	(304,917)	(522,344)
<b>Profit for the period 期內溢利</b>	8	<b>1,378,843</b>	2,706,631
<b>Other comprehensive income (expense): 其他全面收益(開支):</b>			
<i>Item that will not be reclassified to profit or loss:</i> 其後不會重新分類至損益的項目:			
Fair value gain on investments in equity instruments at fair value through other comprehensive income ("FVTOCI"), net of income tax 按公允值計入其他全面收益(「按公允值計入其他全面收益」)的權益工具投資之公允值收益，扣除所得稅		1,241	-
<i>Item that may be reclassified subsequently to profit or loss:</i> 其後可重新分類至損益的項目:			
Exchange differences arising on translation of foreign operations 換算海外業務所產生的匯兌差額		6,700	(4,675)
<b>Other comprehensive income (expense) for the period 期內其他全面收益(開支)</b>		<b>7,941</b>	(4,675)
<b>Total comprehensive income for the period 期內全面收益總額</b>		<b>1,386,784</b>	2,701,956

# Condensed Consolidated Statement of Profit or Loss and Other Comprehensive Income

## 簡明綜合損益及其他全面收益表

FOR THE SIX MONTHS ENDED 30 JUNE 2022 截至二零二二年六月三十日止六個月

	NOTE 附註	For the six months ended 30 June 截至六月三十日止六個月	
		2022 二零二二年 RMB'000 人民幣千元 (unaudited) (未經審核)	2021 二零二一年 RMB'000 人民幣千元 (unaudited) (未經審核)
Profit for the period attributable to: 應佔期內溢利：			
Owners of the Company 本公司股東		1,357,905	2,687,979
Non-controlling interests 非控股權益		20,938	18,652
		1,378,843	2,706,631
Total comprehensive income for the period attributable to: 應佔期內全面收益總額：			
Owners of the Company 本公司股東		1,368,209	2,685,332
Non-controlling interests 非控股權益		18,575	16,624
		1,386,784	2,701,956
Earnings per share – Basic (RMB cents) 每股盈利 – 基本 (人民幣分)	9	124.13	245.92
– Diluted (RMB cents) – 攤薄 (人民幣分)	9	124.03	245.54

# Condensed Consolidated Statement of Financial Position

## 簡明綜合財務狀況表

AT 30 JUNE 2022 於二零二二年六月三十日

		30 June 2022 二零二二年 六月三十日 RMB'000 人民幣千元 (unaudited) (未經審核)	31 December 2021 二零二一年 十二月三十一日 RMB'000 人民幣千元 (audited) (經審核)
	NOTES 附註		
<b>NON-CURRENT ASSETS 非流動資產</b>			
Property, plant and equipment 物業、機器及設備	11(a)	8,245,907	8,303,229
Right-of-use assets 使用權資產	11(b)	641,319	504,684
Investment properties 投資物業	11(c)	37,940	40,380
Intangible assets 無形資產	12	278,821	306,926
Interests in associates 於聯營公司的權益	13	207,596	201,641
Deferred tax assets 遞延稅項資產	14	270,023	255,651
Deposits and prepayments paid for acquisition of property, plant and equipment 就收購物業、機器及設備已支付的按金及預付款項	15	864,577	471,595
Equity instruments at FVTOCI 按公允值計入其他全面收益的權益工具	16	183,722	178,762
Financial assets at fair value through profit or loss ("FVTPL") 按公允值計入損益(「按公允值計入損益」)的金融資產	17(d)	19,518	19,518
Time deposits 定期存款	22	200,000	500,000
Goodwill 商譽		2,119	2,119
		<b>10,951,542</b>	10,784,505
<b>CURRENT ASSETS 流動資產</b>			
Inventories 存貨	19	5,311,561	5,481,858
Trade and other receivables and prepayment 貿易及其他應收款項及預付款項	20	7,605,948	7,448,385
Derivative financial assets 衍生金融資產	18	9,992	27,237
Financial assets at FVTPL 按公允值計入損益的金融資產	17(a)(b)(c)	8,286,159	8,314,143
Amount due from a related party 應收一名關連人士款項	31(c)	–	327
Time deposits 定期存款	22	500,000	–
Pledged bank deposits 已抵押銀行存款	22	7,064	18,292
Short term fixed deposits 短期定期存款	22	659,830	1,093,914
Bank balances and cash 銀行結餘及現金	22	4,972,829	5,605,179
		<b>27,353,383</b>	27,989,335

# Condensed Consolidated Statement of Financial Position

## 簡明綜合財務狀況表

AT 30 JUNE 2022 於二零二二年六月三十日

		30 June 2022 二零二二年 六月三十日 RMB'000 人民幣千元 (unaudited) (未經審核)	31 December 2021 二零二一年 十二月三十一日 RMB'000 人民幣千元 (audited) (經審核)
	NOTES 附註		
<b>CURRENT LIABILITIES 流動負債</b>			
Trade and other payables 貿易及其他應付款項	23	9,051,080	9,868,687
Amounts due to related parties 應付關連人士款項	31(c)	7,322	6,934
Derivative financial liabilities 衍生金融負債	18	40,536	40,446
Contract liabilities 合約負債	25	178,762	178,101
Tax payable 應付稅項		66,987	188,022
Bank borrowings – current portion 銀行借貸 – 即期部分	24	1,526,309	1,538,897
Lease liabilities – current portion 租賃負債 – 即期部分		65,284	46,271
Deferred income – current portion 遞延收入 – 即期部分	26	10,382	6,099
Bonds payable 應付債券	27	4,021,309	–
		14,967,971	11,873,457
<b>NET CURRENT ASSETS 流動資產淨值</b>		12,385,412	16,115,878
<b>TOTAL ASSETS LESS CURRENT LIABILITIES 總資產減流動負債</b>		23,336,954	26,900,383
<b>NON-CURRENT LIABILITIES 非流動負債</b>			
Deferred tax liabilities 遞延稅項負債	14	987,280	1,015,890
Derivative financial liabilities 衍生金融負債	18	–	5,057
Long term payables 長期應付款項	23	152,949	172,044
Bank borrowings – non-current portion 銀行借貸 – 非即期部分	24	700,000	700,000
Lease liabilities – non-current portion 租賃負債 – 非即期部分		202,494	107,999
Deferred income – non-current portion 遞延收入 – 非即期部分	26	186,591	188,504
Bonds payable 應付債券	27	–	3,815,623
		2,229,314	6,005,117
<b>NET ASSETS 資產淨值</b>		21,107,640	20,895,266
<b>CAPITAL AND RESERVES 股本及儲備</b>			
Share capital 股本	28	105,163	105,163
Reserves 儲備		20,676,708	20,482,909
Equity attributable to owners of the Company 本公司股東應佔權益		20,781,871	20,588,072
Non-controlling interests 非控股權益		325,769	307,194
<b>TOTAL EQUITY 權益總額</b>		21,107,640	20,895,266

# Condensed Consolidated Statement of Changes in Equity

## 簡明綜合權益變動表

FOR THE SIX MONTHS ENDED 30 JUNE 2022 截至二零二二年六月三十日止六個月

	Attributable to owners of the Company 本公司股東應佔											Non-controlling interests 非控股權益	Total 總計
	Share capital 股本 RMB'000 人民幣千元	Special reserve 特別儲備 RMB'000 人民幣千元	Statutory surplus reserve 法定盈餘儲備 RMB'000 人民幣千元 (Note a) (附註a)	Discretionary surplus reserve 酌情盈餘儲備 RMB'000 人民幣千元 (Note a) (附註a)	Other reserves 其他儲備 RMB'000 人民幣千元 (Note b) (附註b)	Shares held under share award scheme 根據股份獎勵計劃持有的股份 RMB'000 人民幣千元	Share award scheme reserve 股份獎勵計劃儲備 RMB'000 人民幣千元	FVTOCI reserve 按公允值計入其他全面收益列賬的儲備 RMB'000 人民幣千元 (Note c) (附註c)	Translation reserve 換算儲備 RMB'000 人民幣千元	Retained profits 保留盈利 RMB'000 人民幣千元	Sub-Total 小計 RMB'000 人民幣千元		
At 31 December 2020 and 1 January 2021 (audited) 於二零二零年十二月三十一日及 二零二一年一月一日 (經審核)	105,163	141,172	31,003	916	442,019	(257,624)	96,631	130	(38,331)	16,076,145	16,597,224	228,893	16,826,117
Profit for the period 期內溢利	-	-	-	-	-	-	-	-	-	2,687,979	2,687,979	18,652	2,706,631
Other comprehensive expense for the period 期內其他全面開支	-	-	-	-	-	-	-	-	(2,647)	-	(2,647)	(2,028)	(4,675)
Total comprehensive (expense) income for the period 期內全面(開支)收益總額	-	-	-	-	-	-	-	-	(2,647)	2,687,979	2,685,332	16,624	2,701,956
Purchase of shares under share award scheme 根據股份獎勵計劃購買股份	-	-	-	-	-	(120,491)	-	-	-	-	(120,491)	-	(120,491)
Recognition of equity-settled share-based payments 確認以權益 結算股份支付的款項	-	-	-	-	-	-	88,501	-	-	-	88,501	-	88,501
Shares vested under share award scheme 根據股份獎勵計劃歸屬的股份	-	-	-	-	-	84,185	(104,861)	-	-	20,676	-	-	-
Acquisition of additional interest of a subsidiary 收購一間附屬公司的額外權益	-	(994)	-	-	-	-	-	-	-	-	(994)	(476)	(1,470)
Dividends paid 已付股息	-	-	-	-	-	-	-	-	-	(974,003)	(974,003)	-	(974,003)
Dividends paid to non-controlling interests ("NCI") 向非控股權益(「非控股權益」)支付的股息	-	-	-	-	-	-	-	-	-	-	-	(643)	(643)
Dividends received under share award scheme 根據股份獎勵計劃收取的股息	-	-	-	-	-	-	-	-	-	2,262	2,262	-	2,262
Capital contribution from NCI 非控股權益的注資	-	-	-	-	-	-	-	-	-	-	-	499	499
Appropriations 轉撥	-	-	-	-	6,113	-	-	-	-	(6,113)	-	-	-
At 30 June 2021 (unaudited) 於二零二一年六月三十日 (未經審核)	105,163	140,178	31,003	916	448,132	(293,930)	80,271	130	(40,978)	17,806,946	18,277,831	244,897	18,522,728
At 31 December 2021 and 1 January 2022 (audited) 於二零二一年十二月三十一日及 二零二二年一月一日 (經審核)	105,163	140,178	31,003	916	448,132	(324,499)	119,484	2,938	(41,658)	20,106,415	20,588,072	307,194	20,895,266
Profit for the period 期內溢利	-	-	-	-	-	-	-	-	-	1,357,905	1,357,905	20,938	1,378,843
Other comprehensive income (expense) for the period 期內其他全面收益(開支)	-	-	-	-	-	-	-	1,241	9,063	-	10,304	(2,363)	7,941
Total comprehensive income for the period 期內全面收益總額	-	-	-	-	-	-	-	1,241	9,063	1,357,905	1,368,209	18,575	1,386,784
Purchase of shares under share award scheme 根據股份獎勵計劃購買股份	-	-	-	-	-	(244,301)	-	-	-	-	(244,301)	-	(244,301)
Recognition of equity-settled share-based payments 確認以權益 結算股份支付的款項	-	-	-	-	-	-	113,596	-	-	-	113,596	-	113,596
Shares vested under share award scheme 根據股份獎勵計劃歸屬的股份	-	-	-	-	-	114,734	(129,249)	-	-	14,515	-	-	-
Dividends paid 已付股息	-	-	-	-	-	-	-	-	-	(1,047,715)	(1,047,715)	-	(1,047,715)
Dividends received under share award scheme 根據股份獎勵計劃收取的股息	-	-	-	-	-	-	-	-	-	4,010	4,010	-	4,010
Recognition of general risk reserve 確認一般風險儲備	-	-	-	-	24	-	-	-	-	(24)	-	-	-
Appropriations 轉撥	-	-	-	-	11,188	-	-	-	-	(11,188)	-	-	-
At 30 June 2022 (unaudited) 於二零二二年六月三十日 (未經審核)	105,163	140,178	31,003	916	459,344	(454,066)	103,831	4,179	(32,595)	20,423,918	20,781,871	325,769	21,107,640



# Condensed Consolidated Statement of Changes in Equity

## 簡明綜合權益變動表

FOR THE SIX MONTHS ENDED 30 JUNE 2022 截至二零二二年六月三十日止六個月

Note a: The statutory surplus reserve and discretionary surplus reserve are non-distributable and the transfer to these reserves is determined by the Board of Directors of subsidiaries established in the People's Republic of China (the "PRC") in accordance with the Articles of Association of the subsidiaries. Statutory surplus reserve can be used to make up for previous year's losses or convert into additional capital of the PRC subsidiaries of the Company. Discretionary surplus reserve can be used to expand the existing operations of the Company's PRC subsidiaries.

附註a：法定盈餘儲備及酌情盈餘儲備均不可用作分派，而轉撥至該等儲備的款項須由於中華人民共和國（「中國」）成立的附屬公司的董事會根據附屬公司的章程細則釐定。法定盈餘儲備可用於彌償上年度虧損或轉撥為本公司中國附屬公司的額外資本。酌情盈餘儲備可用於擴大大公司中國附屬公司的現有業務。

Note b: Other reserves represent enterprise expansion fund and reserve fund. These reserves are non-distributable and the transfer to these reserves are determined by the Board of Directors of PRC subsidiaries in accordance with the Articles of Association. Other reserves can be used to make up for previous year's losses or convert into additional capital of the Company's PRC subsidiaries.

附註b：其他儲備指企業擴展基金及儲備金。該等儲備不可用作分派，而轉撥至該等儲備的款項須由中國附屬公司的董事會根據章程細則釐定。其他儲備可用於彌償上年度虧損或轉撥為本公司中國附屬公司的額外資本。

Note c: The Group irrevocably elected to designate certain investments in equity instruments as at fair value through other comprehensive income and the FVTOCI reserve is related to the gains or losses arising from the changes in fair value of the designated equity investments recognised in other comprehensive income.

附註c：本集團不可撤銷地選擇指定按公允值計入其他全面收益的權益工具的若干投資，而按公允值計入其他全面收益的儲備與於其他全面收益內確認的指定股權投資的公允值變動所產生的收益或虧損有關。

# Condensed Consolidated Statement of Cash Flows

## 簡明綜合現金流量表

FOR THE SIX MONTHS ENDED 30 JUNE 2022 截至二零二二年六月三十日止六個月

	For the six months ended 30 June 截至六月三十日止六個月	
	2022 二零二二年 RMB'000 人民幣千元 (unaudited) (未經審核)	2021 二零二一年 RMB'000 人民幣千元 (unaudited) (未經審核)
<b>OPERATING ACTIVITIES 經營活動</b>		
Profit before tax 除稅前溢利	<b>1,683,760</b>	3,228,975
Adjustments for: 調整：		
Share of results of associates 分佔聯營公司的業績	<b>(955)</b>	(20)
Depreciation of property, plant and equipment 物業、機器及設備折舊	<b>876,474</b>	820,331
Depreciation of right-of-use assets 使用權資產折舊	<b>33,962</b>	29,179
Depreciation of investment properties 投資物業折舊	<b>2,440</b>	2,195
Amortisation of intangible assets 無形資產攤銷	<b>28,105</b>	28,106
(Reversal of) allowance for inventories 存貨(撥回)撥備	<b>(47,952)</b>	107,721
Impairment losses under ECL model, net of reversal 按預期信貸虧損模式計量的減值虧損，扣除撥回	<b>7,906</b>	14,492
Loss (gain) on changes in fair value of derivative financial instruments, net 衍生金融工具公允價值變動的虧損(收益)，淨額	<b>12,278</b>	(85,744)
Changes in fair value of debt instruments, equity investments and fund investments at FVTPL 按公允價值計入損益的債務工具、股權投資及基金投資公允價值變動	<b>28,703</b>	1,362
(Gain) loss on disposal of property, plant and equipment 出售物業、機器及設備(收益)虧損	<b>(7,417)</b>	48,893
Gain on disposal of a subsidiary 出售一間附屬公司的收益	<b>(55,200)</b>	–
Expense recognised in respect of share award scheme 就股份獎勵計劃而確認的支出	<b>113,596</b>	88,501
Interest income from time deposits, short term fixed deposits, pledged bank deposits and bank balances 定期存款、短期定期存款、已抵押銀行存款及銀行結餘的利息收入	<b>(69,117)</b>	(41,295)
Interest income from debt instruments 債務工具利息收入	<b>(818)</b>	(3,003)
Investment income from unlisted financial products at FVTPL 來自按公允價值計入損益的非上市金融產品的投資收入	<b>(144,393)</b>	(128,757)
Finance costs 融資成本	<b>114,903</b>	116,418
Net foreign exchange loss (gain) 外匯虧損(收益)淨額	<b>151,242</b>	(51,115)
Loss on lease termination 終止租賃的虧損	<b>–</b>	617

# Condensed Consolidated Statement of Cash Flows

## 簡明綜合現金流量表

FOR THE SIX MONTHS ENDED 30 JUNE 2022 截至二零二二年六月三十日止六個月

	For the six months ended 30 June 截至六月三十日止六個月	
	2022 二零二二年 RMB'000 人民幣千元 (unaudited) (未經審核)	2021 二零二一年 RMB'000 人民幣千元 (unaudited) (未經審核)
Operating cash flows before movements in working capital 營運資金變動前的經營現金流量	2,727,517	4,176,856
Decrease (increase) in inventories 存貨減少 (增加)	189,113	(464,911)
Increase in trade and other receivables and prepayment 貿易及其他應收款項及預付款項增加	(292,159)	(219,803)
Decrease in amount due from a related party 應收一名關連人士款項減少	327	–
Increase in amounts due to related parties 應付關連人士款項增加	388	1,327
Decrease in trade and other payables 貿易及其他應付款項減少	(808,096)	(582,452)
Increase (decrease) in contract liabilities 合約負債增加 (減少)	24,223	(41,684)
Increase in deferred income 遞延收入增加	9,932	84,618
Cash generated from operations 營運所得現金	1,851,245	2,953,951
Income taxes paid 已付所得稅款項	(280,181)	(558,060)
<b>NET CASH FROM OPERATING ACTIVITIES 經營活動所得現金淨額</b>	<b>1,571,064</b>	<b>2,395,891</b>
<b>INVESTING ACTIVITIES 投資活動</b>		
Placement of pledged bank deposits 存放已抵押銀行存款	(2,937)	(3,577)
Release of pledged bank deposits 解除已抵押銀行存款	13,522	2,303
Placement of short term fixed deposits 存放短期定期存款	(995,400)	(1,156,123)
Release of short term fixed deposits 解除短期定期存款	1,466,411	277,846
Placement of time deposits 存放定期存款	(200,000)	–
Purchase of unlisted financial products 購買非上市金融產品	(7,751,540)	(26,810,530)
Redemption of unlisted financial products 贖回非上市金融產品	7,572,280	26,875,105
Interests and investment income received 已收利息及投資收入	205,661	151,818
Purchase of property, plant and equipment 收購物業、機器及設備	(753,492)	(810,632)
Proceeds from disposal of property, plant and equipment 出售物業、機器及設備所得款項	23,655	9,332
Acquisition of land use right 收購土地使用權	(25,771)	–
Deposits and prepayments paid for acquisition of property, plant and equipment 就收購物業、機器及設備已支付的按金及預付款項	(585,025)	(225,572)
Deposits and prepayments paid for acquisition of land use right 就收購土地使用權已 支付的按金及預付款項	–	(25,120)
Purchase of equity instruments at FVTOCI 收購按公允值計入其他全面收益的權益工具	(3,500)	(38,848)
Purchase of equity investments at FVTPL 收購按公允值計入損益的股權投資	–	(20)
Investment in an associate 於一間聯營公司的投資	(5,000)	(46,040)
Proceed from disposal of equity investments at FVTPL 出售按公允值計入損益的股權投資所得款項	–	31,062
Proceed from disposal of debt instruments at FVTPL 出售按公允值計入損益的債務工具所得款項	33,346	–
Proceed from disposal of fund investments at FVTPL 收購按公允值計入損益的基金投資所得款項	254,580	–
Proceeds on disposal of a subsidiary 出售一間附屬公司所得款項	29,622	–
<b>NET CASH USED IN INVESTING ACTIVITIES 投資活動所用現金淨額</b>	<b>(723,588)</b>	<b>(1,768,996)</b>

# Condensed Consolidated Statement of Cash Flows

## 簡明綜合現金流量表

FOR THE SIX MONTHS ENDED 30 JUNE 2022 截至二零二二年六月三十日止六個月

	For the six months ended 30 June 截至六月三十日止六個月	
	2022 二零二二年 RMB'000 人民幣千元 (unaudited) (未經審核)	2021 二零二一年 RMB'000 人民幣千元 (unaudited) (未經審核)
<b>FINANCING ACTIVITIES 融資活動</b>		
Interest paid 已付利息	(102,651)	(113,512)
Dividends paid 已付股息	(1,043,705)	(972,384)
New bank borrowings raised 新增銀行借貸	5,393,483	2,043,238
Repayment of bank borrowings 償還銀行借貸	(5,478,417)	(1,944,959)
Purchase of shares under share award scheme 根據股份獎勵計劃購買股份	(244,301)	(120,491)
Repayment of lease liabilities 償還租賃負債	(34,927)	(23,950)
Acquisition of additional interest of a subsidiary from NCI 向非控股權益收購一間附屬公司的額外權益	—	(1,470)
Capital contributed from NCI 非控股權益的注資	—	499
<b>NET CASH USED IN FINANCING ACTIVITIES 融資活動所用現金淨額</b>	<b>(1,510,518)</b>	<b>(1,133,029)</b>
<b>NET DECREASE IN CASH AND CASH EQUIVALENTS</b>		
現金及現金等值項目減少淨額	(663,042)	(506,134)
<b>CASH AND CASH EQUIVALENTS AT 1 JANUARY</b>		
於一月一日的現金及現金等值項目	5,605,179	2,841,771
<b>Effect of foreign exchange rate changes 匯率變動的影響</b>	<b>30,692</b>	<b>(818)</b>
<b>CASH AND CASH EQUIVALENTS AT 30 JUNE</b>		
於六月三十日的現金及現金等值項目 represented by bank balances and cash 以銀行結餘及現金呈列	<b>4,972,829</b>	2,334,819

# Notes to the Condensed Consolidated Financial Statements

## 簡明綜合財務報表附註

FOR THE SIX MONTHS ENDED 30 JUNE 2022 截至二零二二年六月三十日止六個月

### 1. GENERAL INFORMATION AND BASIS OF PRESENTATION

The Company was incorporated in the Cayman Islands on 21 September 2006 as an exempted company under the Companies Act Chapter 22 (Law 3 of 1961 as consolidated and revised, formerly known as Companies Law) of the Cayman Islands and its shares have been listed on The Stock Exchange of Hong Kong Limited with effect from 15 June 2007.

The condensed consolidated financial statements have been prepared in accordance with Hong Kong Accounting Standard 34 (“**HKAS 34**”) *Interim Financial Reporting* issued by the Hong Kong Institute of Certified Public Accountants (the “**HKICPA**”) as well as the applicable disclosure requirements of Appendix 16 to the Rules Governing the Listing of Securities on The Stock Exchange of Hong Kong Limited (the “**Listing Rules**”).

The condensed consolidated financial statements are presented in Renminbi (“**RMB**”), which is also the functional currency of the Company.

### 1. 基本資料及編製基準

本公司於二零零六年九月二十一日在開曼群島根據開曼群島公司法第二十二章（一九六一年第三號法例，經綜合及修訂，前稱公司法）註冊成立為獲豁免公司，其股份自二零零七年六月十五日起在香港聯合交易所有限公司上市。

本簡明綜合財務報表乃根據香港會計師公會（「**香港會計師公會**」）頒佈的香港會計準則第34號（「**香港會計準則第34號**」）*中期財務報告*及香港聯合交易所有限公司證券上市規則（「**上市規則**」）附錄16的適用披露規定而編製。

本簡明綜合財務報表以人民幣（「**人民幣**」）呈列，人民幣亦為本公司的功能貨幣。

# Notes to the Condensed Consolidated Financial Statements

## 簡明綜合財務報表附註

FOR THE SIX MONTHS ENDED 30 JUNE 2022 截至二零二二年六月三十日止六個月

## 2. PRINCIPAL ACCOUNTING POLICIES

The condensed consolidated financial statements have been prepared on the historical cost basis except for certain financial instruments, which are measured at fair values.

Other than additional accounting policies resulting from application of amendments to Hong Kong Financial Reporting Standards (“HKFRSs”), the accounting policies and methods of computation used in the condensed consolidated financial statements for the six months ended 30 June 2022 are the same as those presented in the Group’s annual financial statements for the year ended 31 December 2021.

### Application of amendments to HKFRSs

In the current interim period, the Group has applied the following amendments to HKFRSs issued by the HKICPA, for the first time, which are mandatorily effective for the Group’s annual period beginning on 1 January 2022 for the preparation of the Group’s condensed consolidated financial statements:

Amendments to HKFRS 3	Reference to the Conceptual Framework
Amendment to HKFRS 16	Covid-19-Related Rent Concessions beyond 30 June 2021
Amendments to HKAS 16	Property, Plant and Equipment – Proceeds before Intended Use
Amendments to HKAS 37	Onerous Contracts – Cost of Fulfilling a Contract
Amendments to HKFRSs	Annual Improvements to HKFRSs 2018-2020

The application of the amendments to HKFRSs in the current interim period has had no material impact on the Group’s financial positions and performance for the current and prior periods and/or on the disclosures set out in these condensed consolidated financial statements.

## 2. 主要會計政策

本簡明綜合財務報表乃按歷史成本基準編製，惟按公允值計量的若干金融工具除外。

除因應用經修訂香港財務報告準則（「香港財務報告準則」）而新增的會計政策外，截至二零二二年六月三十日止六個月的簡明綜合財務報表採用的會計政策及計算方法與本集團截至二零二一年十二月三十一日止年度的年度財務報表所呈列者一致。

### 應用經修訂香港財務報告準則

於本中期期間，本集團已首次應用下列由香港會計師公會頒佈的經修訂香港財務報告準則，其於二零二二年一月一日開始的年度期間強制生效，以編製本集團的簡明綜合財務報表：

香港財務報告準則第3號（修訂本）	概念框架之提述
香港財務報告準則第16號（修訂本）	二零二一年六月三十日之後冠狀病毒病相關之租金寬減
香港會計準則第16號（修訂本）	物業、機器及設備——達到預定使用狀態前之價款
香港會計準則第37號（修訂本）	虧損性合約——履行合約之成本
香港財務報告準則（修訂本）	香港財務報告準則二零一八年至二零二零年之年度改進

於本中期期間應用經修訂香港財務報告準則對本集團於本期間及過往期間的財務狀況及表現及／或該等簡明綜合財務報表所載披露並無重大影響。

# Notes to the Condensed Consolidated Financial Statements

## 簡明綜合財務報表附註

FOR THE SIX MONTHS ENDED 30 JUNE 2022 截至二零二二年六月三十日止六個月

### 3A. REVENUE FROM CONTRACTS WITH CUSTOMERS

### 3A. 客戶合約收入

Disaggregation of revenue from contracts with customers

客戶合約收入的細分

	For the six months ended 30 June 截至六月三十日止六個月	
	2022 二零二二年 RMB'000 人民幣千元 (unaudited) (未經審核)	2021 二零二一年 RMB'000 人民幣千元 (unaudited) (未經審核)
<b>Sales of optical and optical-related products 光學及光學相關產品銷售</b>		
Handset related products 手機相關產品	12,755,600	15,852,409
Vehicle related products 車載相關產品	1,724,815	1,613,885
Augmented reality/virtual reality related products 增強現實／虛擬現實相關產品	659,967	597,033
Digital camera related products 數碼相機相關產品	401,706	468,268
Other lens sets 其他鏡頭	239,982	213,643
Other spherical lens and plane products 其他球面鏡片及平面產品	196,513	90,060
Optical instruments 光學儀器	158,762	122,215
Other products 其他產品	834,411	875,923
<b>Total 總額</b>	<b>16,971,756</b>	<b>19,833,436</b>

	For the six months ended 30 June 截至六月三十日止六個月	
	2022 二零二二年 RMB'000 人民幣千元 (unaudited) (未經審核)	2021 二零二一年 RMB'000 人民幣千元 (unaudited) (未經審核)
<b>Geographical markets 地區市場</b>		
China 中國	11,500,039	15,702,317
Asia (except China) 亞洲(中國除外)	4,324,765	3,061,860
Europe 歐洲	601,077	602,391
North America 北美洲	426,236	442,945
Others 其他	119,639	23,923
<b>Total 總額</b>	<b>16,971,756</b>	<b>19,833,436</b>
<b>Timing of revenue recognition 確認收入的時間</b>		
A point in time 時點確認	16,971,756	19,833,436



# Notes to the Condensed Consolidated Financial Statements

## 簡明綜合財務報表附註

FOR THE SIX MONTHS ENDED 30 JUNE 2022 截至二零二二年六月三十日止六個月

### 3B.SEGMENT INFORMATION

Information reported to the Board of Directors, being the chief operating decision maker, for the purpose of resource allocation and assessment of segment performance, focuses on types of goods delivered because the management has chosen to organise the Group among different major products. No operating segments identified by chief operating decision maker have been aggregated in arriving at the reportable segments of the Group.

Specifically, the Group's operating segments under HKFRS 8 *Operating Segments* are as follows:

1. Optical Components;
2. Optoelectronic Products; and
3. Optical Instruments.

The following is an analysis of the Group's revenue and results by operating and reportable segments:

For the six months ended 30 June 2022

	Optical Components 光學零件 RMB'000 人民幣千元 (unaudited) (未經審核)	Optoelectronic Products 光電產品 RMB'000 人民幣千元 (unaudited) (未經審核)	Optical Instruments 光學儀器 RMB'000 人民幣千元 (unaudited) (未經審核)	Segments' total 分部總額 RMB'000 人民幣千元 (unaudited) (未經審核)	Eliminations 抵銷 RMB'000 人民幣千元 (unaudited) (未經審核)	Total 總額 RMB'000 人民幣千元 (unaudited) (未經審核)
<b>Revenue 收入</b>						
External sales 外部銷售	4,399,044	12,370,867	201,845	16,971,756	-	16,971,756
Inter-segment sales 分部間銷售	1,162,632	1,515	46,065	1,210,212	(1,210,212)	-
Total 總額	5,561,676	12,372,382	247,910	18,181,968	(1,210,212)	16,971,756
Segment profit 分部溢利	1,160,152	684,405	63,746	1,908,303	-	1,908,303
Share of results of associates 分佔聯營公司的業績						955
Unallocated other income, other gains and losses 未分配其他收益、其他收益及虧損						(98,983)
Unallocated administrative expenses and finance costs 未分配行政開支和融資成本						(126,515)
Profit before tax 除稅前溢利						1,683,760

### 3B.分部資料

就資源分配及分部表現評估向董事會（即主要營運決策者）所呈報的資料，側重於交付的產品之類型，理由是管理層已選擇按不同主要產品組織本集團。於達致本集團的可報告分部時，主要營運決策者所得到的營運分部概無經合計。

具體而言，根據香港財務報告準則第8號營運分部，本集團的營運分部如下：

1. 光學零件；
2. 光電產品；及
3. 光學儀器。

本集團按營運及可報告分部劃分的收入及業績分析如下：

截至二零二二年六月三十日止六個月



# Notes to the Condensed Consolidated Financial Statements

## 簡明綜合財務報表附註

FOR THE SIX MONTHS ENDED 30 JUNE 2022 截至二零二二年六月三十日止六個月

### 3B.SEGMENT INFORMATION (Continued)

### 3B. 分部資料 (續)

For the six months ended 30 June 2021

截至二零二一年六月三十日止六個月

	Optical Components 光學零件 RMB'000 人民幣千元 (unaudited) (未經審核)	Optoelectronic Products 光電產品 RMB'000 人民幣千元 (unaudited) (未經審核)	Optical Instruments 光學儀器 RMB'000 人民幣千元 (unaudited) (未經審核)	Segments' total 分部總額 RMB'000 人民幣千元 (unaudited) (未經審核)	Eliminations 抵銷 RMB'000 人民幣千元 (unaudited) (未經審核)	Total 總額 RMB'000 人民幣千元 (unaudited) (未經審核)
<b>Revenue 收入</b>						
External sales 外部銷售	4,343,858	15,307,843	181,735	19,833,436	–	19,833,436
Inter-segment sales 分部間銷售	1,705,666	8,431	22,082	1,736,179	(1,736,179)	–
<b>Total 總額</b>	<b>6,049,524</b>	<b>15,316,274</b>	<b>203,817</b>	<b>21,569,615</b>	<b>(1,736,179)</b>	<b>19,833,436</b>
Segment profit 分部溢利	1,627,695	1,665,208	24,370	3,317,273	–	3,317,273
Share of results of associates 分佔聯營公司的業績						20
Unallocated other income, other gains and losses 未分配其他收益、其他收益及虧損						40,588
Unallocated administrative expenses and finance costs 未分配行政開支和融資成本						(128,906)
Profit before tax 除稅前溢利						3,228,975

As at 30 June 2022

於二零二二年六月三十日

	Optical Components 光學零件 RMB'000 人民幣千元 (unaudited) (未經審核)	Optoelectronic Products 光電產品 RMB'000 人民幣千元 (unaudited) (未經審核)	Optical Instruments 光學儀器 RMB'000 人民幣千元 (unaudited) (未經審核)	Total 總額 RMB'000 人民幣千元 (unaudited) (未經審核)
<b>Assets 資產</b>				
Trade receivables 貿易應收款項	1,798,804	4,309,760	69,322	6,177,886
Bill receivables 應收票據	472,677	233,162	15,147	720,986
Inventories 存貨	1,993,324	3,231,066	87,171	5,311,561
<b>Total segment assets 分部資產總值</b>	<b>4,264,805</b>	<b>7,773,988</b>	<b>171,640</b>	<b>12,210,433</b>
Unallocated assets 未分配資產				26,094,492
<b>Consolidated assets 總資產</b>				<b>38,304,925</b>
<b>Liabilities 負債</b>				
Trade payables 貿易應付款項	2,047,339	3,071,975	105,605	5,224,919
Note payables 應付票據	357,917	979,541	25,176	1,362,634
<b>Total segment liabilities 分部負債總額</b>	<b>2,405,256</b>	<b>4,051,516</b>	<b>130,781</b>	<b>6,587,553</b>
Unallocated liabilities 未分配負債				10,609,732
<b>Consolidated liabilities 總負債</b>				<b>17,197,285</b>

# Notes to the Condensed Consolidated Financial Statements

## 簡明綜合財務報表附註

FOR THE SIX MONTHS ENDED 30 JUNE 2022 截至二零二二年六月三十日止六個月

### 3B.SEGMENT INFORMATION (Continued)

### 3B.分部資料(續)

As at 31 December 2021

於二零二一年十二月三十一日

	Optical Components 光學零件 RMB'000 人民幣千元 (audited) (經審核)	Optoelectronic Products 光電產品 RMB'000 人民幣千元 (audited) (經審核)	Optical Instruments 光學儀器 RMB'000 人民幣千元 (audited) (經審核)	Total 總額 RMB'000 人民幣千元 (audited) (經審核)
<b>Assets 資產</b>				
Trade receivables 貿易應收款項	1,878,514	3,690,969	65,169	5,634,652
Bill receivables 應收票據	616,115	387,528	5,993	1,009,636
Inventories 存貨	1,854,941	3,532,694	94,223	5,481,858
Total segment assets 分部資產總值	4,349,570	7,611,191	165,385	12,126,146
Unallocated assets 未分配資產				26,647,694
Consolidated assets 總資產				38,773,840
<b>Liabilities 負債</b>				
Trade payables 貿易應付款項	2,085,218	3,741,727	104,278	5,931,223
Note payables 應付票據	530,292	1,267,054	23,938	1,821,284
Total segment liabilities 分部負債總額	2,615,510	5,008,781	128,216	7,752,507
Unallocated liabilities 未分配負債				10,126,067
Consolidated liabilities 總負債				17,878,574

Segment profit represents the profit earned by each segment without allocation of gains and losses, income and expenses of unallocated subsidiaries and central administration costs including Directors' emoluments, share of results of associates and finance costs. There were asymmetrical allocations to operating segments because the Group allocates interest income, government grants, depreciation and amortisation and gain or loss on disposal of property, plant and equipment to each segment without allocating the related bank balances, deferred income, property, plant and equipment and intangible assets to those segments. This is the measure reported to the Board of Directors for the purposes of resource allocation and performance assessment.

分部溢利指由各分部所賺取的溢利，但並無攤分未分配附屬公司的損益、收入及開支和中央行政成本(包括董事薪金、分佔聯營公司的業績及融資成本)。營運分部間存在不對稱分配，這是由於本集團在分配利息收入、政府補助金、折舊及攤銷和出售物業、機器及設備的收益或虧損至各分部時，並未向各分部分配相關銀行結餘、遞延收入、物業、機器及設備和無形資產。此乃向董事會報告時用作資源分配及表現評估的基準。

# Notes to the Condensed Consolidated Financial Statements

## 簡明綜合財務報表附註

FOR THE SIX MONTHS ENDED 30 JUNE 2022 截至二零二二年六月三十日止六個月

### 3B. SEGMENT INFORMATION (Continued)

Inter-segment sales are charged at prevailing market rates.

For the purposes of monitoring segment performances and allocating resources between segments:

- Trade receivables, bill receivables and inventories are allocated to the respective operating segments. All other assets are unallocated assets, which are not regularly reported to the Board of Directors.
- Trade payables and note payables are allocated to the respective operating segments. All other liabilities are unallocated liabilities, which are not regularly reported to the Board of Directors.

### 3B. 分部資料 (續)

分部間銷售按現行市價入賬。

就監察分部表現及在分部間分配資源而言：

- 貿易應收款項、應收票據及存貨均分配至相應的營運分部。所有其他資產均指不定期向董事會報告的未分配資產。
- 貿易應付款項及應付票據均分配至相應的營運分部。所有其他負債均指不定期向董事會報告的未分配負債。

### 4. OTHER INCOME

### 4. 其他收益

	For the six months ended 30 June 截至六月三十日止六個月	
	2022 二零二二年 RMB'000 人民幣千元 (unaudited) (未經審核)	2021 二零二一年 RMB'000 人民幣千元 (unaudited) (未經審核)
Government grants (Note 26) 政府補助金 (附註26)	142,525	48,126
Interest income from time deposits and short term fixed deposits, pledged bank deposits and bank balances 定期存款、短期定期存款、已抵押銀行存款及銀行結餘利息收益	69,117	41,295
Investment income from unlisted financial products at FVTPL 按公允值計入損益的非上市金融產品的投資收益	144,393	128,757
Interest income from debt instruments 債務工具利息收益	818	3,003
Interest income from small loan services 小額貸款服務利息收益	3,387	3,657
Income from sales of moulds 銷售模具收益	10,538	7,761
Income from sales of scrap materials 銷售廢料收益	29,096	15,274
Others 其他	8,473	10,783
	408,347	258,656

# Notes to the Condensed Consolidated Financial Statements

## 簡明綜合財務報表附註

FOR THE SIX MONTHS ENDED 30 JUNE 2022 截至二零二二年六月三十日止六個月

### 5. OTHER GAINS AND LOSSES

### 5. 其他收益及虧損

	For the six months ended 30 June 截至六月三十日止六個月	
	2022 二零二二年 RMB'000 人民幣千元 (unaudited) (未經審核)	2021 二零二一年 RMB'000 人民幣千元 (unaudited) (未經審核)
Net foreign exchange loss 外匯虧損淨額	(77,134)	(26,559)
Gain (loss) on disposal of property, plant and equipment 出售物業、機器及設備的收益(虧損)	7,417	(48,893)
(Loss) gain on changes in fair value of derivative financial instruments, net 衍生金融工具公允值變動產生的(虧損)收益淨額	(12,278)	85,744
Loss on changes in fair value of debt instruments, equity investments and fund investments at FVTPL 按公允值計入損益的債務工具、股權投資及基金投資公允值變動產生的虧損	(28,703)	(1,362)
Gain on disposal of a subsidiary (Note 7) 出售一間附屬公司的收益(附註7)	55,200	—
Others 其他	—	(617)
	(55,498)	8,313

### 6. INCOME TAX EXPENSE

### 6. 所得稅開支

	For the six months ended 30 June 截至六月三十日止六個月	
	2022 二零二二年 RMB'000 人民幣千元 (unaudited) (未經審核)	2021 二零二一年 RMB'000 人民幣千元 (unaudited) (未經審核)
Current tax: 即期稅項：		
– The PRC Enterprise Income Tax 中國企業所得稅	289,257	431,101
– Withholding tax expense 預繳稅開支	57,521	38,750
– Other jurisdiction 其他管轄區	5,053	14,583
	351,831	484,434
Deferred tax (Note 14): 遞延稅項(附註14)：		
– Current period 本期間	(46,914)	37,910
	304,917	522,344

# Notes to the Condensed Consolidated Financial Statements

## 簡明綜合財務報表附註

FOR THE SIX MONTHS ENDED 30 JUNE 2022 截至二零二二年六月三十日止六個月

### 7. DISPOSAL OF A SUBSIDIARY

In April 2022, the Group entered into an agreement with an independent third party to dispose all of its 100% equity interests in Ningbo Sunny Intelligent Technology Co., Ltd. with net liabilities of approximately RMB22,200,000. The consideration was RMB33,000,000 and disposal gains of RMB55,200,000 was recognised in profit or loss of the current interim period.

### 7. 出售一間附屬公司

二零二二年四月，本集團與獨立第三方簽訂協議，全額出售其持有的寧波舜宇智能科技有限公司100%的股權，負債淨額約為人民幣22,200,000元。代價為人民幣33,000,000元，出售所得收益為人民幣55,200,000元，於本中期期間在損益內確認。

### 8. PROFIT FOR THE PERIOD

### 8. 期內溢利

	For the six months ended 30 June 截至六月三十日止六個月	
	2022 二零二二年 RMB'000 人民幣千元 (unaudited) (未經審核)	2021 二零二一年 RMB'000 人民幣千元 (unaudited) (未經審核)
Profit for the period has been arrived at after charging (crediting) the following items: 期內溢利已扣除(計入)下列各項：		
Depreciation of property, plant and equipment 物業、機器及設備折舊	876,474	820,331
Depreciation of investment properties 投資物業折舊	2,440	2,195
Depreciation of right-of-use assets 使用權資產折舊	33,962	29,179
Amortisation of intangible assets 無形資產攤銷	28,105	28,106
(Reversal of) allowance for inventories (撥回)存貨撥備	(47,952)	107,721

# Notes to the Condensed Consolidated Financial Statements

## 簡明綜合財務報表附註

FOR THE SIX MONTHS ENDED 30 JUNE 2022 截至二零二二年六月三十日止六個月

### 9. EARNINGS PER SHARE

The calculation of basic and diluted earnings per share attributable to the owners of the Company is based on the following data:

### 9. 每股盈利

本公司股東應佔每股基本及攤薄盈利乃根據以下數據計算：

	For the six months ended 30 June 截至六月三十日止六個月	
	2022 二零二二年 RMB'000 人民幣千元 (unaudited) (未經審核)	2021 二零二一年 RMB'000 人民幣千元 (unaudited) (未經審核)
<b>Earnings 盈利</b>		
Earnings for the purposes of basic and diluted earnings per share 計算每股基本及攤薄盈利的盈利	<b>1,357,905</b>	2,687,979
	<b>'000 千股</b>	<b>'000 千股</b>
<b>Number of shares 股份數目</b>		
Weighted average number of ordinary shares for the purpose of basic earnings per share (Note) 計算每股基本盈利的普通股加權平均數 (附註)	<b>1,093,966</b>	1,093,017
Effect of dilutive potential ordinary shares – restricted shares 潛在攤薄普通股的影響 – 限制性股份	<b>872</b>	1,686
Weighted average number of ordinary shares for the purpose of diluted earnings per share 計算每股攤薄盈利的普通股加權平均數	<b>1,094,838</b>	1,094,703

Note: The weighted average number of ordinary shares has been calculated taking into account the shares held by the Group under share award scheme.

附註：普通股加權平均數的計算已考慮股份獎勵計劃下本集團持有的股份。

# Notes to the Condensed Consolidated Financial Statements

## 簡明綜合財務報表附註

FOR THE SIX MONTHS ENDED 30 JUNE 2022 截至二零二二年六月三十日止六個月

### 10.DIVIDENDS

### 10.股息

	For the six months ended 30 June 截至六月三十日止六個月	
	2022 二零二二年 RMB'000 人民幣千元 (unaudited) (未經審核)	2021 二零二一年 RMB'000 人民幣千元 (unaudited) (未經審核)
Dividends recognised as distribution during the period: 期內確認為分派的股息：		
Final dividend paid in 2022 for 2021 of Hong Kong Dollar ("HK\$" or "HKD")		
111.80 cents per share, approximately RMB95.52 cents per share (2021:		
HK\$105.70 cents per share for 2020, approximately RMB88.80 cents per		
share)		
二零二二年已付二零二一年末期股息每股111.80港仙(「港仙」)，約為每股人民幣		
95.52分(二零二一年：二零二零年末期股息每股105.70港仙，約為每股人民幣		
88.80分)	1,047,715	974,003

The Directors of the Company do not recommend the payment of an interim dividend for the six months ended 30 June 2022 (corresponding period of 2021: nil).

本公司董事建議不派發截至二零二二年六月三十日止六個月的中期股息(二零二一年同期：無)。

### 11.MOVEMENTS IN PROPERTY, PLANT AND EQUIPMENT, RIGHT-OF-USE ASSETS AND INVESTMENT PROPERTIES

### 11.物業、機器及設備、使用權資產及投資物業的變動

#### (a) Property, plant and equipment

#### (a) 物業、機器及設備

During the current interim period, the Group acquired manufacturing equipment and incurred construction costs for manufacturing plants of approximately RMB827,255,000 (corresponding period of 2021: RMB1,162,207,000) in order to upgrade its manufacturing capabilities and capacity expansion.

於本中期期間，為提升生產能力及擴張產能，本集團購買生產設備及產生生產機器建設成本約為人民幣827,255,000元(二零二一年同期：人民幣1,162,207,000元)。

In addition, the Group disposed certain of its plants and equipment with a carrying amount of approximately RMB16,238,000 (corresponding period of 2021: RMB58,225,000) which resulted in a disposal gain of approximately RMB7,417,000 (corresponding period of 2021: a loss of RMB48,893,000).

此外，本集團出售賬面值約為人民幣16,238,000元(二零二一年同期：人民幣58,225,000元)的若干機器及設備，產生出售收益約為人民幣7,417,000元(二零二一年同期：虧損為人民幣48,893,000元)。

# Notes to the Condensed Consolidated Financial Statements

## 簡明綜合財務報表附註

FOR THE SIX MONTHS ENDED 30 JUNE 2022 截至二零二二年六月三十日止六個月

### 11. MOVEMENTS IN PROPERTY, PLANT AND EQUIPMENT, RIGHT-OF-USE ASSETS AND INVESTMENT PROPERTIES (Continued)

#### (a) Property, plant and equipment (Continued)

As at 30 June 2022, no property, plant and equipment of the Group were pledged to secure bank borrowings granted.

#### (b) Right-of-use assets

During the current interim period, the Group entered into several new lease agreements for the use of office and manufactory for a range of 2-7 years. On the lease commencement date, the Group recognised additional RMB144,463,000 of right-of-use assets (corresponding period of 2021: RMB61,262,000) and RMB142,589,000 of lease liabilities (corresponding period of 2021: RMB60,266,000).

During the current interim period, the Group also acquired a leasehold land which was recognised as right-of-use assets on the commencement date in the amount of RMB25,771,000 (corresponding period of 2021: nil).

As at 30 June 2022, no leasehold lands of the Group were pledged to secure bank borrowings granted.

#### (c) Investment properties

During the current interim period, a depreciation charge of RMB2,440,000 (corresponding period of 2021: RMB2,195,000) was recognised in profit or loss and the carrying amount of investment properties amounting to RMB37,940,000 as at 30 June 2022.

### 11. 物業、機器及設備、使用權資產及投資物業的變動 (續)

#### (a) 物業、機器及設備 (續)

於二零二二年六月三十日，本集團並未抵押物業、機器及設備作為擔保以獲授銀行借貸。

#### (b) 使用權資產

於本中期期間，本集團就介乎兩至七年的辦公室及工廠使用訂立若干新租賃協議。於租賃開始日期，本集團確認新增使用權資產為人民幣144,463,000元（二零二一年同期：人民幣61,262,000元）及租賃負債為人民幣142,589,000元（二零二一年同期：人民幣60,266,000元）。

於本中期期間，本集團亦獲得一塊租賃土地，於開始日期確認為使用權資產的相關金額為人民幣25,771,000元（二零二一年同期：無）。

於二零二二年六月三十日，本集團並未抵押租賃土地作為擔保以獲授銀行借貸。

#### (c) 投資物業

於本中期期間，在損益中確認折舊支出為人民幣2,440,000元（二零二一年同期：人民幣2,195,000元），該等投資物業於二零二二年六月三十日的賬面值為人民幣37,940,000元。



# Notes to the Condensed Consolidated Financial Statements

## 簡明綜合財務報表附註

FOR THE SIX MONTHS ENDED 30 JUNE 2022 截至二零二二年六月三十日止六個月

### 12. INTANGIBLE ASSETS

As at 30 June 2022, the Group held (i) licensing patent acquired from Konica Minolta, Inc. ("KMI"), an independent third party of the Group, which allows the Group to develop, produce and sell licensed products; (ii) patent and other intangible assets acquired from the acquisition of Sunny Mobility Technologies (Ningbo) Co., Ltd.; and (iii) licensing patent acquired from an independent third party.

### 12. 無形資產

於二零二二年六月三十日，本集團持有(i)自柯尼卡美能達公司("KMI")，本集團之獨立第三方)購買的許可專利，該公司允許本集團開發、生產及銷售獲許可產品；(ii)收購寧波舜宇智行傳感技術有限公司的專利及其他無形資產；及(iii)自一名獨立第三方收購的許可專利。

### 13. INTERESTS IN ASSOCIATES

### 13. 於聯營公司的權益

	30 June 2022 二零二二年 六月三十日 RMB'000 人民幣千元 (unaudited) (未經審核)	31 December 2021 二零二一年 十二月三十一日 RMB'000 人民幣千元 (audited) (經審核)
Cost of investment in unlisted associates 非上市聯營公司投資成本	256,115	251,115
Share of post-acquisition profit or loss and other comprehensive income or expense, net of dividends received 分佔收購後損益及其他全面收益或開支，扣減已收股息	14,347	13,392
Impairment loss recognised 已確認減值虧損	(62,866)	(62,866)
	207,596	201,641

As at 30 June 2022, the Group held approximately (i) 31.00% (31 December 2021: 31.00%) of ownership interests in Jiangsu Sunny Medical Equipments Co., Ltd.; (ii) 14.26% (31 December 2021: 14.26%) of ownership interests in a Japanese company which is mainly engaged in the research and development of advanced nanotechnology; (iii) 25.00% (31 December 2021: 25.00%) of ownership interests in 浙江生一光學感知技術有限公司; (iv) 16.41% (31 December 2021: 16.41%) of ownership interests in 餘姚市陽明智行投資中心(有限合夥); (v) 15.63% (31 December 2021: 15.63%) of ownership interests in 杭州九州舜創股權投資合夥企業(有限合夥); and (vi) 52.00% (31 December 2021: 52.00%) of ownership interests in 杭州舜富股權投資合夥企業(有限合夥). These six entities were accounted for as associates.

於二零二二年六月三十日，本集團持有約(i) 31.00% (二零二一年十二月三十一日：31.00%) 江蘇舜宇醫療器械有限公司所有權權益；(ii) 14.26% (二零二一年十二月三十一日：14.26%) 一家主要從事先進納米技術研發的日本公司所有權權益；(iii) 25.00% (二零二一年十二月三十一日：25.00%) 浙江生一光學感知技術有限公司所有權權益；(iv) 16.41% (二零二一年十二月三十一日：16.41%) 餘姚市陽明智行投資中心(有限合夥)所有權權益；(v) 15.63% (二零二一年十二月三十一日：15.63%) 杭州九州舜創股權投資合夥企業(有限合夥)所有權權益；及(vi) 52.00% (二零二一年十二月三十一日：52.00%) 杭州舜富股權投資合夥企業(有限合夥)所有權權益。這六家實體已入賬列作聯營公司。

# Notes to the Condensed Consolidated Financial Statements

## 簡明綜合財務報表附註

FOR THE SIX MONTHS ENDED 30 JUNE 2022 截至二零二二年六月三十日止六個月

### 14. DEFERRED TAXATION

For the purpose of presentation in the condensed consolidated statement of financial position, certain deferred tax assets and liabilities have been offset. The following is the analysis of the deferred tax balances for financial reporting purposes:

	30 June 2022 二零二二年 六月三十日 RMB'000 人民幣千元 (unaudited) (未經審核)	31 December 2021 二零二一年 十二月三十一日 RMB'000 人民幣千元 (audited) (經審核)
Deferred tax assets 遞延稅項資產	(270,023)	(255,651)
Deferred tax liabilities 遞延稅項負債	987,280	1,015,890
	<b>717,257</b>	<b>760,239</b>

The following are the major deferred tax liabilities (assets) recognised and movements thereon during the current and prior periods:

於本期間及過往期間確認的主要遞延稅項負債(資產)及其變動如下:

	Withholding tax on distributed profit from the PRC 來自中國 已分配利潤 的預繳稅 RMB'000 人民幣千元	Allowance for inventories and ECL provision 存貨撥備及 預期信貸虧損 撥備 RMB'000 人民幣千元	Deferred subsidy income 遞延補貼收入 RMB'000 人民幣千元	Accelerated depreciation 加速折舊 RMB'000 人民幣千元	Accrued bonus 應計獎金 RMB'000 人民幣千元	Others 其他 RMB'000 人民幣千元	Total 總額 RMB'000 人民幣千元
At 1 January 2021 (audited) 於二零二一年一月一日(經審核)	145,737	(91,356)	(8,321)	712,126	(97,519)	20,810	681,477
Charge (credit) to profit or loss 於損益中扣除(計入)	11,634	(20,576)	(18,358)	97,876	1,778	5,912	78,266
Charge to other comprehensive income 於其他全面收益中扣除	-	-	-	-	-	496	496
At 31 December 2021 (audited) 於二零二一年十二月三十一日(經審核)	157,371	(111,932)	(26,679)	810,002	(95,741)	27,218	760,239
(Credit) charge to profit or loss (Note 6) 於損益中(計入)扣除(附註6)	(39,784)	5,880	(1,490)	18,995	(3,761)	(26,754)	(46,914)
Charge to other comprehensive income 於其他全面收益中扣除	-	-	-	-	-	219	219
Eliminated on disposal of a subsidiary 在出售一間附屬公司時撇銷	-	1,399	2,314	-	-	-	3,713
At 30 June 2022 (unaudited) 於二零二二年六月三十日(未經審核)	<b>117,587</b>	<b>(104,653)</b>	<b>(25,855)</b>	<b>828,997</b>	<b>(99,502)</b>	<b>683</b>	<b>717,257</b>

# Notes to the Condensed Consolidated Financial Statements

## 簡明綜合財務報表附註

FOR THE SIX MONTHS ENDED 30 JUNE 2022 截至二零二二年六月三十日止六個月

### 15. DEPOSITS AND PREPAYMENTS PAID FOR ACQUISITION OF PROPERTY, PLANT AND EQUIPMENT

The deposits and prepayments are paid for construction of factory buildings and acquisition of plants and equipment located in the PRC and other regions.

During the current interim period, the Group paid an amount of approximately RMB585,025,000 (corresponding period of 2021: RMB225,572,000) as the deposits and prepayments for acquisition of property, plant and equipment and transferred an amount of approximately RMB191,978,000 (corresponding period of 2021: RMB307,139,000) to property, plant and equipment.

### 15. 就收購物業、機器及設備已支付的按金及預付款項

本集團就興建廠房樓宇以及收購位於中國及其他地區的機器及設備而支付按金及預付款項。

於本中期期間，本集團就收購物業、機器及設備已支付的按金及預付款項金額約為人民幣585,025,000元（二零二一年同期：人民幣225,572,000元），並將金額約為人民幣191,978,000元的按金及預付款項轉撥至物業、機器及設備（二零二一年同期：人民幣307,139,000元）。

### 16. EQUITY INSTRUMENTS AT FAIR VALUE THROUGH OTHER COMPREHENSIVE INCOME

During the current interim period, the Group made new equity investments measured as equity instruments at FVTOCI amounting to RMB3,500,000 (2021: RMB40,849,000), and the fair value gain in the amount of RMB1,241,000 (2021: RMB2,808,000), net off with the recognition of related deferred tax liabilities of RMB219,000 (2021: RMB496,000) was recognised in FVTOCI reserve.

### 16. 按公允值計入其他全面收益的權益工具

於本中期期間，本集團作出新的股權投資，以按公允值計入其他全面收益的權益工具計量為人民幣3,500,000元（二零二一年：人民幣40,849,000元），而公允值收益（扣除確認有關遞延稅項負債人民幣219,000元（二零二一年：人民幣496,000元））人民幣1,241,000元（二零二一年：人民幣2,808,000元）已於按公允值計入其他全面收益的儲備中確認。

# Notes to the Condensed Consolidated Financial Statements

## 簡明綜合財務報表附註

FOR THE SIX MONTHS ENDED 30 JUNE 2022 截至二零二二年六月三十日止六個月

### 17. FINANCIAL ASSETS AT FAIR VALUE THROUGH PROFIT OR LOSS

### 17. 按公允值計入損益的金融資產

	30 June 2022 二零二二年 六月三十日 RMB'000 人民幣千元 (unaudited) (未經審核)	31 December 2021 二零二一年 十二月三十一日 RMB'000 人民幣千元 (audited) (經審核)
<b>Current assets 流動資產</b>		
Fund investments (Note a) 基金投資 (附註a)	—	283,132
Unlisted financial products (Note b) 非上市金融產品 (附註b)	8,279,431	7,992,170
Debt instruments (Note c) 債務工具 (附註c)	6,728	38,841
	<b>8,286,159</b>	<b>8,314,143</b>
<b>Non-current assets 非流動資產</b>		
Equity investments (Note d) 股權投資 (附註d)	19,518	19,518
	<b>19,518</b>	<b>19,518</b>

Notes:

附註：

#### (a) Fund investments

During the current interim period, the Group disposed of all fund investments at the proceed of RMB254,580,000 (corresponding period of 2021: nil) and no new fund investment was purchased (corresponding period of 2021: nil) during the current interim period.

#### (a) 基金投資

於本中期期間，本集團出售所有基金投資，所得款項為人民幣254,580,000元（二零二一年同期：無），且於本中期期間概無購買任何新基金投資（二零二一年同期：無）。

# Notes to the Condensed Consolidated Financial Statements

## 簡明綜合財務報表附註

FOR THE SIX MONTHS ENDED 30 JUNE 2022 截至二零二二年六月三十日止六個月

### 17. FINANCIAL ASSETS AT FAIR VALUE THROUGH PROFIT OR LOSS (Continued)

Notes: (Continued)

#### (b) Unlisted financial products

The Group entered into several contracts of unlisted financial products with banks, which are managed by related banks in the PRC to invest principally in certain financial assets including bonds, trusts and cash funds, etc. The unlisted financial products have been accounted for as financial assets at FVTPL on initial recognition in which that the return on the unlisted financial products was determined by reference to the performance of the underlying investment assets and as at 30 June 2022, the expected return rate stated in the contracts ranges from 2.00% to 5.30% (31 December 2021: 1.78% to 4.60%) per annum.

The investment income from unlisted financial products amounting to RMB144,393,000 (corresponding period of 2021: RMB128,757,000) was recognised in the profit or loss in the current interim period.

#### (c) Debt instruments

During the current interim period, the Group disposed of a debt instrument at the proceed of RMB33,346,000 (corresponding period of 2021: nil), and no new debt instrument was purchased (corresponding period of 2021: nil).

The loss on the fair value change of the remaining debt instruments amounting to RMB140,000 (corresponding period of 2021: a loss of RMB627,000) was recognised in the profit or loss in the current interim period.

#### (d) Equity investments

The Group's equity investments in several partnership enterprises amounting to RMB19,518,000 (31 December 2021: RMB19,518,000) were classified as financial assets at FVTPL.

In the opinion of the Directors of the Company, the fair value change of the equity investments is insignificant in the current interim period.

### 17. 按公允值計入損益的金融資產 (續)

附註：(續)

#### (b) 非上市金融產品

本集團與銀行簽訂若干非上市金融產品合約，其由中國的相關銀行管理，主要投資於債券、信託及現金基金等若干金融資產。非上市金融產品在初步確認時已列作按公允值計入損益的金融資產，該部分非上市金融產品的收益根據相關投資資產的表現釐定，於二零二二年六月三十日，合約中的預期年收益率介乎2.00%至5.30%之間(二零二一年十二月三十一日：1.78%至4.60%)。

非上市金融產品投資收益為人民幣144,393,000元(二零二一年同期：人民幣128,757,000元)，於本中期期間在損益內確認。

#### (c) 債務工具

於本中期期間，本集團出售一項債務工具，所得款項為人民幣33,346,000元(二零二一年同期：無)，且概無購買任何新債務工具(二零二一年同期：無)。

餘下債務工具的公允值變動虧損為人民幣140,000元(二零二一年同期：虧損人民幣627,000元)，於本中期期間在損益內確認。

#### (d) 股權投資

本集團於多家合夥企業金額為人民幣19,518,000元(二零二一年十二月三十一日：人民幣19,518,000元)的股權投資被分類為按公允值計入損益的金融資產。

本公司董事認為，股權投資的公允值變動於本中期期間並不重大。

# Notes to the Condensed Consolidated Financial Statements

## 簡明綜合財務報表附註

FOR THE SIX MONTHS ENDED 30 JUNE 2022 截至二零二二年六月三十日止六個月

### 18. DERIVATIVE FINANCIAL ASSETS AND LIABILITIES

At the end of the reporting period, the Group held certain derivatives classified as held for trading and not under hedge accounting as follows:

### 18. 衍生金融資產及負債

於報告期末，本集團持有若干分類為持作買賣及未按對沖會計法處理的衍生工具如下：

	Assets 資產		Liabilities 負債	
	30 June 2022 二零二二年 六月三十日 RMB'000 人民幣千元 (unaudited) (未經審核)	31 December 2021 二零二一年 十二月三十一日 RMB'000 人民幣千元 (audited) (經審核)	30 June 2022 二零二二年 六月三十日 RMB'000 人民幣千元 (unaudited) (未經審核)	31 December 2021 二零二一年 十二月三十一日 RMB'000 人民幣千元 (audited) (經審核)
Foreign currency forward contracts 遠期外匯合約	138	27,120	25,400	41,321
Foreign currency options contracts 外匯期權合約	3,107	–	15,136	4,087
Foreign exchange swap contracts 外匯掉期合約	6,747	117	–	95
<b>Total 總額</b>	<b>9,992</b>	<b>27,237</b>	<b>40,536</b>	<b>45,503</b>
<b>Less: current portion 減：即期部分</b>				
Foreign currency forward contracts 遠期外匯合約	138	27,120	25,400	36,264
Foreign currency options contracts 外匯期權合約	3,107	–	15,136	4,087
Foreign exchange swap contracts 外匯掉期合約	6,747	117	–	95
	<b>9,992</b>	<b>27,237</b>	<b>40,536</b>	<b>40,446</b>
<b>Non-current portion 非即期部分</b>	<b>–</b>	<b>–</b>	<b>–</b>	<b>5,057</b>

# Notes to the Condensed Consolidated Financial Statements

## 簡明綜合財務報表附註

FOR THE SIX MONTHS ENDED 30 JUNE 2022 截至二零二二年六月三十日止六個月

### 18. DERIVATIVE FINANCIAL ASSETS AND LIABILITIES (Continued)

As at 30 June 2022, the Group had entered into the following foreign currency forward contracts, foreign currency options contracts and a foreign exchange swap contract:

#### Foreign currency forward contracts

The Group entered into several United States Dollar (“US\$” or “USD”)/RMB and HKD/RMB foreign currency forward contracts with banks in the PRC in order to manage the Group’s foreign currency risk.

	Receiving currency 收取貨幣	Selling currency 賣出貨幣	Maturity date 到期日	Weighted average forward exchange rate 加權平均遠期匯率
Contract Series W	USD22,500,000	RMB156,300,750	Semi-annually till 18 January 2023	USD:RMB from 6.91 to 6.99
合約系列W	22,500,000美元	人民幣156,300,750元	半年期至二零二三年一月十八日	美元兌人民幣：6.91至6.99
Contract 15	RMB281,388,800	USD44,000,000	From 27 July 2022 to 30 September 2022	USD:RMB: 6.40
合約15	人民幣281,388,800元	44,000,000美元	二零二二年七月二十七日至 二零二二年九月三十日	美元兌人民幣：6.40
Contract 16	RMB240,884,120	USD36,700,000	From 25 July 2022 to 15 December 2022	USD:RMB: 6.56
合約16	人民幣240,884,120元	36,700,000美元	二零二二年七月二十五日至 二零二二年十二月十五日	美元兌人民幣：6.56
Contract 17	USD50,000,000	RMB333,690,000	12 June 2023	USD:RMB: 6.67
合約17	50,000,000美元	人民幣333,690,000元	二零二三年六月十二日	美元兌人民幣：6.67
Contract 18	HKD780,000,000	RMB666,042,000	15 June 2023	HKD:RMB: 0.85
合約18	780,000,000港元	人民幣666,042,000元	二零二三年六月十五日	港元兌人民幣：0.85

#### Foreign currency option contracts

The Group entered into several USD/RMB foreign currency option contracts with banks in the PRC in order to manage the Group’s foreign currency risk.

The Group is required to transact with the banks for designated notional amount on each of the valuation dates specified within the respective contracts (“Valuation Date”).

### 18. 衍生金融資產及負債 (續)

於二零二二年六月三十日，本集團已訂立以下遠期外匯合約、外匯期權合約及外匯掉期合約：

#### 遠期外匯合約

本集團已與中國的銀行訂立若干美元（「美元」）／人民幣及港元／人民幣的遠期外匯合約，以管理本集團的外匯風險。

#### 外匯期權合約

本集團已與中國的銀行訂立若干美元／人民幣的外匯期權合約，以管理本集團的外匯風險。

本集團須於各合約所指定的估值日期（「估值日期」）就指定名義金額與該等銀行進行交易。

# Notes to the Condensed Consolidated Financial Statements

## 簡明綜合財務報表附註

FOR THE SIX MONTHS ENDED 30 JUNE 2022 截至二零二二年六月三十日止六個月

### 18. DERIVATIVE FINANCIAL ASSETS AND LIABILITIES (Continued)

### 18. 衍生金融資產及負債 (續)

#### Foreign currency option contracts (Continued)

#### 外匯期權合約 (續)

At each Valuation Date, the reference rate which represents the spot rate as specified within the respective contracts shall be compared against the strike rates (upper and lower)/barrier rate as specified within the respective contracts, and the Group may receive from/pay to the bank an amount as specified in the contracts if certain conditions specified within the respective contracts are met.

於各估值日期，參考匯率（指各合約所指定的現貨匯率）須與各合約所指定的行使匯率（上限及下限）／門檻匯率作比較，且在達致各合約所指定若干條件的情況下，本集團可向相關銀行收取／支付該等合約所指定的金額。

Extracts of details of foreign currency options contracts from the respective contracts outstanding as at 30 June 2022 are as follow:

於二零二二年六月三十日，各項未平倉合約的外匯期權合約的詳情摘要如下：

	Notional amount 名義金額 USD'000 美元千元	Strike rate 行使匯率	Ending settlement date 結束結算日期
Contract O 合約O	60,000	USD:RMB at 1:6.7300 美元兌人民幣為1:6.7300	26 July 2022 二零二二年七月二十六日
Contract P 合約P	60,000	USD:RMB at 1:6.7300 美元兌人民幣為1:6.7300	26 August 2022 二零二二年八月二十六日
Contract Q 合約Q	60,000	USD:RMB at 1:6.6875 美元兌人民幣為1:6.6875	26 September 2022 二零二二年九月二十六日
Contract R 合約R	55,850	USD:RMB at 1:6.5735 美元兌人民幣為1:6.5735	26 July 2022 二零二二年七月二十六日
Contract S 合約S	12,090	USD:RMB at 1:6.7324 美元兌人民幣為1:6.7324	24 August 2022 二零二二年八月二十四日
Contract T 合約T	36,710	USD:RMB at 1:6.7578 美元兌人民幣為1:6.7578	25 August 2022 二零二二年八月二十五日
Contract U 合約U	19,470	USD:RMB at 1:6.6915 美元兌人民幣為1:6.6915	29 August 2022 二零二二年八月二十九日
Contract V 合約V	20,000	USD:RMB at 1:6.7797 美元兌人民幣為1:6.7797	29 August 2022 二零二二年八月二十九日
Contract W 合約W	47,070	USD:RMB at 1:6.7201 美元兌人民幣為1:6.7201	27 September 2022 二零二二年九月二十七日



# Notes to the Condensed Consolidated Financial Statements

## 簡明綜合財務報表附註

FOR THE SIX MONTHS ENDED 30 JUNE 2022 截至二零二二年六月三十日止六個月

### 18. DERIVATIVE FINANCIAL ASSETS AND LIABILITIES (Continued)

#### Foreign currency swap contract

The Group entered into a Euro (“EUR”)/USD foreign exchange swap contract with a bank in the PRC in order to manage the Group’s foreign currency risk.

	Receiving currency 收取貨幣	Selling currency 賣出貨幣	Maturity date 到期日	Strike Rate 行使匯率
Contract D	USD25,107,443	EUR23,056,350	22 July 2022	EUR:USD: 1.09
合約D	25,107,443美元	23,056,350歐元	二零二二年七月二十二日	歐元兌美元：1.09

The Group has entered certain derivative transactions that are covered by the International Swaps and Derivatives Association Master Agreements (“ISDA Agreements”) signed with a bank. These derivative instruments are not offset in the condensed consolidated statement of financial position as the ISDA Agreements are in place with a right of set off only in the event of default, insolvency or bankruptcy so that the Group currently has no legally enforceable right to set off the recognised amount.

### 18. 衍生金融資產及負債（續）

#### 外匯掉期合約

本集團已與中國的一家銀行訂立一份歐元（「歐元」）／美元的外匯掉期合約，以管理本集團的外匯風險。

本集團已訂立若干衍生工具交易，與銀行簽訂的國際掉期及衍生工具協會總協議（「國際掉期及衍生工具協會總協議」）涉及該等交易。由於國際掉期及衍生工具協會總協議規定，僅可於出現拖欠款項、無力償債或破產的情況下行使抵銷權，故本集團目前並無可抵銷已確認款項的依法可強制執行權利，因此，該等衍生工具並未於簡明綜合財務狀況表內抵銷。

### 19. INVENTORIES

	30 June 2022 二零二二年 六月三十日 RMB'000 人民幣千元 (unaudited) (未經審核)	31 December 2021 二零二一年 十二月三十一日 RMB'000 人民幣千元 (audited) (經審核)
Raw materials 原材料	1,312,876	1,510,395
Work in progress 半製成品	207,207	202,365
Finished goods 製成品	3,791,478	3,769,098
	5,311,561	5,481,858

### 19. 存貨

# Notes to the Condensed Consolidated Financial Statements

## 簡明綜合財務報表附註

FOR THE SIX MONTHS ENDED 30 JUNE 2022 截至二零二二年六月三十日止六個月

### 20. TRADE AND OTHER RECEIVABLES AND PREPAYMENT

### 20. 貿易及其他應收款項及預付款項

	30 June 2022 二零二二年 六月三十日 RMB'000 人民幣千元 (unaudited) (未經審核)	31 December 2021 二零二一年 十二月三十一日 RMB'000 人民幣千元 (audited) (經審核)
Trade receivables 貿易應收款項	6,275,517	5,730,277
Less: allowance for credit losses 減：信貸虧損撥備	(97,631)	(95,625)
	6,177,886	5,634,652
Bill receivables 應收票據	720,986	1,009,636
Loan receivables 應收貸款	116,503	142,829
Other receivables and prepayment: 其他應收款項及預付款項：		
Value added tax and other tax receivables 應收增值稅及其他應收稅項	131,308	119,284
Advance to suppliers 墊付供應商款項	109,213	110,068
Interest receivables 應收利息	31,081	130,416
Prepaid expenses 預付開支	156,910	145,316
Rental and utilities deposits 租金及公用事業按金	49,229	41,429
Advances to employees 墊付僱員款項	98,635	88,915
Others 其他	14,197	25,840
	590,573	661,268
Total trade and other receivables and prepayment 貿易及其他應收款項及預付款項總額	7,605,948	7,448,385

# Notes to the Condensed Consolidated Financial Statements

## 簡明綜合財務報表附註

FOR THE SIX MONTHS ENDED 30 JUNE 2022 截至二零二二年六月三十日止六個月

### 20. TRADE AND OTHER RECEIVABLES AND PREPAYMENT (Continued)

The Group allows a credit period of average 90 days to its trade customers. The following is an aging analysis of trade receivables net of allowance for credit losses presented based on the invoice date at the end of reporting period, which approximated the respective revenue recognition dates.

	30 June 2022 二零二二年 六月三十日 RMB'000 人民幣千元 (unaudited) (未經審核)	31 December 2021 二零二一年 十二月三十一日 RMB'000 人民幣千元 (audited) (經審核)
1 to 90 days 1至90天	6,036,424	5,540,795
91 to 180 days 91至180天	141,022	92,903
More than 180 days 180天以上	440	954
	6,177,886	5,634,652

Aging of bill receivables at the end of reporting period is as follows:

### 20. 貿易及其他應收款項及預付款項 (續)

本集團給予貿易客戶平均90天的信貸期。以下為於報告期末基於發票日（與各自的收益確認日期相若）呈列的貿易應收款項（扣除信貸虧損撥備）的賬齡分析。

於報告期末的應收票據賬齡分析如下：

	30 June 2022 二零二二年 六月三十日 RMB'000 人民幣千元 (unaudited) (未經審核)	31 December 2021 二零二一年 十二月三十一日 RMB'000 人民幣千元 (audited) (經審核)
Within 90 days 90天以內	599,917	927,195
91 to 180 days 91至180天	121,069	82,441
Total 總額	720,986	1,009,636

# Notes to the Condensed Consolidated Financial Statements

## 簡明綜合財務報表附註

FOR THE SIX MONTHS ENDED 30 JUNE 2022 截至二零二二年六月三十日止六個月

### 20. TRADE AND OTHER RECEIVABLES AND PREPAYMENT (Continued)

Movement in the allowance for credit losses:

### 20. 貿易及其他應收款項及預付款項 (續)

信貸虧損撥備變動：

	30 June 2022 二零二二年 六月三十日 RMB'000 人民幣千元 (unaudited) (未經審核)	31 December 2021 二零二一年 十二月三十一日 RMB'000 人民幣千元 (audited) (經審核)
Balance at the beginning of the reporting period 報告期初結餘	95,625	95,903
Impairment losses recognised on receivables 已確認的應收款項減值虧損	19,515	14,765
Amounts written off as uncollectible 不可收回債項撇銷的金額	(1,610)	(5,460)
Impairment losses reversed 減值虧損撥回	(11,609)	(9,583)
Elimination on disposal of a subsidiary 於出售一間附屬公司時對銷	(4,290)	—
Balance at end of the reporting period 報告期末結餘	97,631	95,625

# Notes to the Condensed Consolidated Financial Statements

## 簡明綜合財務報表附註

FOR THE SIX MONTHS ENDED 30 JUNE 2022 截至二零二二年六月三十日止六個月

### 21. IMPAIRMENT ASSESSMENT ON TRADE RECEIVABLES SUBJECT TO EXPECTED CREDIT LOSS MODEL

As part of the Group's credit risk management, except for the debtors with credit-impaired the Group uses debtors' aging to assess the impairment for its customers which are with common risk characteristics that are representative of the customers' abilities to pay all amounts due in accordance with the contractual terms. Debtors with credit-impaired are assessed individually by the Group. The following table provides information about the exposure to credit risk and ECL for trade receivables which are assessed collectively based on provision matrix as at 30 June 2022.

	Average loss rate 平均虧損率	Gross carrying amount 賬面總值 RMB'000 人民幣千元	Impairment loss allowance 減值虧損撥備 RMB'000 人民幣千元
1 to 90 days 1至90天	0.06%	6,039,988	3,564
91 to 120 days 91至120天	0.19%	132,340	253
121 to 180 days 121至180天	0.25%	8,957	22
More than 180 days 180天以上	93.96%	7,284	6,844
		6,188,569	10,683

The basis of determining the inputs and assumptions and the estimation techniques used in the condensed consolidated financial statements for the six months ended 30 June 2022 were the same as those followed in the preparation of the Group's annual financial statements for the year ended 31 December 2021.

The estimated loss rates are estimated based on historical observed default rates over the expected life of the debtors and are adjusted for forward-looking information that is available without undue cost or effort. The grouping is regularly reviewed by management to ensure relevant information about specific debtors is updated.

### 21. 按預期信貸虧損模式計算之貿易應收款項的減值評估

作為本集團信貸風險管理的一部分，除出現信貸減值的應收款項外，本集團採用應收款項的賬齡評估客戶減值，該等客戶具有共同風險特徵，即能代表客戶根據合約條款支付所有到期款項的能力。本集團對出現信貸減值的應收款項進行個別評估。下表提供有關於二零二二年六月三十日就基於撥備矩陣以組合方式評估的貿易應收款項之信貸風險及預期信貸虧損資料。

釐定截至二零二二年六月三十日止六個月的簡明綜合財務報表所用輸入數據及假設以及估計技術的基準與編製本集團截至二零二一年十二月三十一日止年度的年度財務報表所採用者相同。

估計虧損率乃基於債務人的預期還款期內的歷史觀察違約率進行估計，並就無需付出不必要的成本或努力而可得之前瞻性資料進行調整。分類由管理層定期檢討，以確保有關特定債務人的相關資料是最新的。

# Notes to the Condensed Consolidated Financial Statements

## 簡明綜合財務報表附註

FOR THE SIX MONTHS ENDED 30 JUNE 2022 截至二零二二年六月三十日止六個月

### 21. IMPAIRMENT ASSESSMENT ON TRADE RECEIVABLES SUBJECT TO EXPECTED CREDIT LOSS MODEL (Continued)

As at 30 June 2022, the impairment allowance was provided in the amount of RMB97,631,000, among which RMB10,683,000 was made based on the provision matrix with life time ECL (not credit-impaired) and RMB86,948,000 was assessed individually on the credit-impaired debtors.

### 22. TIME DEPOSITS/PLEDGED BANK DEPOSITS/SHORT TERM FIXED DEPOSITS/BANK BALANCES AND CASH

The time deposits carry fixed interest rates ranging from 3.15% to 4.18% (31 December 2021: 3.85% to 4.18%) per annum. The original maturity period of these time deposits is three years. The time deposits with a total amount of RMB500,000,000 will be matured within one year, RMB200,000,000 will be matured within a period of more than two years.

The Group pledged certain of its bank deposits to banks as security for letters of guarantee and the pledged bank deposits carry fixed interest rates ranging from 1.80% to 3.50% (31 December 2021: 1.80% to 3.50%) per annum.

Short term fixed deposits carry fixed interest rate ranging from 1.10% to 3.02% (31 December 2021: 1.20% to 1.90%) per annum. Short term fixed deposits have original maturity dates ranging from three months to one year and are therefore classified as current assets.

Bank balances, which represent saving accounts and deposits, carry interest at market saving rates ranging from 0.30% to 1.70% (31 December 2021: 0.30% to 1.70%) per annum.

### 21. 按預期信貸虧損模式計算之貿易應收款項的減值評估 (續)

於二零二二年六月三十日，計提減值撥備為人民幣97,631,000元，其中人民幣10,683,000元乃基於全期預期信貸虧損（無信貸減值）內的撥備矩陣作出，而人民幣86,948,000元的信貸減值應收款項則作獨立評估。

### 22. 定期存款／已抵押銀行存款／短期定期存款／銀行結餘及現金

定期存款固定年利率介乎3.15%至4.18%之間（二零二一年十二月三十一日：3.85%至4.18%）。該等定期存款原到期期限為三年。總額為人民幣500,000,000元的定期存款將於一年內到期，人民幣200,000,000元的定期存款將於兩年以上到期。

本集團已向銀行抵押其若干銀行存款作擔保函的抵押品，已抵押銀行存款固定年利率介乎1.80%至3.50%之間（二零二一年十二月三十一日：1.80%至3.50%）。

短期定期存款按介乎1.10%至3.02%之間（二零二一年十二月三十一日：1.20%至1.90%）的固定年利率計息。短期定期存款原到期日介乎三個月至一年，因而被分類為流動資產。

銀行結餘指儲蓄賬戶及存款，按介乎0.30%至1.70%之間（二零二一年十二月三十一日：0.30%至1.70%）的市場儲蓄存款年利率計息。

# Notes to the Condensed Consolidated Financial Statements

## 簡明綜合財務報表附註

FOR THE SIX MONTHS ENDED 30 JUNE 2022 截至二零二二年六月三十日止六個月

### 23. TRADE AND OTHER PAYABLES

The following is an aged analysis of trade and note payables presented based on the invoice date at the end of the reporting period.

### 23. 貿易及其他應付款項

以下為於報告期末以發票日為基準呈列的貿易應付款項及應付票據的賬齡分析。

	30 June 2022 二零二二年 六月三十日 RMB'000 人民幣千元 (unaudited) (未經審核)	31 December 2021 二零二一年 十二月三十一日 RMB'000 人民幣千元 (audited) (經審核)
<b>Current liabilities 流動負債</b>		
Trade payables 貿易應付款項		
Within 90 days 90天以內	3,827,669	4,262,386
91 to 180 days 91至180天	686,939	742,744
Over 180 days 180天以上	595	355
Accrued purchases 應計採購額	709,716	925,738
Total trade payables and accrued purchases 貿易應付款項及應計採購總額	5,224,919	5,931,223
Note payables 應付票據		
Within 90 days 90天以內	1,100,491	1,336,260
91 to 180 days 91至180天	234,557	385,024
Over 180 days 180天以上	27,586	100,000
	1,362,634	1,821,284
Other payables 其他應付款項		
Payables for purchase of property, plant and equipment 購置物業、機器及設備應付款項	149,676	267,891
Staff salaries and welfare payables 應付員工薪金及福利	1,079,413	1,311,836
Labor outsourcing payables 勞務外包應付款項	111,262	139,747
Payable for acquisition of patents 收購專利應付款項	36,689	40,913
Value added tax payables and other tax payables 應付增值稅及其他應付稅項	221,131	113,297
Interest payable 應付利息	67,934	64,473
Utilities payable 應付公共事業費用	67,959	58,346
Others 其他	729,463	119,677
	2,463,527	2,116,180
	9,051,080	9,868,687
<b>Non-current liability 非流動負債</b>		
Long term payables 長期應付款項		
Payable for acquisition of patents 收購專利應付款項	152,949	172,044

# Notes to the Condensed Consolidated Financial Statements

## 簡明綜合財務報表附註

FOR THE SIX MONTHS ENDED 30 JUNE 2022 截至二零二二年六月三十日止六個月

### 23. TRADE AND OTHER PAYABLES (Continued)

The credit period on purchases of goods is up to 180 days (2021: 180 days) and the credit period for note payables is 90 days to 365 days averagely (2021: 90 days to 365 days). The Group has financial risk management policies in place to ensure that all payables are settled within the credit time frame.

### 24. BANK BORROWINGS

During the current interim period, the Group obtained new bank borrowings with amount of approximately RMB5,393,483,000 (corresponding period of 2021: RMB2,043,238,000). The proceeds were used to meet the working capital requirement. Repayment of bank borrowings amounting to approximately RMB5,478,417,000 (corresponding period of 2021: RMB1,944,959,000) were made in line with the relevant repayment terms.

As at 30 June 2022, the borrowings with a total amount of RMB1,526,309,000 were repayable within one year, RMB700,000,000 were repayable within a period of more than one year but not exceeding two years.

As at 30 June 2022, the borrowings with a total amount of approximately RMB454,261,000 (31 December 2021: RMB1,338,897,000) were denominated in USD, and approximately RMB667,048,000 (31 December 2021: nil) were denominated in HKD. The Group's borrowings carried fixed-rate of 3.08% and variable-rate of 1.72% to 3.70% (31 December 2021: 3.10% and 0.60% to 0.87%) per annum.

As at 30 June 2022, no borrowings are secured by buildings and land of the Group.

### 23. 貿易及其他應付款項 (續)

貨品採購的信貸期最多為180天(二零二一年：180天)及應付票據的信貸期平均為90天至365天(二零二一年：90天至365天)。本集團已實施財務風險管理政策，以確保所有應付款項於信貸期內支付。

### 24. 銀行借貸

於本中期期間，本集團獲得新增銀行借貸約人民幣5,393,483,000元(二零二一年同期：人民幣2,043,238,000元)。該筆款項用於滿足營運資金的需求。本集團已償還銀行借貸約人民幣5,478,417,000元(二零二一年同期：人民幣1,944,959,000元)，符合有關還款條款。

於二零二二年六月三十日，總額為人民幣1,526,309,000元的借貸須於一年內償還，人民幣700,000,000元須於一年以上但不超過兩年的期間內償還。

於二零二二年六月三十日，總額約人民幣454,261,000元(二零二一年十二月三十一日：人民幣1,338,897,000元)的借貸以美元計值，約人民幣667,048,000元(二零二一年十二月三十一日：無)以港元計值。本集團借貸按3.08%的固定年利率及1.72%至3.70%的可變年利率(二零二一年十二月三十一日：3.10%及0.60%至0.87%)計息。

於二零二二年六月三十日，本集團並未就借貸而抵押樓宇及土地。



# Notes to the Condensed Consolidated Financial Statements

## 簡明綜合財務報表附註

FOR THE SIX MONTHS ENDED 30 JUNE 2022 截至二零二二年六月三十日止六個月

### 25.CONTRACT LIABILITIES

### 25.合約負債

	30 June 2022 二零二二年 六月三十日 RMB'000 人民幣千元 (unaudited) (未經審核)	31 December 2021 二零二一年 十二月三十一日 RMB'000 人民幣千元 (audited) (經審核)
Advance from customers 客戶墊付款項	178,762	178,101

The contract liability is the consideration received from the customers which represents the Group's remaining obligation to transfer goods to customers. RMB133,607,000 of the contract liabilities at the beginning of the period have been realised to revenue in the reporting period and no revenue recognised in the reporting period from the performance obligations were satisfied in previous periods.

合約負債指本集團已從客戶收取有關尚未履行向客戶轉移貨品義務的代價。期初的人民幣133,607,000元的合約負債對應的履約義務均於報告期內完成，收入得以確認，且本報告期確認的收入中不包含任何往期已經實現的履約義務。

### 26.GOVERNMENT GRANTS/DEFERRED INCOME

### 26.政府補助金／遞延收入

	For the six months ended 30 June 截至六月三十日止六個月	
	2022 二零二二年 RMB'000 人民幣千元 (unaudited) (未經審核)	2021 二零二一年 RMB'000 人民幣千元 (unaudited) (未經審核)
Amounts credited to profit or loss during the period: 期內計入損益金額：		
Subsidies related to technology enhancement of production lines 生產線技術改進補貼	34,727	24,642
Subsidies related to research and development of technology projects 技術項目研發補貼	4,206	5,793
Incentive subsidies 獎勵補貼	103,592	17,691
	142,525	48,126

# Notes to the Condensed Consolidated Financial Statements

## 簡明綜合財務報表附註

FOR THE SIX MONTHS ENDED 30 JUNE 2022 截至二零二二年六月三十日止六個月

### 26. GOVERNMENT GRANTS/DEFERRED INCOME (Continued)

### 26. 政府補助金／遞延收入 (續)

	30 June 2022 二零二二年 六月三十日 RMB'000 人民幣千元 (unaudited) (未經審核)	31 December 2021 二零二一年 十二月三十一日 RMB'000 人民幣千元 (audited) (經審核)
Deferred income related to government grants: 政府補助金遞延收入：		
Subsidies related to technology enhancement of production lines 生產線技術改進補貼	100,411	90,573
Subsidies related to research and development of technology projects 技術項目研發補貼	22,565	30,033
Subsidies related to construction of staff living facilities 興建員工生活配套設施補貼	73,997	73,997
Total 總計	196,973	194,603
Less: current portion 減：即期部分	(10,382)	(6,099)
Non-current portion 非即期部分	186,591	188,504

### 27. BONDS PAYABLE

### 27. 應付債券

On 16 January 2018, the Company issued unsecured bonds in the amount of US\$600 million (equivalent to RMB3,832,145,000) at the rate of 3.75% which will be due by year 2023 to professional investors outside of United States in accordance with Regulation S under the U.S. Securities Act. The issuance had been completed on 23 January 2018 and the listing of the bonds in the Hong Kong Stock Exchange became effective on 24 January 2018.

The Company had fully used the net proceeds from the bonds for fulfilling working capital requirements, refinancing existing indebtedness and other general corporate purposes.

During the current interim period, interest expense of approximately RMB77,826,000 (corresponding period of 2021: RMB77,182,000) was recognised in the condensed consolidated statement of profit or loss and other comprehensive income.

於二零一八年一月十六日，本公司根據美國《證券法》S規例向美國境外專業投資者發行於二零二三年到期之600,000,000美元（相等於人民幣3,832,145,000元）3.75厘的無抵押債券。該發行已於二零一八年一月二十三日完成，且債券於二零一八年一月二十四日起於香港聯交所上市。

本公司已將全部債券所得款項淨額用於滿足營運資金需求、現有債務再融資及其他一般公司用途。

於本中期期間，約人民幣77,826,000元（二零二一年同期：人民幣77,182,000元）的利息開支於簡明綜合損益及其他全面收益表中確認。

# Notes to the Condensed Consolidated Financial Statements

## 簡明綜合財務報表附註

FOR THE SIX MONTHS ENDED 30 JUNE 2022 截至二零二二年六月三十日止六個月

### 28.SHARE CAPITAL

Issued share capital as at 30 June 2022 amounted to HK\$109,684,970 (equivalent to approximately RMB105,163,000) with number of ordinary shares amounted to 1,096,849,700 of HK\$0.1 each. There were no movements in the issued share capital of the Company in the current interim period.

### 29.SHARE AWARD SCHEME

The fair value of the Company's restricted shares awarded was determined based on the market values of the Company's shares at the grant dates.

Movements in the number of restricted shares granted and related fair value are as follows:

### 28.股本

於二零二二年六月三十日的已發行股本為109,684,970港元(相等於約人民幣105,163,000元)，分為1,096,849,700股每股面值0.1港元的普通股。於本中期期間，本公司已發行股本並無變動。

### 29.股份獎勵計劃

本公司所獎勵的限制性股份公允值乃根據本公司股份於授出日期的市值釐定。

已授出限制性股份的數目及其相關公允值的變動如下：

	Weighted average fair value (per share) 加權平均公允值 (每股) HK\$ 港元	Number of restricted shares 限制性股份數目 ( '000) (千股)
At 1 January 2021 (audited) 於二零二一年一月一日 (經審核)	135.931	2,783
Forfeited 已失效	149.642	(119)
Vested 已歸屬	115.035	(1,638)
Granted 已授出	200.720	1,460
At 31 December 2021 and 1 January 2022 (audited) 於二零二一年十二月三十一日及二零二二年一月一日 (經審核)	187.090	2,486
Forfeited 已失效	160.934	(104)
Vested 已歸屬	140.189	(1,064)
Granted (Note) 已授出 (附註)	105.200	2,826
As at 30 June 2022 (unaudited) 於二零二二年六月三十日 (未經審核)	<b>143.946</b>	<b>4,144</b>

# Notes to the Condensed Consolidated Financial Statements

## 簡明綜合財務報表附註

FOR THE SIX MONTHS ENDED 30 JUNE 2022 截至二零二二年六月三十日止六個月

### 29.SHARE AWARD SCHEME (Continued)

The equity-settled share-based payments expense charged to profit or loss was approximately RMB113,596,000 for the current interim period (corresponding period of 2021: RMB88,501,000).

Note: The restricted shares granted during the current interim period vest on every anniversary date of the grant date of each batch of the restricted shares in tranches on the following scale:

Restricted shares	Fair value (per share) HK\$	Scales
2,826,085 shares	105.200	One-half

The fair value of the restricted shares granted is measured on the basis of an observable market price.

During the current interim period, the Group purchased 2,759,962 shares at the average price of HK\$103.009 (total amount equivalent to approximately RMB244,301,000) under the share award scheme.

### 29.股份獎勵計劃(續)

於本中期期間，於損益扣除的以權益結算股份支付的款項開支約為人民幣113,596,000元(二零二一年同期：人民幣88,501,000元)。

附註：於本中期期間已授出限制性股份於各批限制性股份授出日期的每個週年日按以下規模分批歸屬：

限制性股份	公允值(每股) 港元	規模
2,826,085股股份	105.200	二分之一

所授出限制性股份的公允值乃基於可觀察的市場價格計量。

於本中期期間，本集團根據股份獎勵計劃以平均價103.009港元(總額相當於約人民幣244,301,000元)購買2,759,962股股份。

### 30.COMMITMENTS

### 30.承擔

	30 June 2022 二零二二年 六月三十日 RMB'000 人民幣千元 (unaudited) (未經審核)	31 December 2021 二零二一年 十二月三十一日 RMB'000 人民幣千元 (audited) (經審核)
Capital expenditure in respect of acquisition of property, plant and equipment contracted for but not provided in the consolidated financial statements 已訂約但未於綜合財務報表提供的有關收購物業、機器及設備的資本開支	1,157,601	684,402

# Notes to the Condensed Consolidated Financial Statements

## 簡明綜合財務報表附註

FOR THE SIX MONTHS ENDED 30 JUNE 2022 截至二零二二年六月三十日止六個月

### 31. RELATED PARTY DISCLOSURES

### 31. 關連人士披露

(a) Names and relationships with related parties during the periods are as follows:

(a) 期內關連人士名稱及與關連人士的關係如下：

Name 名稱	Principal activities 主要業務	Relationship 關係
餘姚市舜藝光學儀器有限公司 （「舜藝光學」）	Manufacture and sale of parts for optical instruments	Company controlled by a close family member of the Company's chairman, Mr. Ye Liaoning
餘姚市舜藝光學儀器有限公司 （「舜藝光學」）	生產及銷售光學儀器部件	本公司主席葉遼寧先生近親所控制的公司
寧波市益康國際貿易有限公司 （「益康」）	Sale of electronic devices	Company controlled by a close family member of Company's senior management, Mr. Zhang Guoxian
寧波市益康國際貿易有限公司 （「益康」）	銷售電子設備	本公司高級管理人員張國賢先生近親所控制的公司
餘姚市博科貿易有限公司 （「博科」）	Sale of electronic devices	Company controlled by a close family member of Company's senior management, Mr. Zhang Guoxian
餘姚市博科貿易有限公司 （「博科」）	銷售電子設備	本公司高級管理人員張國賢先生近親所控制的公司
餘姚市康優寶電器經營部 （「康優寶」）	Sale of electronic devices	Company controlled by a close family member of Company's senior management, Mr. Zhang Guoxian
餘姚市康優寶電器經營部 （「康優寶」）	銷售電子設備	本公司高級管理人員張國賢先生近親所控制的公司
寧波建達金工機械有限公司 （「建達金工」）	Manufacture and sale of telescopes and riflescopes	Company controlled by a close family member of Company's director and ultimate controlling shareholder, Mr. Wang Wenjian
寧波建達金工機械有限公司 （「建達金工」）	生產及銷售望遠鏡及瞄準器	本公司董事及最終控股股東王文鑒先生近親所控制的公司

# Notes to the Condensed Consolidated Financial Statements

## 簡明綜合財務報表附註

FOR THE SIX MONTHS ENDED 30 JUNE 2022 截至二零二二年六月三十日止六個月

### 31. RELATED PARTY DISCLOSURES (Continued)

### 31. 關連人士披露 (續)

#### (b) Transactions with related parties:

#### (b) 與關連人士的交易：

	For the six months ended 30 June 截至六月三十日止六個月	
	2022 二零二二年 RMB'000 人民幣千元 (unaudited) (未經審核)	2021 二零二一年 RMB'000 人民幣千元 (unaudited) (未經審核)
<b>Sales of goods 銷售產品</b>		
舜藝光學 舜藝光學	20	1,533
<b>Purchase of raw materials 購買原材料</b>		
舜藝光學 舜藝光學	4,539	7,896
康優寶 康優寶	1,245	893
博科 博科	1,359	1,191
建達金工 建達金工	765	68
益康 益康	563	221
	8,471	10,269

All of the above transactions were entered into in accordance with the terms agreed by the relevant parties.

以上所有交易均根據相關人士協定的條款進行。

# Notes to the Condensed Consolidated Financial Statements

## 簡明綜合財務報表附註

FOR THE SIX MONTHS ENDED 30 JUNE 2022 截至二零二二年六月三十日止六個月

### 31. RELATED PARTY DISCLOSURES (Continued)

#### (c) Trade balances with related parties:

At the end of the reporting period, the Group has the following significant balances with related parties:

### 31. 關連人士披露 (續)

#### (c) 與關連人士之貿易結餘：

於報告期末，本集團與關連人士的重大結餘如下：

	30 June 2022 二零二二年 六月三十日 RMB'000 人民幣千元 (unaudited) (未經審核)	31 December 2021 二零二一年 十二月三十一日 RMB'000 人民幣千元 (audited) (經審核)
Current asset: 流動資產：		
Amount due from a related party 應收一名關連人士款項		
舜藝光學 舜藝光學	—	327
Current liabilities: 流動負債：		
Amounts due to related parties 應付關連人士款項		
舜藝光學 舜藝光學	4,057	4,848
康優寶 康優寶	1,004	843
博科 博科	980	1,069
建達金工 建達金工	863	—
益康 益康	418	174
	7,322	6,934

All of the above amounts are of trade nature, unsecured, interest free and repayable on demand.

上述所有款項均為貿易性質，無抵押、免息及按要求償還。

# Notes to the Condensed Consolidated Financial Statements

## 簡明綜合財務報表附註

FOR THE SIX MONTHS ENDED 30 JUNE 2022 截至二零二二年六月三十日止六個月

### 31. RELATED PARTY DISCLOSURES (Continued)

#### (c) Trade balances with related parties: (Continued)

The following is an aged analysis of related parties' balance of trade nature at the end of reporting period.

	30 June 2022 二零二二年 六月三十日 RMB'000 人民幣千元 (unaudited) (未經審核)	31 December 2021 二零二一年 十二月三十一日 RMB'000 人民幣千元 (audited) (經審核)
Current asset: 流動資產：		
Within 90 days 90天內	—	327
Current liabilities: 流動負債：		
Within 90 days 90天內	5,749	4,481
91-120 days 91至120天	1,573	2,453
	7,322	6,934

The Group allows a credit period of 90 days to related party trade receivables (31 December 2021: 90 days). The average credit period on purchases of goods from related parties is 90 days (31 December 2021: 90 days).

以下為於報告期末屬貿易性質的關連人士結餘的賬齡分析。

本集團給予關連人士貿易應收款項90天的信貸期(二零二一年十二月三十一日：90天)。關連人士貨品採購的平均信貸期為90天(二零二一年十二月三十一日：90天)。

#### (d) Compensation of key management personnel

#### (d) 主要管理人員薪酬

	For the six months ended 30 June 截至六月三十日止六個月	
	2022 二零二二年 RMB'000 人民幣千元 (unaudited) (未經審核)	2021 二零二一年 RMB'000 人民幣千元 (unaudited) (未經審核)
Short-term benefits 短期福利	15,599	13,548
Post-employment benefits 離職後福利	540	450
Share award scheme benefits 股份獎勵計劃福利	13,090	13,162
	29,229	27,160



# Notes to the Condensed Consolidated Financial Statements

## 簡明綜合財務報表附註

FOR THE SIX MONTHS ENDED 30 JUNE 2022 截至二零二二年六月三十日止六個月

### 32. FAIR VALUE MEASUREMENT

### 32. 公允值計量

**Fair value of the Group's financial assets and financial liabilities that are measured at fair value on a recurring basis**

按經常性基準以公允值計量的本集團金融資產及金融負債的公允值

Financial assets/liabilities 金融資產／負債	Fair value as at 於以下日期的公允值		Fair value hierarchy 公允值等級	Valuation technique and key inputs 估值法及主要輸入數據
	30 June 2022 (unaudited) 二零二二年六月三十日 (未經審核)	31 December 2021 (audited) 二零二一年十二月三十一日 (經審核)		
Financial assets at fair value through profit or loss 按公允值計入損益的金融資產	<b>Listed debt instruments:</b> <b>RMB6,728,000</b> 上市債務工具： 人民幣6,728,000元	Listed debt instruments: RMB38,841,000 上市債務工具： 人民幣38,841,000元	Level 1  第一級	Quoted bid prices in an active market  活躍市場的市場報價
Financial assets at fair value through profit or loss 按公允值計入損益的金融資產	<b>N/A</b>  不適用	Funds investments: RMB283,132,000 基金投資： 人民幣283,132,000元	Level 2  第二級	Discounted cash flows  Key inputs: Future cash flows are estimated based on expected return 貼現現金流量  主要輸入數據為： 未來現金流量根據預期回報估計
Foreign currency forward contracts classified as derivatives financial assets and liabilities 分類為衍生金融資產及負債的遠期外匯合約	<b>Current derivative financial assets:</b> <b>RMB138,000</b>  <b>Current derivative financial liabilities:</b> <b>RMB25,400,000</b>  流動衍生金融資產： 人民幣138,000元  流動衍生金融負債： 人民幣25,400,000元	Current derivative financial assets: RMB27,120,000  Current and non-current derivative financial liabilities: RMB41,321,000 流動及非流動衍生金融負債： 人民幣41,321,000元	Level 2  第二級	Discounted cash flows  Key inputs: (1) A discount rate that reflects the credit risk of the banks (2) Observable forward exchange rate 貼現現金流量  主要輸入數據為： (1) 反映銀行信貸風險的貼現率 (2) 可觀測遠期匯率

# Notes to the Condensed Consolidated Financial Statements

## 簡明綜合財務報表附註

FOR THE SIX MONTHS ENDED 30 JUNE 2022 截至二零二二年六月三十日止六個月

### 32. FAIR VALUE MEASUREMENT (Continued)

Fair value of the Group's financial assets and financial liabilities that are measured at fair value on a recurring basis (Continued)

### 32. 公允值計量 (續)

按經常性基準以公允值計量的本集團金融資產及金融負債的公允值 (續)

Financial assets/liabilities 金融資產／負債	Fair value as at 於以下日期的公允值		Fair value hierarchy 公允值等級	Valuation technique and key inputs 估值法及主要輸入數據
	30 June 2022 (unaudited) 二零二二年六月三十日 (未經審核)	31 December 2021 (audited) 二零二一年十二月三十一日 (經審核)		
Foreign exchange swap contracts classified as derivatives financial assets and liabilities	<b>Current derivative financial assets: RMB6,747,000</b>	Current derivative financial assets: RMB117,000	Level 2	Discounted cash flows
	<b>Current derivative financial liabilities: nil</b>	Current derivative financial liabilities: RMB95,000		Key inputs: (1) A discount rate that reflects the credit risk of the banks (2) Observable forward exchange rate
分類為衍生金融資產及負債的外匯掉期合約	流動衍生金融資產： 人民幣6,747,000元	流動衍生金融資產： 人民幣117,000元	第二級	貼現現金流量
	流動衍生金融負債：無	流動衍生金融負債： 人民幣95,000元		主要輸入數據為： (1) 反映銀行信貸風險的貼現率 (2) 可觀察遠期匯率
Financial assets at fair value through profit or loss	<b>Unlisted financial products: RMB8,279,431,000</b>	Unlisted financial products: RMB7,992,170,000	Level 2	Discounted cash flows
				Key inputs are: (1) Expected yields of debt instruments invested by banks (2) A discount rate that reflects the credit risk of the banks
按公允值計入損益的金融資產	非上市金融產品： 人民幣8,279,431,000元	非上市金融產品： 人民幣7,992,170,000元	第二級	貼現現金流量
				主要輸入數據為： (1) 銀行投資債務工具的預期收益 (2) 反映銀行信貸風險的貼現率

# Notes to the Condensed Consolidated Financial Statements

## 簡明綜合財務報表附註

FOR THE SIX MONTHS ENDED 30 JUNE 2022 截至二零二二年六月三十日止六個月

### 32. FAIR VALUE MEASUREMENT (Continued)

Fair value of the Group's financial assets and financial liabilities that are measured at fair value on a recurring basis (Continued)

### 32. 公允值計量 (續)

按經常性基準以公允值計量的本集團金融資產及金融負債的公允值 (續)

Financial assets/liabilities 金融資產／負債	Fair value as at 於以下日期的公允值		Fair value hierarchy 公允值等級	Valuation technique and key inputs 估值法及主要輸入數據
	30 June 2022 (unaudited) 二零二二年六月三十日 (未經審核)	31 December 2021 (audited) 二零二一年十二月三十一日 (經審核)		
Foreign currency options contracts classified as derivatives financial assets and liabilities	<b>Current derivative financial assets: RMB3,107,000</b>	Current derivative financial assets: nil	Level 3	Black-Scholes model
	<b>Current derivative financial liabilities: RMB15,136,000</b>	Current derivative financial liabilities: RMB4,087,000		Key unobservable input: Volatility of the foreign exchange rate (Note a)
分類為衍生金融資產及負債的外匯期權合約	流動衍生金融資產： 人民幣3,107,000元	流動衍生金融資產：無	第三級	柏力克－舒爾斯模式
	流動衍生金融負債： 人民幣15,136,000元	流動衍生金融負債： 人民幣4,087,000元		主要不可觀察輸入數據為： 匯率波動（附註a）
Unlisted equity investments	<b>Equity instruments at FVTOCI: RMB44,434,000</b>	Equity instruments at FVTOCI: RMB53,520,000	Level 3	Market approach
	<b>Equity investments at FVTPL: RMB19,518,000</b>	Equity investments at FVTPL: RMB19,518,000		Key unobservable inputs: (1) Revenue growth rate; (2) P/S multiples of selected comparable companies (Note b)
非上市股權投資	按公允值計入其他全面收益的權益工具： 人民幣44,434,000元	按公允值計入其他全面收益的權益工具： 人民幣53,520,000元	第三級	市場法
	按公允值計入損益的股權投資：人民幣19,518,000元	按公允值計入損益的股權投資：人民幣19,518,000元		主要不可觀察輸入數據為： (1) 收入增長率； (2) 選定可資比較公司的市銷率倍數（附註b）

# Notes to the Condensed Consolidated Financial Statements

## 簡明綜合財務報表附註

FOR THE SIX MONTHS ENDED 30 JUNE 2022 截至二零二二年六月三十日止六個月

### 32. FAIR VALUE MEASUREMENT (Continued)

Fair value of the Group's financial assets and financial liabilities that are measured at fair value on a recurring basis (Continued)

### 32. 公允值計量 (續)

按經常性基準以公允值計量的本集團金融資產及金融負債的公允值 (續)

Financial assets/liabilities 金融資產／負債	Fair value as at 於以下日期的公允值		Fair value hierarchy 公允值等級	Valuation technique and key inputs 估值法及主要輸入數據
	30 June 2022 (unaudited) 二零二二年六月三十日 (未經審核)	31 December 2021 (audited) 二零二一年十二月三十一日 (經審核)		
Unlisted equity investments 非上市股權投資	<b>Equity instruments at FVTOCI: RMB139,288,000</b> 按公允值計入其他全面收益的權益工具： 人民幣139,288,000元	Equity instruments at FVTOCI: RMB67,331,000 按公允值計入其他全面收益的權益工具： 人民幣67,331,000元	Level 3 第三級	Backsolve from recent transaction price 從近期交易價的倒推
Unlisted equity investments 非上市股權投資	<b>Equity instruments at FVTOCI: nil</b> 按公允值計入其他全面收益的權益工具：無	Equity instruments at FVTOCI: RMB57,911,000 按公允值計入其他全面收益的權益工具： 人民幣57,911,000元	Level 3 第三級	Income approach 收入法  Key unobservable inputs: (1) Long-term revenue growth rates, taking into account of management's experience and knowledge of market conditions of the specific industry; (2) Weighted average cost of capital (Note c)  主要不可觀察輸入數據： (1) 長期收入增長率，經考慮管理層的經驗及對某行業市況的認知； (2) 加權平均資本成本(附註c)

# Notes to the Condensed Consolidated Financial Statements

## 簡明綜合財務報表附註

FOR THE SIX MONTHS ENDED 30 JUNE 2022 截至二零二二年六月三十日止六個月

### 32. FAIR VALUE MEASUREMENT (Continued)

#### Fair value of the Group's financial assets and financial liabilities that are measured at fair value on a recurring basis (Continued)

Note a: The higher the volatility of the foreign exchange rate, the higher the fair value.

Note b: The higher the revenue growth rate, the higher the fair value. The higher the P/S multiples, the higher the fair value.

Note c: The higher the long-term revenue growth, the higher the fair value. The higher the weighted average cost of capital, the lower the fair value.

There is no transfer among Level 1, 2 and 3 during the period.

### 32. 公允值計量 (續)

#### 按經常性基準以公允值計量的本集團金融資產及金融負債的公允值 (續)

附註a: 匯率愈波動，公允值愈高。

附註b: 收入增長率愈高，公允值愈高。市銷率倍數愈高，公允值愈高。

附註c: 長期收益增長愈高，公允值愈高；加權平均資本成本愈高，公允值愈低。

期內第一、二級與第三級之間並無轉移。

# Notes to the Condensed Consolidated Financial Statements

## 簡明綜合財務報表附註

FOR THE SIX MONTHS ENDED 30 JUNE 2022 截至二零二二年六月三十日止六個月

### 32. FAIR VALUE MEASUREMENT (Continued)

**Fair value of the Group's financial assets and financial liabilities that are measured at fair value on a recurring basis (Continued)**

Reconciliation of Level 3 fair value measurements of financial assets

### 32. 公允值計量 (續)

按經常性基準以公允值計量的本集團金融資產及金融負債的公允值 (續)

金融資產的第三級公允值計量的對賬

	Foreign currency options contracts  外匯期權合約 RMB'000 人民幣千元	FVTOCI 按公允值計入 其他全面收益 RMB'000 人民幣千元	FVTPL 按公允值計入 損益 RMB'000 人民幣千元	Total  總額 RMB'000 人民幣千元
At 1 January 2021 (audited)				
於二零二一年一月一日 (經審核)	(93,155)	134,609	133,352	174,806
Total gains (losses) 收益 (虧損) 總額	91,224	—	(8,151)	83,073
– in profit or loss – 於損益	91,224	—	(8,151)	83,073
Purchases 購買	—	38,848	20	38,868
Settlements 結算	—	—	(31,062)	(31,062)
At 30 June 2021 (unaudited)				
於二零二一年六月三十日 (未經審核)	(1,931)	173,457	94,159	265,685
At 1 January 2022 (audited)				
於二零二二年一月一日 (經審核)	(4,087)	178,762	19,518	194,193
Total (losses) gains (虧損) 收益總額	(7,942)	1,460	—	(6,482)
– in profit or loss – 於損益	(7,942)	—	—	(7,942)
– in other comprehensive income – 於其他全面收益	—	1,460	—	1,460
Purchases 購買	—	3,500	—	3,500
At 30 June 2022 (unaudited)				
於二零二二年六月三十日 (未經審核)	(12,029)	183,722	19,518	191,211

The Directors of the Company consider that the carrying amounts of financial assets and financial liabilities measured at amortised cost in the condensed consolidated financial statements approximate their fair values.

本公司董事認為，在簡明綜合財務報表中按攤銷成本計量的金融資產及金融負債的賬面值與其公允值相若。

## APPENDIX II

### RECENT DEVELOPMENTS IN THE ISSUER'S BUSINESS

*This section supersedes in its entirety the section in the Base Listing Document entitled "Information Relating to UBS AG".*

#### 1. Overview

UBS AG ("**Issuer**") with its subsidiaries (together, "**UBS AG consolidated**", or "**UBS AG Group**"; together with UBS Group AG, which is the holding company of UBS AG, and its subsidiaries, "**UBS Group**", "**Group**", "**UBS**" or "**UBS Group AG consolidated**") provides financial advice and solutions to private, institutional and corporate clients worldwide, as well as private clients in Switzerland. The operational structure of the Group is comprised of the Group Functions and four business divisions: Global Wealth Management, Personal & Corporate Banking, Asset Management and the Investment Bank.

On 30 September 2022, UBS Group's common equity tier 1 ("**CET1**") capital ratio was 14.4%, the CET1 leverage ratio was 4.51%, and the total loss-absorbing capacity ratio was 33.7%.<sup>1</sup> On the same date, invested assets stood at USD 3,706 billion, equity attributable to shareholders was USD 55,756 million and market capitalisation was USD 46,674 million. On the same date, UBS employed 72,009 people.<sup>2</sup>

On 30 September 2022, UBS AG consolidated CET1 capital ratio was 13.6%, the CET1 leverage ratio was 4.25%, and the total loss-absorbing capacity ratio was 32.8%.<sup>1</sup> On the same date, invested assets stood at USD 3,706 billion and equity attributable to UBS AG shareholders was USD 54,610 million. On the same date, UBS AG Group employed 47,429 people.<sup>2</sup>

The rating agencies S&P Global Ratings Europe Limited ("**S&P**"), Moody's Deutschland GmbH ("**Moody's**"), and Fitch Ratings Limited ("**Fitch**") have published solicited credit ratings reflecting their assessment of the creditworthiness of UBS AG, i.e. its ability to fulfil in a timely manner payment obligations, such as principal or interest payments on long-term loans, also known as debt servicing. The ratings from Fitch and S&P may be attributed a plus or minus sign, and those from Moody's a number. These supplementary attributes indicate the relative position within the respective rating class. UBS AG has a long-term counterparty credit rating of A+ from S&P, long-term senior debt rating of Aa3 from Moody's, and long-term issuer default rating of AA- from Fitch.

An explanation of the significance of ratings may be obtained from the rating agencies. Generally, rating agencies base their ratings on such material and information, and such of their own investigations, studies and assumptions, as they deem appropriate. The ratings of UBS AG should be evaluated independently from similar ratings of other entities, and from the rating, if any, of its securities. A credit rating is not a recommendation to buy, sell or hold securities issued or guaranteed by the rated entity and may be subject to review, revision, suspension, reduction or withdrawal at any time by the assigning rating agency. Fitch is established in the UK and registered under Regulation (EU) No 1060/2009 as it forms part of domestic law of the UK by virtue of the EUWA (the "**UK CRA Regulation**") and currently appears on the list of credit rating agencies registered or certified with the Financial Conduct Authority published on its website [www.fca.org.uk/markets/credit-rating-agencies/registered-certified-cras](http://www.fca.org.uk/markets/credit-rating-agencies/registered-certified-cras). Ratings given by Fitch are endorsed by Fitch Ratings Ireland Limited, which is established in the EEA and registered under Regulation (EU) No 1060/2009, as amended (the "**EU CRA Regulation**") and currently appears on the list of credit ratings agencies published by ESMA on its website [www.esma.europa.eu](http://www.esma.europa.eu) in accordance with the EU CRA Regulation.

<sup>1</sup> All figures based on the Swiss systemically relevant bank framework. Refer to the "Capital management" section of the Annual Report 2021 and of the UBS Group Third Quarter 2022 Report for more information.

<sup>2</sup> Full-time equivalents.

S&P and Moody's are established in the European Union and registered under the EU CRA Regulation and currently appear on the list of credit ratings agencies published by ESMA on its website in accordance with the EU CRA Regulation. Ratings given by S&P and Moody's are endorsed by Standard & Poor's Global Ratings UK Limited and Moody's Investors Service Ltd, respectively, which are established in the UK and registered under the UK CRA Regulation and currently appear on the list of credit rating agencies registered or certified with the FCA published on its website.

No profit forecasts or estimates are included in this document.

No recent events particular to the Issuer have occurred which are to a material extent relevant to the evaluation of the Issuer's solvency.

## **2. Information about the Issuer**

### **2.1 Corporate Information**

The legal and commercial name of the Issuer is UBS AG.

The Issuer was incorporated under the name SBC AG on 28 February 1978 for an unlimited duration and entered in the Commercial Register of Canton Basel-City on that day. On 8 December 1997, the Issuer changed its name to UBS AG. The Issuer in its present form was created on 29 June 1998 by the merger of Union Bank of Switzerland (founded 1862) and Swiss Bank Corporation (founded 1872). UBS AG is entered in the Commercial Registers of Canton Zurich and Canton Basel-City. The registration number is CHE-101.329.561.

UBS AG is incorporated and domiciled in Switzerland and operates under the Swiss Code of Obligations as an Aktiengesellschaft, a corporation limited by shares. UBS AG's Legal Entity Identifier (LEI) code is BFM8T61CT2L1QCEMIK50.

According to article 2 of the articles of association of UBS AG dated 26 April 2018 ("**Articles of Association**"), the purpose of UBS AG is the operation of a bank. Its scope of operations extends to all types of banking, financial, advisory, trading and service activities in Switzerland and abroad. UBS AG may establish branches and representative offices as well as banks, finance companies and other enterprises of any kind in Switzerland and abroad, hold equity interests in these companies, and conduct their management. UBS AG is authorized to acquire, mortgage and sell real estate and building rights in Switzerland and abroad. UBS AG may borrow and invest money on the capital markets. UBS AG is part of the group of companies controlled by the group parent company UBS Group AG. It may promote the interests of the group parent company or other group companies. It may provide loans, guarantees and other kinds of financing and security for group companies.

The addresses and telephone numbers of UBS AG's two registered offices and principal places of business are: Bahnhofstrasse 45, CH-8001 Zurich, Switzerland, telephone +41 44 234 1111; and Aeschenvorstadt 1, CH-4051 Basel, Switzerland, telephone +41 61 288 5050.

### **2.2 UBS's borrowing and funding structure and financing of UBS's activities**

For information on UBS's expected financing of its business activities, please refer to "*Liquidity and funding management*" in the "*Capital, liquidity and funding, and balance sheet*" section of the Annual Report 2021.

## **3. Business Overview**

### **3.1 Organisational Structure of the Issuer**

UBS AG is a Swiss bank and the parent company of the UBS AG Group. It is 100% owned by UBS Group AG, which is the holding company of the UBS Group. UBS operates as a group with four business divisions and Group Functions.



In 2014, UBS began adapting its legal entity structure in response to too-big-to-fail requirements and other regulatory initiatives. First, UBS Group AG was established as the ultimate parent holding company for the Group. In 2015, UBS AG transferred its personal & corporate banking and Swiss-booked wealth management businesses to the newly established UBS Switzerland AG, a banking subsidiary of UBS AG in Switzerland. That same year, UBS Business Solutions AG, a wholly owned subsidiary of UBS Group AG, was established and acts as the Group service company. In 2016, UBS Americas Holding LLC became the intermediate holding company for UBS's US subsidiaries and UBS's wealth management subsidiaries across Europe were merged into UBS Europe SE, UBS's German-headquartered European subsidiary. In 2019, UBS Limited, UBS's UK headquartered subsidiary, was merged into UBS Europe SE.

UBS Group AG's interests in subsidiaries and other entities as of 31 December 2021, including interests in significant subsidiaries, are discussed in "Note 29 Interests in subsidiaries and other entities" to the UBS Group AG's consolidated financial statements included in the UBS Group AG and UBS AG Annual Report 2021 published on 07 March 2022 ("**Annual Report 2021**").

UBS AG's interests in subsidiaries and other entities as of 31 December 2021, including interests in significant subsidiaries, are discussed in "Note 29 Interests in subsidiaries and other entities" to the UBS AG's consolidated financial statements included in the Annual Report 2021.

UBS AG is the parent company of, and conducts a significant portion of its operations through, its subsidiaries. UBS AG has contributed a significant portion of its capital and provides substantial liquidity to subsidiaries. In addition, UBS Business Solutions AG provides substantial services to group companies including UBS AG and its subsidiaries. To this extent, UBS AG is dependent on certain of the entities of the UBS AG Group and of the UBS Group.

### **3.2 Principal activities**

UBS businesses are organised globally into four business divisions: Global Wealth Management, Personal & Corporate Banking, Asset Management, and the Investment Bank. All four business divisions are supported by Group Functions. Each of the business divisions and Group Functions are described below. A description of the businesses, organisational structures, products and services and targeted markets of the business divisions and Group Functions can be found under "*Our businesses*" in the "*Our strategy, business model and environment*" section of the Annual Report 2021.

- *Global Wealth Management* provides financial services, advice and solutions to private clients, in particular in the ultrahigh net worth and high net worth segments. Its offering ranges from investment management to estate planning and corporate finance advice, in addition to specific wealth management products and services. The business division is managed globally across the regions.
- *Personal & Corporate Banking* serves its private, corporate, and institutional clients' needs, from basic banking to retirement, financing, investments and strategic transactions, in Switzerland, through its branch network and digital channels.
- *Asset Management* is a large-scale and diversified global asset manager. It offers investment capabilities and styles across all major traditional and alternative asset classes, as well as advisory support to institutions, wholesale intermediaries and wealth management clients globally.
- *The Investment Bank* provides a range of services to institutional, corporate and wealth management clients globally, to help them raise capital, grow their businesses, invest and manage risks. Its offerings include advisory services, facilitating clients raising debt and equity

from the public and private markets and capital markets, cash and derivatives trading across equities and fixed income, and financing.

- *Group Functions* is made up of the following major areas: Group Services (which consists of Technology, Corporate Services, Human Resources, Finance, Legal, Risk Control, Compliance, Regulatory & Governance, Communications & Branding and Group Sustainability and Impact), Group Treasury and Non-core and Legacy Portfolio.

### 3.3 Competition

The financial services industry is characterised by intense competition, continuous innovation, restrictive, detailed, and sometimes fragmented regulation and ongoing consolidation. UBS faces competition at the level of local markets and individual business lines, and from global financial institutions that are comparable to UBS in their size and breadth, as well as competition from new technology-based market entrants, which may not be subject to the same level of regulation. Barriers to entry in individual markets and pricing levels are being eroded by new technology. UBS expects these trends to continue and competition to increase.

Any statements regarding the competitive position of UBS AG, UBS AG Group or the Group contained in this document are made on the basis of the opinion of UBS AG or the Group.

### 3.4 Recent Developments

#### 3.4.1 UBS AG consolidated key figures

UBS AG derived the selected consolidated financial information included in the table below for the years ended 31 December 2021, 2020 and 2019 from the Annual Report 2021, except where noted. The selected consolidated financial information included in the table below for the nine months ended 30 September 2022 and 30 September 2021 was derived from the UBS AG Third Quarter 2022 Report.

The consolidated financial statements were prepared in accordance with International Financial Reporting Standards (“**IFRS**”) issued by the International Accounting Standards Board (“**IASB**”). Information for the years ended 31 December 2021, 2020 and 2019 which is indicated as being unaudited in the table below was included in the Annual Report 2021, but has not been audited on the basis that the respective disclosures are not required under IFRS, and therefore are not part of the audited financial statements. Prospective investors should read the whole of this document, the Annual Report 2021 and the UBS AG Third Quarter 2022 Report and should not rely solely on the summarized information set out below.

	As of or for the nine months ended		As of or for the year ended		
<i>USD million, except where indicated</i>	30.9.22	30.9.21	31.12.21	31.12.20	31.12.19
	<i>unaudited</i>		<i>audited, except where indicated</i>		
Results					
Income statement					
Total revenues <sup>1</sup>	26,838	27,008	35,828	33,474	29,385
Net interest income	4,946	4,860	6,605	5,788	4,415
Net fee and commission income	14,664	16,897	22,438	19,207	17,460
Other net income from financial instruments measured at fair value through profit or loss	5,637	4,480	5,844	6,930	6,833

Credit loss expense / (release)	22	(121)	(148)	695	78
Operating expenses	19,644	19,785	27,012	25,081	24,138
Operating profit / (loss) before tax	7,171	7,345	8,964	7,699	5,169
Net profit / (loss) attributable to shareholders	5,566	5,777	7,032	6,196	3,965

#### Balance sheet <sup>2</sup>

Total assets	1,111,926		1,116,145	1,125,327	971,927
Total financial liabilities measured at amortized cost	682,047		744,762	732,364	617,429
<i>of which: customer deposits</i>	498,239		544,834	527,929	450,591
<i>of which: debt issued measured at amortized cost</i>	55,425		82,432	85,351	62,835
<i>of which: subordinated debt</i>	2,959		5,163	7,744	7,431
Total financial liabilities measured at fair value through profit or loss	365,946		300,916	325,080	291,452
<i>of which: debt issued designated at fair value</i>	67,696		71,460	59,868	66,592
Loans and advances to customers	374,747		398,693	380,977	327,992
Total equity	54,941		58,442	58,073	53,896
Equity attributable to shareholders	54,610		58,102	57,754	53,722

#### Profitability and growth

Return on equity (%) <sup>3</sup>	13.2	13.6	12.3*	10.9*	7.4*
Return on tangible equity (%) <sup>4</sup>	14.8	15.3	13.9*	12.4*	8.5*
Return on common equity tier 1 capital (%) <sup>5</sup>	17.7	19.5	17.6*	16.6*	11.3*
Return on leverage ratio denominator, gross (%) <sup>6, 7</sup>	3.4	3.5	3.4*	3.4*	3.2*
Cost / income ratio (%) <sup>8</sup>	73.2	73.3	75.4*	74.9*	82.1*
Net profit growth (%) <sup>9</sup>	(3.6)	24.7	13.5*	56.3*	(3.4)*

#### Resources

Common equity tier 1 capital <sup>10</sup>	42,064	41,356	41,594	38,181	35,233*
Risk-weighted assets <sup>10</sup>	308,571	299,612	299,005*	286,743*	257,831*
Common equity tier 1 capital ratio (%) <sup>10</sup>	13.6	13.8	13.9*	13.3*	13.7*
Going concern capital ratio (%) <sup>10</sup>	18.1	18.5	18.5*	18.3*	18.3*
Total loss-absorbing capacity ratio (%) <sup>10</sup>	32.8	32.6	33.3*	34.2*	33.9*
Leverage ratio denominator <sup>6, 10</sup>	989,909	1,044,438	1,067,679*	1,036,771*	911,228*
Common equity tier 1 leverage ratio (%) <sup>6, 10</sup>	4.25	3.96	3.90*	3.68*	3.87*

#### Other

Invested assets (USD billion) <sup>11</sup>	3,706	4,432	4,596	4,187	3,607
Personnel (full-time equivalents)	47,429	47,293	47,067*	47,546*	47,005*

---

\* unaudited

<sup>1</sup> Effective from the second quarter of 2022, *Operating income* has been renamed *Total revenues* and excludes *Credit loss expense / (release)*, which is now presented separately on the Income statement. Prior-period information reflects the new presentation structure, with no effect on *Operating profit / (loss) before tax* and *Net profit / (loss) attributable to shareholders*.

<sup>2</sup> Except for *Total assets*, *Total equity* and *Equity attributable to shareholders*, balance sheet information for year ended 31 December 2019 is derived from the Annual Report 2020.

<sup>3</sup> Calculated as annualized net profit attributable to shareholders divided by average equity attributable to shareholders. This measure provides information about the profitability of the business in relation to equity.

<sup>4</sup> Calculated as annualized net profit attributable to shareholders divided by average equity attributable to shareholders less average goodwill and intangible assets. This measure provides information about the profitability of the business in relation to tangible equity.

<sup>5</sup> Calculated as annualized net profit attributable to shareholders divided by average common equity tier 1 capital. This measure provides information about the profitability of the business in relation to common equity tier 1 capital.

<sup>6</sup> Leverage ratio denominators and leverage ratios for year 2020 do not reflect the effects of the temporary exemption that applied from 25 March 2020 until 1 January 2021 and was granted by FINMA in connection with COVID-19.

<sup>7</sup> Calculated as annualized total revenues divided by average leverage ratio denominator. This measure provides information about the revenues of the business in relation to the leverage ratio denominator.

<sup>8</sup> Calculated as operating expenses divided by total revenues. This measure provides information about the efficiency of the business by comparing operating expenses with gross income.

<sup>9</sup> Calculated as the change in net profit attributable to shareholders from continuing operations between current and comparison periods divided by net profit attributable to shareholders from continuing operations of the comparison period. This measure provides information about profit growth since the comparison period.

<sup>10</sup> Based on the applicable Swiss systemically relevant bank framework as of 1 January 2020.

<sup>11</sup> Consists of invested assets for Global Wealth Management, Asset Management and Personal & Corporate Banking. Calculated as the sum of managed fund assets, managed institutional assets, discretionary and advisory wealth management portfolios, fiduciary deposits, time deposits, savings accounts, and wealth management securities or brokerage accounts. This measure provides information about the volume of client assets managed by or deposited with UBS for investment purposes.

### 3.4.2 Regulatory, legal and other developments

Refer to “*Recent developments*” in the UBS Group First Quarter 2022 Report, in the UBS Group Second Quarter 2022 Report and in the UBS Group Third Quarter 2022 Report, as well as to “*Our environment*” and “*Regulatory and legal developments*” in the Annual Report 2021, for further information on key regulatory, legal and other developments.

## 3.5 Trend Information

For information on trends, refer to “*Outlook*” under “*Group performance*”, and to “*Country risk*” and “*Non-financial risk*” under “*Risk management and control*” in the UBS Group Third Quarter 2022 Report, as well as to the “*Our environment*” section, and to “*Top and emerging risks*” and “*Country risk*” in the “*Risk management and control*” section of the Annual Report 2021. In addition, please refer to the “*Risk factors*” and the “*Recent Developments*” sections of this document for more information.

#### 4. Administrative, Management and Supervisory Bodies of the Issuer

UBS AG complies with all relevant Swiss legal and regulatory corporate governance requirements. As a foreign private issuer with debt securities listed on the New York Stock Exchange (“**NYSE**”), UBS AG also complies with the relevant NYSE corporate governance standards applicable to foreign private issuers.

UBS AG operates under a strict dual board structure, as mandated by Swiss banking law. The Board of Directors (“**BoD**”) exercises the ultimate supervision over management, whereas the Executive Board (“**EB**”), headed by the President of the Executive Board (“**President of the EB**”), has executive management responsibility. The functions of Chairman of the BoD and President of the EB are assigned to two different people, ensuring a separation of power. This structure establishes checks and balances and preserves the institutional independence of the BoD from the executive management of UBS AG Group, for which responsibility is delegated to the EB under the leadership of the President of the EB. No member of one board may simultaneously be a member of the other.

Supervision and control of the EB remain with the BoD. The authorities and responsibilities of the two bodies are governed by the Articles of Association and the Organization Regulations of UBS AG.

##### 4.1 Board of Directors

The BoD consists of between 5 and 12 members. All the members of the BoD are elected individually by the shareholders at the Annual General Meeting (“**AGM**”) for a term of office of one year, which expires after the completion of the next AGM. Shareholders also elect the Chairman upon proposal of the BoD.

The BoD meets as often as business requires, and at least six times a year.

##### 4.1.1 Members of the Board of Directors

The current members of the BoD are listed below.

Member	Title	Term of office	Current principal activities outside UBS AG
Colm Kelleher	Chairman	2023	Chairman of the Board of Directors of UBS Group AG; member of the board of Norfolk Southern Corporation (chair of the risk and finance committee); member of the Board of Directors of the Bretton Woods Committee; member of the board of the Swiss Finance Council; member of the board of Americans for Oxford; member of the Oxford Chancellor's Court of Benefactors; member of the Advisory Council of the British Museum; member of the International Advisory Council of the China Securities Regulatory Commission; member of the European Financial Services Round Table; member of the European Banking Group; member of the International Monetary Conference.
Lukas Gähwiler	Vice Chairman	2023	Vice Chairman of the Board of Directors of UBS Group AG; vice chairman of the Board of Directors of Pilatus Aircraft Ltd; member of the Board of Directors of Ringier AG; member of the Board of Directors of Opernhaus Zürich AG; vice chairman of the Swiss Bankers Association; chairman of the Employers Association of Banks in Switzerland; member of the Board of Directors of the Swiss Employers Association; member of the Board of economiesuisse; chairman of the Foundation Board of the UBS Pension Fund; member of the Foundation Council of the UBS

			Center for Economics in Society; and member of the board of the Swiss Finance Council.
Jeremy Anderson	Member	2023	Senior Independent Director of the Board of Directors of UBS Group AG; board member of Prudential plc; trustee of the UK's Productivity Leadership Group; trustee of Kingham Hill Trust; trustee of St. Helen Bishopsgate.
Claudia Böckstiegel	Member	2023	Member of the Board of Directors of UBS Group AG; General Counsel and member of the Enlarged Executive Committee of Roche Holding AG.
William C. Dudley	Member	2023	Member of the Board of Directors of UBS Group AG; member of the board of Trelia LLC; senior advisor to the Griswold Center for Economic Policy Studies at Princeton University; member of the Group of Thirty; member of the Council on Foreign Relations; chair of the Bretton Woods Committee board of directors; member of the board of the Council for Economic Education.
Patrick Firmenich	Member	2023	Member of the Board of Directors of UBS Group AG; chairman of the board of Firmenich International SA; chairman of Firmenich SA; member of the board of Jacobs Holding AG; member of the Board of INSEAD and INSEAD World Foundation; member of the Advisory Council of the Swiss Board Institute.
Fred Hu	Member	2023	Member of the Board of Directors of UBS Group AG; founder, chairman and CEO of Primavera Capital Group; non-executive chairman of the board of Yum China Holdings (chair of the nomination and governance committee); board member of Industrial and Commercial Bank of China; chairman of Primavera Capital Ltd; member of the Board of Ant Group; board member of Minsheng Financial Leasing Co.; trustee of the China Medical Board; Governor of the Chinese International School in Hong Kong SAR; co-chairman of the Nature Conservancy Asia Pacific Council; member of the Board of Trustees of the Institute for Advanced Study; director and member of the Executive Committee of China Venture Capital and Private Equity Association Ltd.
Mark Hughes	Member	2023	Member of the Board of Directors of UBS Group AG; chair of the Board of Directors of the Global Risk Institute; visiting lecturer at the University of Leeds; senior advisor to McKinsey & Company.
Nathalie Rachou	Member	2023	Member of the Board of Directors of UBS Group AG; member of the board of Euronext N.V. (chair of the remuneration committee); member of the board of Veolia Environnement SA (chair of the audit committee); member of the board of the African Financial Institutions Investment Platform.
Julie G. Richardson	Member	2023	Member of the Board of Directors of UBS Group AG; member of the board of Yext (chair of the audit committee); member of the board of Datalog (chair of the audit committee); member of the Board of Fivetran; ; member of the Board of Coalition, Inc.
Dieter Wemmer	Member	2023	Member of the Board of Directors of UBS Group AG; board member of Ørsted A/S (chair of the audit and risk committee); chairman of Marco Capital Holdings Limited, Malta and subsidiaries; member of the Berlin Center of Corporate Governance.

Jeanette Wong	Member	2023	Member of the Board of Directors of UBS Group AG; member of the board of Prudential plc; member of the board of Singapore Airlines Limited; member of the Board Risk Committee of GIC Pte Ltd; board member of Jurong Town Corporation; board member of PSA International; chairman of the CareShield Life Council; member of the Securities Industry Council; member of the Board of Trustees of the National University of Singapore.
---------------	--------	------	---

## 4.2 Executive Board (“EB”)

Under the leadership of the President of the EB, the EB has executive management responsibility for UBS AG and its business. All EB members (with the exception of the President of the EB) are proposed by the President of the EB. The appointments are made by the BoD.

### 4.2.1 Members of the Executive Board

The current members of the EB are listed below.

Member and business address	Function	Current principal activities outside UBS AG
Ralph Hamers  UBS AG, Bahnhofstrasse 45, CH-8001 Zurich	President of the Executive Board	Member of the Group Executive Board and Group Chief Executive Officer of UBS Group AG; member of the Board of the Swiss-American Chamber of Commerce; member of the Institut International D'Etudes Bancaires; member of the IMD Foundation Board; member of the McKinsey Advisory Council; member of the World Economic Forum International Business Council; Governor of the Financial Services/Banking Community of the World Economic Forum ; member of the International Advisory Panel, Monetary Authority of Singapore.
Christian Bluhm  UBS AG, Bahnhofstrasse 45, CH-8001 Zurich	Chief Risk Officer	Member of the Group Executive Board and Group Chief Risk Officer of UBS Group AG; chairman of the Board of Christian Bluhm Photography AG; board member of UBS Switzerland AG; member of the Foundation Board of the UBS Pension Fund; member of the Foundation Board – International Financial Risk Institute.
Mike Dargan  UBS AG, Bahnhofstrasse 45, CH-8001 Zurich	Chief Digital and Information Officer	Member of the Group Executive Board and Group Chief Digital and Information Officer of UBS Group AG; President of the Executive Board and board member of UBS Business Solutions AG; member of the Board of Directors of Done Next Holdings AG; member of the Board of Trustees of the Inter-Community School Zurich; member of the Board of Governors of the International Baccalaureate.
Suni Harford  UBS AG, 1285 Avenue of the Americas, New York, NY 10019 USA	President Asset Management	Member of the Group Executive Board and President Asset Management of UBS Group AG; chairman of the Board of Directors of UBS Asset Management AG; chair of the Board of UBS Optimus Foundation; member of the Leadership Council of the Bob Woodruff Foundation.

<p>Naureen Hassan</p> <p>UBS AG, 1285 Avenue of the Americas, New York, NY 10019 USA</p>	<p>President UBS Americas</p>	<p>Member of the Group Executive Board and President UBS Americas of UBS Group AG; CEO of UBS Americas Holding LLC.</p>
<p>Robert Karofsky</p> <p>UBS AG, 1285 Avenue of the Americas, New York, NY 10019, USA</p>	<p>President Investment Bank</p>	<p>Member of the Group Executive Board and President Investment Bank of UBS Group AG; member of the board of UBS Americas Holding LLC; member of the board of UBS Optimus Foundation; trustee of the UBS Americas Inc. Political Action Committee.</p>
<p>Iqbal Khan</p> <p>UBS AG, Bahnhofstrasse 45, CH-8001 Zurich</p>	<p>President Global Wealth Management and President UBS Europe, Middle East and Africa</p>	<p>Member of the Executive Board, President Global Wealth Management and President UBS Europe, Middle East and Africa of UBS Group AG; member of the Supervisory Board of UBS Europe SE; member of the board of UBS Optimus Foundation; board member of Room to Read Switzerland.</p>
<p>Edmund Koh</p> <p>UBS AG, One Raffles Quay North Tower, Singapore 048583</p>	<p>President UBS Asia Pacific</p>	<p>Member of the Group Executive Board and President UBS Asia Pacific of UBS Group AG; member of the Board of Trustees of the Wealth Management Institute, Singapore; board member of Next50 Limited, Singapore; board member of Medico Suites (S) Pte Ltd; member of a sub-committee of the Singapore Ministry of Finance's Committee on the Future Economy; member of the Financial Centre Advisory Panel of the Monetary Authority of Singapore; council member of the Asian Bureau of Finance and Economic Research; trustee of the Cultural Matching Fund, Singapore; member of University of Toronto's International Leadership Council for Asia.</p>
<p>Barbara Levi</p> <p>UBS AG, Bahnhofstrasse 45, CH-8001 Zurich</p>	<p>General Counsel</p>	<p>Member of the Group Executive Board and Group General Counsel of UBS Group AG; member of the Employers' Board of the Global Institute for Women's Leadership, King's College London; member of the Board of Directors of the European General Counsel Association; member of the Legal Committee of the Swiss-American Chamber of Commerce.</p>
<p>Markus Ronner</p> <p>UBS AG, Bahnhofstrasse 45, CH-8001 Zurich</p>	<p>Chief Compliance and Governance Officer</p>	<p>Member of the Group Executive Board and Group Chief Compliance and Governance Officer of UBS Group AG; chairman of the Board of Directors of UBS Switzerland AG.</p>
<p>Sarah Youngwood</p> <p>UBS AG, Bahnhofstrasse 45, CH-8001 Zurich</p>	<p>Chief Financial Officer</p>	<p>Member of the Group Executive Board and Group Chief Financial Officer of UBS Group AG; member of the Board of UBS Business Solutions AG; Advisory Board Member – Wall Street Women's Alliance.</p>



### 4.3 Potential Conflicts of Interest

Members of the BoD and the EB may act as directors or executive officers of other companies (for current principal positions outside UBS AG, if any, of BoD and EB members, please see sections 4.1.1 and 4.2.1 above, respectively) and may have economic or other private interests that differ from those of UBS AG. Conflicts of interest may potentially arise from these positions or interests. For example, it cannot be excluded that a member of the BoD or EB has or will have a function within a company, the shares of which are or will be traded by UBS AG or which has or will have a business relationship with UBS AG. UBS AG is confident that its internal corporate governance practices and its compliance with relevant legal and regulatory provisions reasonably ensure that any conflicts of interest of the type described above are appropriately managed, including through disclosure when appropriate.

Other than as indicated above, UBS is not aware of potential conflicts of interests between any duties to the Issuer of the members of the BoD and the EB and their private interests or other duties.

## 5. Auditors

Based on article 31 of the Articles of Association, UBS AG shareholders elect the auditors for a term of office of one year. At the AGMs of 27 April 2020, 7 April 2021 and 5 April 2022, Ernst & Young Ltd., Aeschengraben 27, 4051 Basel, Switzerland ("**Ernst & Young**") was elected as auditor for the consolidated and standalone financial statements of UBS AG for a one-year term.

Ernst & Young is a member of EXPERTsuisse, the Swiss Expert Association for Audit, Tax and Fiduciary. Ernst & Young is also registered with the Swiss Federal Audit Oversight Authority, which is responsible for the licensing and supervision of audit firms and individuals that provide audit services in Switzerland.

## 6. Major Shareholders of the Issuer

UBS Group AG owns 100% of the outstanding shares of UBS AG. UBS AG is a wholly owned subsidiary of UBS Group AG. While UBS has no specific corporate measures intended to prevent abuse of control to the detriment of minority shareholders, UBS has adopted a comprehensive and integrated governance framework which takes into account the specific requirements of each relevant jurisdiction. This governance framework includes separate articles of association and organizational regulations for UBS Group AG and UBS AG. In addition, as UBS AG is regulated as a bank in Switzerland, it is subject to capital regulation and close supervisory oversight. This includes the general requirement under Swiss law that contracts of UBS AG with affiliates are subject to an arm's length principle of negotiation.

## 7. Financial Information concerning the Issuer's Assets and Liabilities, Financial Position and Profits and Losses

### 7.1 Historical Annual Financial Information

Detailed information about UBS AG consolidated and UBS AG assets and liabilities, financial position and profits and losses for financial year 2021 is available in the section "*UBS AG consolidated financial statements*" of the Annual Report 2021 and in the UBS AG's standalone financial statements for the year ended 31 December 2021 (the "**Standalone Financial Statements 2021**"), respectively; and for financial year 2020 it is available in the "*UBS AG consolidated financial statements*" section of the UBS Group AG and UBS AG annual report 2020, published on 5 March 2021 ("**Annual Report 2020**") and in the UBS AG's standalone financial statements for the year ended 31 December 2020 published on 5 March 2021 (the "**Standalone Financial Statements 2020**"). The consolidated and standalone financial accounts are closed on 31 December of each year.

The annual financial reports form an essential part of UBS AG's reporting. They include the audited consolidated financial statements of UBS AG, prepared in accordance with International Financial Reporting Standards, as issued by the International Accounting Standards Board. The annual reports also include discussions and analysis of the consolidated financial and business results of UBS, its business divisions and Group Functions. In addition, UBS AG prepares and publishes standalone financial statements in accordance with Swiss GAAP, as well as certain additional disclosures required under US Securities and Exchange Commission regulations.

## **7.2 Auditing of Historical Annual Financial Information**

The consolidated financial statements and the standalone financial statements of UBS AG for the financial years 2021 and 2020 were audited by Ernst & Young. The reports of the auditors on the consolidated financial statements can be found on pages 422-428 (inclusive) of the Annual Report 2021 and on pages 417-428 (inclusive) of the Annual Report 2020. The reports of the auditors on the standalone financial statements of UBS AG can be found on pages 37-42 (inclusive) of the Standalone Financial Statements 2021 and on pages 34-39 (inclusive) of the Standalone Financial Statements 2020.

There are no qualifications in the auditors' reports on the consolidated financial statements of UBS AG and the standalone financial statements of UBS AG for the years ended on 31 December 2021 and 31 December 2020.

## **7.3 Interim Financial Information**

Reference is also made to (i) the UBS Group AG first quarter 2022 report published on 26 April 2022 ("**UBS Group First Quarter 2022 Report**") and the UBS AG first quarter 2022 report published on 29 April 2022 ("**UBS AG First Quarter 2022 Report**"), which contain information on the financial condition and results of operations, including the interim financial statements, of UBS Group AG consolidated and UBS AG consolidated, respectively, as of and for the period ended 31 March 2022; (ii) UBS Group AG second quarter 2022 report published on 26 July 2022 ("**UBS Group Second Quarter 2022 Report**") and the UBS AG second quarter 2022 report published on 29 July 2022 ("**UBS AG Second Quarter 2022 Report**"), which contain information on the financial condition and results of operations, including the interim financial statements, of UBS Group AG consolidated and UBS AG consolidated, respectively, as of and for the period ended 30 June 2022; and (iii) UBS Group AG third quarter 2022 report published on 25 October 2022 ("**UBS Group Third Quarter 2022 Report**") and the UBS AG third quarter 2022 report published on 28 October 2022 ("**UBS AG Third Quarter 2022 Report**"), which contain information on the financial condition and results of operations, including the interim financial statements, of UBS Group AG consolidated and UBS AG consolidated, respectively, as of and for the period ended 30 September 2022. The interim consolidated financial statements are not audited.

## **7.4 Litigation, Regulatory and Similar Matters**

UBS operates in a legal and regulatory environment that exposes it to significant litigation and similar risks arising from disputes and regulatory proceedings. As a result, UBS is involved in various disputes and legal proceedings, including litigation, arbitration, and regulatory and criminal investigations. Such matters are subject to many uncertainties, and the outcome and the timing of resolution are often difficult to predict, particularly in the earlier stages of a case. The uncertainties inherent in all such matters affect the amount and timing of any potential outflows for both matters with respect to which provisions have been established and other contingent liabilities. Litigation, regulatory and similar matters may also result in non-monetary penalties and consequences. A guilty plea to, or conviction of, a crime could have material consequences for UBS. Resolution of regulatory proceedings may require UBS to obtain waivers of regulatory disqualifications to maintain certain

operations, may entitle regulatory authorities to limit, suspend or terminate licenses and regulatory authorizations and may permit financial market utilities to limit, suspend or terminate UBS's participation in such utilities. Failure to obtain such waivers, or any limitation, suspension or termination of licenses, authorizations or participations, could have material consequences for UBS.

Specific litigation, regulatory and other matters, including all such matters that management considers to be material and others that management believes to be of significance due to potential financial, reputational and other effects, are described in "*Note 16 Provisions and contingent liabilities*" to the UBS AG unaudited interim consolidated financial statements included in the UBS AG Third Quarter 2022 Report. The amount of damages claimed, the size of a transaction or other information is provided where available and appropriate in order to assist users in considering the magnitude of potential exposures.

## **7.5 Material Contracts**

Except as otherwise disclosed in this document (including the documents incorporated herein by reference), no material contracts have been entered into outside of the ordinary course of UBS AG's or UBS AG Group's business which could result in any member of the UBS AG Group being under an obligation or entitlement that is material to UBS AG's ability to meet its obligations to the investors in relation to the issued securities.

## **7.6 Significant Changes in the Financial Position and Performance; Material Adverse Change in Prospects**

Except as otherwise indicated in this document (including the documents incorporated herein by reference), no material changes have occurred in UBS AG's assets and liabilities, financial position or profits and losses since 30 September 2022.

## **8. Share Capital**

As reflected in the Articles of Association most recently registered with the Commercial Register of the Canton of Zurich and the Commercial Register of Basel-City, UBS AG has (i) fully paid and issued share capital of CHF 385,840,846.60, divided into 3,858,408,466 registered shares with a par value of CHF 0.10 each (article 4), and (ii) conditional capital in the amount of CHF 38,000,000, comprising 380,000,000 registered shares with a par value of CHF 0.10 each that can be issued upon the voluntary or mandatory exercise of conversion rights and/or warrants (article 4a).

## **9. Documents Available**

The most recent Articles of Association of UBS AG are available on UBS's Corporate Governance website, at [www.ubs.com/governance](http://www.ubs.com/governance). Save as otherwise indicated herein, information on or accessible through the Group's corporate website, [www.ubs.com](http://www.ubs.com), does not form part of and is not incorporated into this document.

**APPENDIX III**

**EXTRACT OF  
THE UNAUDITED CONSOLIDATED FINANCIAL STATEMENTS OF  
UBS AG AND ITS SUBSIDIARIES  
FOR THE THIRD QUARTER ENDED 30 SEPTEMBER 2022**

# UBS AG interim consolidated financial statements (unaudited)

## Income statement

USD m	Note	For the quarter ended			Year-to-date	
		30.9.22	30.6.22	30.9.21	30.9.22	30.9.21
Interest income from financial instruments measured at amortized cost and fair value through other comprehensive income	3	3,081	2,381	2,178	7,607	6,382
Interest expense from financial instruments measured at amortized cost	3	(1,794)	(1,103)	(853)	(3,706)	(2,572)
Net interest income from financial instruments measured at fair value through profit or loss	3	278	356	339	1,045	1,049
Net interest income	3	1,565	1,634	1,664	4,946	4,860
Other net income from financial instruments measured at fair value through profit or loss		1,792	1,620	1,695	5,637	4,480
Fee and commission income	4	4,971	5,235	6,124	16,074	18,369
Fee and commission expense	4	(476)	(450)	(510)	(1,410)	(1,472)
Net fee and commission income	4	4,495	4,785	5,615	14,664	16,897
Other income	5	456	996	237	1,591	772
<b>Total revenues</b>		<b>8,308</b>	<b>9,036</b>	<b>9,210</b>	<b>26,838</b>	<b>27,008</b>
<b>Credit loss expense / (release)</b>	9	<b>(3)</b>	<b>7</b>	<b>(14)</b>	<b>22</b>	<b>(121)</b>
Personnel expenses	6	3,617	3,762	3,951	11,613	12,109
General and administrative expenses	7	2,077	2,364	2,101	6,674	6,312
Depreciation, amortization and impairment of non-financial assets		458	451	459	1,358	1,364
<b>Operating expenses</b>		<b>6,152</b>	<b>6,577</b>	<b>6,512</b>	<b>19,644</b>	<b>19,785</b>
Operating profit / (loss) before tax		2,159	2,452	2,712	7,171	7,345
Tax expense / (benefit)	8	551	478	549	1,577	1,550
<b>Net profit / (loss)</b>		<b>1,608</b>	<b>1,974</b>	<b>2,163</b>	<b>5,594</b>	<b>5,795</b>
Net profit / (loss) attributable to non-controlling interests		9	10	9	28	18
<b>Net profit / (loss) attributable to shareholders</b>		<b>1,598</b>	<b>1,964</b>	<b>2,154</b>	<b>5,566</b>	<b>5,777</b>

## Statement of comprehensive income

USD m	For the quarter ended			Year-to-date	
	30.9.22	30.6.22	30.9.21	30.9.22	30.9.21
<b>Comprehensive income attributable to shareholders</b>					
Net profit / (loss)	1,598	1,964	2,154	5,566	5,777
<b>Other comprehensive income that may be reclassified to the income statement</b>					
<b>Foreign currency translation</b>					
Foreign currency translation movements related to net assets of foreign operations, before tax	(1,097)	(994)	(383)	(2,556)	(1,342)
Effective portion of changes in fair value of hedging instruments designated as net investment hedges, before tax	467	434	174	1,113	676
Foreign currency translation differences on foreign operations reclassified to the income statement	24	8	7	32	(1)
Effective portion of changes in fair value of hedging instruments designated as net investment hedges reclassified to the income statement	(3)	(4)	0	(7)	7
Income tax relating to foreign currency translations, including the impact of net investment hedges	6	5	53	14	59
Subtotal foreign currency translation, net of tax	(603)	(551)	(149)	(1,405)	(601)
<b>Financial assets measured at fair value through other comprehensive income</b>					
Net unrealized gains / (losses), before tax	(3)	(3)	(44)	(445)	(154)
Net realized gains / (losses) reclassified to the income statement from equity	0	0	0	0	(9)
Reclassification of financial assets to Other financial assets measured at amortized cost <sup>1</sup>		449		449	
Income tax relating to net unrealized gains / (losses)	0	(116)	11	(3)	42
Subtotal financial assets measured at fair value through other comprehensive income, net of tax	(3)	330	(33)	0	(121)
<b>Cash flow hedges of interest rate risk</b>					
Effective portion of changes in fair value of derivative instruments designated as cash flow hedges, before tax <sup>2</sup>	(2,053)	(1,298)	(112)	(5,816)	(742)
Net (gains) / losses reclassified to the income statement from equity	16	(149)	(282)	(370)	(804)
Income tax relating to cash flow hedges	373	276	77	1,168	292
Subtotal cash flow hedges, net of tax	(1,664)	(1,171)	(316)	(5,018)	(1,254)
<b>Cost of hedging</b>					
Cost of hedging, before tax	17	21	5	114	(18)
Income tax relating to cost of hedging	(3)	0	0	(3)	0
Subtotal cost of hedging, net of tax	14	21	5	111	(18)
<b>Total other comprehensive income that may be reclassified to the income statement, net of tax</b>	<b>(2,257)</b>	<b>(1,370)</b>	<b>(493)</b>	<b>(6,312)</b>	<b>(1,992)</b>
<b>Other comprehensive income that will not be reclassified to the income statement</b>					
<b>Defined benefit plans</b>					
Gains / (losses) on defined benefit plans, before tax	146	127	15	401	(20)
Income tax relating to defined benefit plans	40	(8)	(10)	14	(6)
Subtotal defined benefit plans, net of tax	186	119	6	415	(25)
<b>Own credit on financial liabilities designated at fair value</b>					
Gains / (losses) from own credit on financial liabilities designated at fair value, before tax	452	296	(98)	1,171	(8)
Income tax relating to own credit on financial liabilities designated at fair value	(116)	(26)	0	(142)	0
Subtotal own credit on financial liabilities designated at fair value, net of tax	335	271	(98)	1,029	(8)
<b>Total other comprehensive income that will not be reclassified to the income statement, net of tax</b>	<b>521</b>	<b>389</b>	<b>(92)</b>	<b>1,444</b>	<b>(34)</b>
<b>Total other comprehensive income</b>	<b>(1,735)</b>	<b>(981)</b>	<b>(584)</b>	<b>(4,868)</b>	<b>(2,026)</b>
<b>Total comprehensive income attributable to shareholders</b>	<b>(137)</b>	<b>982</b>	<b>1,570</b>	<b>698</b>	<b>3,751</b>
<b>Comprehensive income attributable to non-controlling interests</b>					
Net profit / (loss)	9	10	9	28	18
<b>Total other comprehensive income that will not be reclassified to the income statement, net of tax</b>	<b>(17)</b>	<b>(28)</b>	<b>(14)</b>	<b>(27)</b>	<b>(12)</b>
<b>Total comprehensive income attributable to non-controlling interests</b>	<b>(8)</b>	<b>(17)</b>	<b>(5)</b>	<b>1</b>	<b>6</b>
<b>Total comprehensive income</b>					
Net profit / (loss)	1,608	1,974	2,163	5,594	5,795
Other comprehensive income	(1,753)	(1,009)	(598)	(4,895)	(2,038)
of which: other comprehensive income that may be reclassified to the income statement	(2,257)	(1,370)	(493)	(6,312)	(1,992)
of which: other comprehensive income that will not be reclassified to the income statement	504	361	(106)	1,416	(46)
<b>Total comprehensive income</b>	<b>(145)</b>	<b>965</b>	<b>1,565</b>	<b>699</b>	<b>3,757</b>

<sup>1</sup> Effective 1 April 2022, a portfolio of assets previously classified as Financial assets measured at fair value through other comprehensive income was reclassified to Other financial assets measured at amortized cost. Refer to Note 1 for more information. <sup>2</sup> The result for the first nine months of 2022 mainly reflects net unrealized losses on US dollar hedging derivatives, resulting from significant increases in the relevant US dollar long-term interest rates.

## Balance sheet

USD m	Note	30.9.22	30.6.22	31.12.21
<b>Assets</b>				
Cash and balances at central banks		166,406	190,353	192,817
Loans and advances to banks		14,403	16,435	15,360
Receivables from securities financing transactions		66,926	63,291	75,012
Cash collateral receivables on derivative instruments	11	48,210	43,766	30,514
Loans and advances to customers	9	374,747	384,878	398,693
Other financial assets measured at amortized cost	12	47,045	37,551	26,236
<b>Total financial assets measured at amortized cost</b>		<b>717,738</b>	<b>736,274</b>	<b>738,632</b>
Financial assets at fair value held for trading	10	84,833	99,730	131,033
<i>of which: assets pledged as collateral that may be sold or repledged by counterparties</i>		<i>26,810</i>	<i>33,830</i>	<i>43,397</i>
Derivative financial instruments	10, 11	195,208	160,524	118,145
Brokerage receivables	10	22,510	19,289	21,839
Financial assets at fair value not held for trading	10	53,418	57,240	59,642
<b>Total financial assets measured at fair value through profit or loss</b>		<b>355,969</b>	<b>336,784</b>	<b>330,659</b>
<b>Financial assets measured at fair value through other comprehensive income</b>	10	<b>2,243</b>	<b>2,251</b>	<b>8,844</b>
Investments in associates		1,032	1,094	1,243
Property, equipment and software		10,939	11,109	11,712
Goodwill and intangible assets		6,210	6,312	6,378
Deferred tax assets		9,276	9,083	8,839
Other non-financial assets	12	8,519	9,567	9,836
<b>Total assets</b>		<b>1,111,926</b>	<b>1,112,474</b>	<b>1,116,145</b>
<b>Liabilities</b>				
Amounts due to banks		13,870	15,202	13,101
Payables from securities financing transactions		4,540	5,956	5,533
Cash collateral payables on derivative instruments	11	44,321	40,468	31,801
Customer deposits		498,239	514,344	544,834
Funding from UBS Group AG measured at amortized cost		55,663	57,089	57,295
Debt issued measured at amortized cost	14	55,425	65,820	82,432
Other financial liabilities measured at amortized cost	12	9,990	10,516	9,765
<b>Total financial liabilities measured at amortized cost</b>		<b>682,047</b>	<b>709,395</b>	<b>744,762</b>
Financial liabilities at fair value held for trading	10	30,741	30,450	31,688
Derivative financial instruments	10, 11	192,300	156,892	121,309
Brokerage payables designated at fair value	10	48,093	49,798	44,045
Debt issued designated at fair value	10, 13	67,696	70,457	71,460
Other financial liabilities designated at fair value	10, 12	27,116	30,373	32,414
<b>Total financial liabilities measured at fair value through profit or loss</b>		<b>365,946</b>	<b>337,970</b>	<b>300,916</b>
Provisions	16	3,235	3,407	3,452
Other non-financial liabilities	12	5,757	6,618	8,572
<b>Total liabilities</b>		<b>1,056,985</b>	<b>1,057,390</b>	<b>1,057,702</b>
<b>Equity</b>				
Share capital		338	338	338
Share premium		24,663	24,661	24,653
Retained earnings		30,681	28,592	27,912
Other comprehensive income recognized directly in equity, net of tax		(1,072)	1,154	5,200
<b>Equity attributable to shareholders</b>		<b>54,610</b>	<b>54,746</b>	<b>58,102</b>
Equity attributable to non-controlling interests		330	339	340
<b>Total equity</b>		<b>54,941</b>	<b>55,085</b>	<b>58,442</b>
<b>Total liabilities and equity</b>		<b>1,111,926</b>	<b>1,112,474</b>	<b>1,116,145</b>

## Statement of changes in equity

<i>USD m</i>	Share capital and share premium	Retained earnings	OCI recognized directly in equity, net of tax <sup>1</sup>	<i>of which: foreign currency translation</i>	<i>of which: cash flow hedges</i>	Total equity attributable to shareholders
<b>Balance as of 1 January 2022<sup>2</sup></b>	<b>24,991</b>	<b>27,912</b>	<b>5,200</b>	<b>4,617</b>	<b>628</b>	<b>58,102</b>
Tax (expense) / benefit	6					6
Dividends		(4,200)				(4,200)
Translation effects recognized directly in retained earnings		(44)	44		44	0
Share of changes in retained earnings of associates and joint ventures		0				0
New consolidations / (deconsolidations) and other increases / (decreases)	4	3	(3)			4
Total comprehensive income for the period		7,010	(6,312)	(1,405)	(5,018)	698
<i>of which: net profit / (loss)</i>		5,566				5,566
<i>of which: OCI, net of tax</i>		1,444	(6,312)	(1,405)	(5,018)	(4,868)
<b>Balance as of 30 September 2022<sup>2</sup></b>	<b>25,001</b>	<b>30,681</b>	<b>(1,072)</b>	<b>3,212</b>	<b>(4,346)</b>	<b>54,941</b>
Non-controlling interests as of 30 September 2022						330
<b>Total equity as of 30 September 2022</b>						<b>54,941</b>
<b>Balance as of 1 January 2021<sup>2</sup></b>	<b>24,918</b>	<b>25,251</b>	<b>7,585</b>	<b>5,126</b>	<b>2,321</b>	<b>57,754</b>
Tax (expense) / benefit	(67)					(67)
Dividends		(4,539)				(4,539)
Translation effects recognized directly in retained earnings		23	(23)		(23)	0
Share of changes in retained earnings of associates and joint ventures		1				1
New consolidations / (deconsolidations) and other increases / (decreases)	185					185
Total comprehensive income for the period		5,743	(1,992)	(601)	(1,254)	3,751
<i>of which: net profit / (loss)</i>		5,777				5,777
<i>of which: OCI, net of tax</i>		(34)	(1,992)	(601)	(1,254)	(2,026)
<b>Balance as of 30 September 2021<sup>2</sup></b>	<b>25,036</b>	<b>26,480</b>	<b>5,569</b>	<b>4,526</b>	<b>1,044</b>	<b>57,085</b>
Non-controlling interests as of 30 September 2021						333
<b>Total equity as of 30 September 2021</b>						<b>57,418</b>

<sup>1</sup> Excludes other comprehensive income related to defined benefit plans and own credit that is recorded directly in Retained earnings. <sup>2</sup> Excludes non-controlling interests.



## Statement of cash flows

	Year-to-date	
USD m	30.9.22	30.9.21
<b>Cash flow from / (used in) operating activities</b>		
Net profit / (loss)	5,594	5,795
<b>Non-cash items included in net profit and other adjustments:</b>		
Depreciation, amortization and impairment of non-financial assets	1,358	1,364
Credit loss expense / (release)	22	(121)
Share of net (profit) / loss of associates and joint ventures and impairment related to associates	(31)	(72)
Deferred tax expense / (benefit)	553	426
Net loss / (gain) from investing activities	(934)	(321)
Net loss / (gain) from financing activities	(22,615)	(217)
Other net adjustments	14,674	5,395
<b>Net change in operating assets and liabilities:</b>		
Loans and advances to banks and amounts due to banks	1,808	2,626
Securities financing transactions at amortized cost	5,347	(1,926)
Cash collateral on derivative instruments	(5,320)	(3,174)
Loans and advances to customers and customer deposits	(17,474)	(14,510)
Financial assets and liabilities at fair value held for trading and derivative financial instruments	23,045	(3,808)
Brokerage receivables and payables	3,243	10,715
Financial assets at fair value not held for trading and other financial assets and liabilities	4,185	18,157
Provisions and other non-financial assets and liabilities	(4)	1,766
Income taxes paid, net of refunds	(1,230)	(674)
<b>Net cash flow from / (used in) operating activities</b>	<b>12,219</b>	<b>21,421</b>
<b>Cash flow from / (used in) investing activities</b>		
Purchase of subsidiaries, associates and intangible assets	0	(1)
Disposal of subsidiaries, associates and intangible assets	1,682 <sup>1</sup>	564
Purchase of property, equipment and software	(1,066)	(1,146)
Disposal of property, equipment and software	9	268
Purchase of financial assets measured at fair value through other comprehensive income	(3,958)	(3,118)
Disposal and redemption of financial assets measured at fair value through other comprehensive income	3,234	2,798
Net (purchase) / redemption of debt securities measured at amortized cost	(8,228)	223
<b>Net cash flow from / (used in) investing activities</b>	<b>(8,329)</b>	<b>(414)</b>
<b>Cash flow from / (used in) financing activities</b>		
Net short-term debt issued / (repaid)	(16,249)	(7,717)
Distributions paid on UBS AG shares	(4,200)	(4,539)
Issuance of debt designated at fair value and long-term debt measured at amortized cost <sup>2</sup>	68,812	81,146
Repayment of debt designated at fair value and long-term debt measured at amortized cost <sup>2</sup>	(54,184)	(65,416)
Net cash flows from other financing activities	(460)	(129)
<b>Net cash flow from / (used in) financing activities</b>	<b>(6,282)</b>	<b>3,345</b>
<b>Total cash flow</b>		
<b>Cash and cash equivalents at the beginning of the period</b>	<b>207,755</b>	<b>173,430</b>
Net cash flow from / (used in) operating, investing and financing activities	(2,391)	24,352
Effects of exchange rate differences on cash and cash equivalents	(15,773)	(6,895)
<b>Cash and cash equivalents at the end of the period<sup>3</sup></b>	<b>189,592</b>	<b>190,888</b>

### Additional information

#### Net cash flow from / (used in) operating activities includes:

Interest received in cash	10,197	8,292
Interest paid in cash	5,120	3,981
Dividends on equity investments, investment funds and associates received in cash	1,556	1,969

<sup>1</sup> Includes cash proceeds from the sales of: UBS AG's shareholding in its Japanese real estate joint venture, Mitsubishi Corp.-UBS Realty Inc.; UBS AG's wholly owned subsidiary UBS Swiss Financial Advisers AG; and UBS AG's domestic wealth management business in Spain. <sup>2</sup> Includes funding from UBS Group AG measured at amortized cost (recognized in Funding from UBS Group AG measured at amortized cost in the balance sheet) and measured at fair value (recognized in Other financial liabilities designated at fair value in the balance sheet). <sup>3</sup> Consists of balances with an original maturity of three months or less. USD 3,855m and USD 3,823m (mainly reflected in Loans and advances to banks) were restricted as of 30 September 2022 and 30 September 2021, respectively. Refer to "Note 23 Restricted and transferred financial assets" in the "Consolidated financial statements" section of the Annual Report 2021 for more information.

# Notes to the UBS AG interim consolidated financial statements (unaudited)

## Note 1 Basis of accounting

---

### Basis of preparation

The consolidated financial statements (the financial statements) of UBS AG and its subsidiaries (together, UBS AG) are prepared in accordance with International Financial Reporting Standards (IFRS), as issued by the International Accounting Standards Board (the IASB), and are presented in US dollars (USD). These interim financial statements are prepared in accordance with IAS 34, *Interim Financial Reporting*.

In preparing these interim financial statements, the same accounting policies and methods of computation have been applied as in the UBS AG consolidated annual financial statements for the period ended 31 December 2021, except for the changes described in this Note. These interim financial statements are unaudited and should be read in conjunction with UBS AG's audited consolidated financial statements in the Annual Report 2021. In the opinion of management, all necessary adjustments have been made for a fair presentation of UBS AG's financial position, results of operations and cash flows.

Preparation of these interim financial statements requires management to make estimates and assumptions that affect the reported amounts of assets, liabilities, income, expenses and disclosures of contingent assets and liabilities. These estimates and assumptions are based on the best available information. Actual results in the future could differ from such estimates and differences may be material to the financial statements. Revisions to estimates, based on regular reviews, are recognized in the period in which they occur. For more information about areas of estimation uncertainty that are considered to require critical judgment, refer to "Note 1a Material accounting policies" in the "Consolidated financial statements" section of the Annual Report 2021.

### Changes to the presentation of the financial statements

Effective from the second quarter of 2022, UBS AG has made several changes to simplify the presentation of the income statement alongside other primary financial statements and disclosure notes and to align them with management information. In particular, *Total operating income* has been renamed *Total revenues* and excludes *Credit loss expense / (release)*, which is now separately presented below *Total revenues*.

### Reclassification of a portfolio from *Financial assets measured at fair value through other comprehensive income* to *Other financial assets measured at amortized cost*

Effective from 1 April 2022, UBS AG has reclassified a portfolio of financial assets from *Financial assets measured at fair value through other comprehensive income* (FVOCI) with a fair value of USD 6.9bn (the Portfolio) to *Other financial assets measured at amortized cost* in line with the principles in IFRS 9, *Financial Instruments*, which require a reclassification when an entity changes its business model for managing financial assets.

The Portfolio's cumulative fair value losses of USD 449m pre-tax and USD 333m post-tax, previously recognized in *Other comprehensive income*, have been removed from equity and adjusted against the value of the assets at the reclassification date, so that the Portfolio is measured as if the assets had always been classified at amortized cost, with a value as of 1 April 2022 of USD 7.4bn.

The reclassification had no effect on the income statement.

The reclassified Portfolio is made up of high-quality liquid assets, primarily US government treasuries and US government agency mortgage-backed securities, held and separately managed by UBS Bank USA (BUSA).

## Note 1 Basis of accounting (continued)

The accounting reclassification has arisen as a direct result of the transformation of UBS AG's Global Wealth Management Americas business that has significantly impacted BUSA. This includes initiatives approved by the Group Executive Board to significantly grow and extend the business, as disclosed on 1 February 2022 during UBS's fourth quarter 2021 earnings presentation. BUSA's deposit base has grown by more than 100% in the last two years, generating substantial cash balances, with a number of new products being launched, including new deposit types that are longer in duration, additional lending and a broader range of customer segments targeted.

Following the commencement of these activities and the announcement made in the first quarter of 2022, the Portfolio is no longer held in a business model to collect the contractual cash flows and sell the assets, but is instead solely held to collect the contractual cash flows until the assets mature, requiring a reclassification of the Portfolio in line with IFRS 9 with effect from 1 April 2022.

The fair value of the Portfolio as of 30 September 2022 was USD 5.8bn (30 June 2022: USD 6.4bn). A pre-tax fair value loss of USD 515m would have been recognized in *Other comprehensive income* during the third quarter of 2022 (second quarter of 2022: USD 264m) if the Portfolio had not been reclassified.

### Currency translation rates

The following table shows the rates of the main currencies used to translate the financial information of UBS AG's operations with a functional currency other than the US dollar into US dollars.

	Closing exchange rate				Average rate <sup>1</sup>				
	As of				For the quarter ended		Year-to-date		
	30.9.22	30.6.22	31.12.21	30.9.21	30.9.22	30.6.22	30.9.21	30.9.22	30.9.21
1 CHF	1.01	1.05	1.10	1.07	1.03	1.04	1.09	1.05	1.09
1 EUR	0.98	1.05	1.14	1.16	0.99	1.06	1.17	1.05	1.19
1 GBP	1.12	1.22	1.35	1.35	1.16	1.25	1.37	1.24	1.38
100 JPY	0.69	0.74	0.87	0.90	0.72	0.76	0.90	0.78	0.91

<sup>1</sup> Monthly income statement items of operations with a functional currency other than the US dollar are translated into US dollars using month-end rates. Disclosed average rates for a quarter represent an average of three month-end rates, weighted according to the income and expense volumes of all operations of UBS AG with the same functional currency for each month. Weighted average rates for individual business divisions may deviate from the weighted average rates for UBS AG.

## Note 2 Segment reporting

USD m	Global Wealth Management	Personal & Corporate Banking	Asset Management	Investment Bank	Group Functions	UBS AG
<b>For the nine months ended 30 September 2022<sup>1</sup></b>						
Net interest income	3,775	1,559	(12)	(1)	(375)	4,946
Non-interest income	10,588	1,616	2,478	7,033	177	21,892
Total revenues	14,363	3,175	2,466	7,031	(197)	26,838
Credit loss expense / (release)	(3)	42	0	(20)	2	22
Operating expenses	10,518	1,867	1,192	5,320	748	19,644
<b>Operating profit / (loss) before tax</b>	<b>3,847</b>	<b>1,266</b>	<b>1,274</b>	<b>1,731</b>	<b>(947)</b>	<b>7,171</b>
Tax expense / (benefit)						1,577
<b>Net profit / (loss)</b>						<b>5,594</b>
<b>As of 30 September 2022<sup>1</sup></b>						
<b>Total assets</b>	<b>384,057</b>	<b>217,409</b>	<b>15,968</b>	<b>426,064</b>	<b>68,427</b>	<b>1,111,926</b>
<b>For the nine months ended 30 September 2021<sup>1</sup></b>						
Net interest income	3,130	1,577	(11)	318	(155)	4,860
Non-interest income	11,467	1,610	1,906	6,920	245	22,149
Total revenues	14,597	3,187	1,896	7,238	90	27,008
Credit loss expense / (release)	(27)	(76)	0	(19)	0	(121)
Operating expenses	10,460	1,899	1,200	5,375	851	19,785
<b>Operating profit / (loss) before tax</b>	<b>4,165</b>	<b>1,365</b>	<b>695</b>	<b>1,882</b>	<b>(762)</b>	<b>7,345</b>
Tax expense / (benefit)						1,550
<b>Net profit / (loss)</b>						<b>5,795</b>
<b>As of 31 December 2021<sup>1</sup></b>						
<b>Total assets<sup>2</sup></b>	<b>395,235</b>	<b>225,425</b>	<b>25,202</b>	<b>346,641</b>	<b>123,641</b>	<b>1,116,145</b>

<sup>1</sup> Refer to "Note 2 Segment reporting" in the "Consolidated financial statements" section of the Annual Report 2021 for more information about UBS AG's reporting segments. <sup>2</sup> In the first quarter of 2022, UBS AG refined the methodology applied to allocate balance sheet resources from Group Functions to the business divisions, with prospective effect. If the new methodology had been applied as of 31 December 2021, balance sheet assets allocated to business divisions would have been USD 17bn higher, of which USD 14bn would have related to the Investment Bank.

## Note 3 Net interest income

	For the quarter ended			Year-to-date	
USD m	30.9.22	30.6.22	30.9.21	30.9.22	30.9.21
Interest income from loans and deposits <sup>1</sup>	2,523	1,887	1,644	6,071	4,843
Interest income from securities financing transactions <sup>2</sup>	415	209	132	742	393
Interest income from other financial instruments measured at amortized cost	148	118	71	338	213
Interest income from debt instruments measured at fair value through other comprehensive income	12	6	33	60	84
Interest income from derivative instruments designated as cash flow hedges	(17)	160	297	396	849
<b>Total interest income from financial instruments measured at amortized cost and fair value through other comprehensive income</b>	<b>3,081</b>	<b>2,381</b>	<b>2,178</b>	<b>7,607</b>	<b>6,382</b>
Interest expense on loans and deposits <sup>3</sup>	1,226	618	408	2,272	1,262
Interest expense on securities financing transactions <sup>4</sup>	282	288	299	794	850
Interest expense on debt issued	265	176	122	576	385
Interest expense on lease liabilities	21	21	24	64	75
<b>Total interest expense from financial instruments measured at amortized cost</b>	<b>1,794</b>	<b>1,103</b>	<b>853</b>	<b>3,706</b>	<b>2,572</b>
<b>Total net interest income from financial instruments measured at amortized cost and fair value through other comprehensive income</b>	<b>1,287</b>	<b>1,278</b>	<b>1,325</b>	<b>3,901</b>	<b>3,810</b>
<b>Net interest income from financial instruments measured at fair value through profit or loss</b>	<b>278</b>	<b>356</b>	<b>339</b>	<b>1,045</b>	<b>1,049</b>
<b>Total net interest income</b>	<b>1,565</b>	<b>1,634</b>	<b>1,664</b>	<b>4,946</b>	<b>4,860</b>

<sup>1</sup> Consists of interest income from cash and balances at central banks, loans and advances to banks and customers, and cash collateral receivables on derivative instruments, as well as negative interest on amounts due to banks, customer deposits, and cash collateral payables on derivative instruments. <sup>2</sup> Includes interest income on receivables from securities financing transactions and negative interest, including fees, on payables from securities financing transactions. <sup>3</sup> Consists of interest expense on amounts due to banks, cash collateral payables on derivative instruments, customer deposits, and funding from UBS Group AG, as well as negative interest on cash and balances at central banks, loans and advances to banks, and cash collateral receivables on derivative instruments. <sup>4</sup> Includes interest expense on payables from securities financing transactions and negative interest, including fees, on receivables from securities financing transactions.

## Note 4 Net fee and commission income

	For the quarter ended			Year-to-date	
USD m	30.9.22	30.6.22	30.9.21	30.9.22	30.9.21
Underwriting fees	188	122	353	512	1,165
M&A and corporate finance fees	152	220	315	608	883
Brokerage fees	780	870	1,017	2,728	3,412
Investment fund fees	1,173	1,233	1,428	3,794	4,270
Portfolio management and related services	2,178	2,298	2,517	6,938	7,227
Other	500	492	495	1,494	1,411
<b>Total fee and commission income<sup>1</sup></b>	<b>4,971</b>	<b>5,235</b>	<b>6,124</b>	<b>16,074</b>	<b>18,369</b>
<i>of which: recurring</i>	<i>3,453</i>	<i>3,593</i>	<i>3,951</i>	<i>10,905</i>	<i>11,395</i>
<i>of which: transaction-based</i>	<i>1,504</i>	<i>1,632</i>	<i>2,139</i>	<i>5,126</i>	<i>6,803</i>
<i>of which: performance-based</i>	<i>14</i>	<i>10</i>	<i>34</i>	<i>43</i>	<i>171</i>
<b>Fee and commission expense</b>	<b>476</b>	<b>450</b>	<b>510</b>	<b>1,410</b>	<b>1,472</b>
<b>Net fee and commission income</b>	<b>4,495</b>	<b>4,785</b>	<b>5,615</b>	<b>14,664</b>	<b>16,897</b>

<sup>1</sup> Reflects third-party fee and commission income for the third quarter of 2022 of USD 3,106m for Global Wealth Management (second quarter of 2022: USD 3,281m; third quarter of 2021: USD 3,663m), USD 398m for Personal & Corporate Banking (second quarter of 2022: USD 422m; third quarter of 2021: USD 429m), USD 682m for Asset Management (second quarter of 2022: USD 720m; third quarter of 2021: USD 815m), USD 782m for the Investment Bank (second quarter of 2022: USD 811m; third quarter of 2021: USD 1,214m) and USD 2m for Group Functions (second quarter of 2022: USD 1m; third quarter of 2021: USD 3m).

## Note 5 Other income

UBS AG recognized other income of USD 456m in the third quarter of 2022, which included pre-tax gains in Global Wealth Management of USD 133m on the sale of UBS AG's domestic wealth management business in Spain and USD 86m on the sale of UBS AG's wholly owned subsidiary UBS Swiss Financial Advisers AG, as well as a USD 70m gain related to a legacy litigation settlement. In the second quarter of 2022, UBS AG recognized other income of USD 996m, which included a pre-tax gain of USD 848m in Asset Management on the sale of UBS AG's minority shareholding in its Japanese real estate joint venture, Mitsubishi Corp.-UBS Realty Inc. In the third quarter of 2021, UBS AG recognized other income of USD 237m, which included a pre-tax gain of USD 100m from the sale of UBS AG's domestic wealth management business in Austria.

## Note 6 Personnel expenses

USD m	For the quarter ended			Year-to-date	
	30.9.22	30.6.22	30.9.21	30.9.22	30.9.21
Salaries and variable compensation	2,057	2,194	2,212	6,716	7,013
Financial advisor compensation <sup>1</sup>	1,093	1,122	1,239	3,436	3,592
Contractors	29	30	33	87	107
Social security	179	164	205	571	603
Post-employment benefit plans	122	137	140	442	459
Other personnel expenses	136	116	123	361	335
<b>Total personnel expenses</b>	<b>3,617</b>	<b>3,762</b>	<b>3,951</b>	<b>11,613</b>	<b>12,109</b>

<sup>1</sup> Financial advisor compensation consists of formulaic compensation based directly on compensable revenues generated by financial advisors and supplemental compensation calculated on the basis of financial advisor productivity, firm tenure, new assets and other variables. It also includes expenses related to compensation commitments with financial advisors entered into at the time of recruitment that are subject to vesting requirements.

## Note 7 General and administrative expenses

USD m	For the quarter ended			Year-to-date	
	30.9.22	30.6.22	30.9.21	30.9.22	30.9.21
Outsourcing costs	109	115	112	331	296
IT expenses	122	126	116	370	363
Consulting, legal and audit fees	116	123	111	343	310
Real estate and logistics costs	119	129	137	371	391
Market data services	91	89	90	273	272
Marketing and communication	45	43	34	119	101
Travel and entertainment	39	43	17	101	37
Litigation, regulatory and similar matters <sup>1</sup>	21	220	12	298	84
Other	1,416	1,475	1,473	4,467	4,459
<i>of which: shared services costs charged by UBS Group AG or its subsidiaries</i>	<i>1,237</i>	<i>1,348</i>	<i>1,288</i>	<i>3,975</i>	<i>3,957</i>
<b>Total general and administrative expenses</b>	<b>2,077</b>	<b>2,364</b>	<b>2,101</b>	<b>6,674</b>	<b>6,312</b>

<sup>1</sup> Reflects the net increase in provisions for litigation, regulatory and similar matters recognized in the income statement. Refer to Note 16b for more information.

## Note 8 Income taxes

UBS AG recognized income tax expenses of USD 551m for the third quarter of 2022, representing an effective tax rate of 25.6%, compared with USD 549m and an effective tax rate of 20.2% for the third quarter of 2021.

Current tax expenses were USD 347m, compared with USD 400m, and related to taxable profits of UBS Switzerland AG and other entities.

Deferred tax expenses were USD 204m, compared with USD 148m. These include an expense of USD 173m that primarily relates to the amortization of deferred tax assets that were previously recognized in relation to tax losses carried forward and deductible temporary differences of UBS Americas Inc. They also include an expense of USD 31m in respect of a decrease in the expected value of future tax deductions for deferred compensation awards, due to a decrease in the Group's share price during the quarter.

## Note 9 Expected credit loss measurement

---

### a) Credit loss expense / release

---

Total net credit loss releases in the third quarter of 2022 were USD 3m, reflecting USD 4m net credit loss expenses related to stage 1 and 2 positions and USD 7m net credit loss releases primarily related to stage 3 positions in Personal & Corporate Banking.

Stage 1 and 2 net expenses of USD 4m included scenario-update-related expenses of USD 13m, mainly from the update of interest rate forecasts, partly offset by the net effect of changes to models and portfolio quality and size.

### b) Changes to ECL models, scenarios, scenario weights and post-model adjustments

---

#### Scenarios and scenario weights

The expected credit loss (ECL) scenarios, along with their related macroeconomic factors and market data, were reviewed in light of the economic and political conditions prevailing in the third quarter of 2022 through a series of governance meetings, with input and feedback from UBS AG Risk and Finance experts across the business divisions and regions. UBS AG decided to apply the same scenarios and weights in the third quarter of 2022 as in the second quarter of 2022.

The baseline scenario assumptions on a calendar-year basis are included in the table on the next page. Such baseline information includes interest rate increases by central banks in September 2022, as well as other updated macroeconomic data.

The global crisis scenario and the asset price inflation scenario were updated with current macroeconomic factors, but remain materially unchanged compared with the second quarter of 2022. Shocks in equity prices in the global crisis scenario have been made slightly less severe in the third quarter of 2022 than in the second quarter to reflect the decline seen in the first half of 2022.

As a response to inflationary developments and the war in Ukraine, in the first quarter of 2022 UBS AG replaced the mild global interest rate steepening scenario applied at year-end 2021 with the severe global interest rate steepening scenario. In the second quarter of 2022, a new severe Russia–Ukraine conflict scenario was developed. It has similar dynamics to the severe global interest rate steepening scenario, but includes a deepening energy crisis and disruptions in the delivery of Russian energy. These factors have resulted in surging commodity prices and accelerated inflation in major economies, compared with the severe global interest rate steepening scenario. Eurozone economic activity in particular is impacted in this scenario, due to the region's reliance on its supply of energy from Russia. Equity price shocks in the severe Russia–Ukraine conflict scenario have been made slightly less severe in the third quarter of 2022 than in the second quarter, to reflect the decline seen in the first half of 2022.

Refer to the table on the next page for scenarios and weights applied.

## Note 9 Expected credit loss measurement (continued)

### Post-model adjustments

Total stage 1 and 2 allowances and provisions amounted to USD 507m as of 30 September 2022 and included post-model adjustments (PMA) of USD 151m (30 June 2022: USD 155m; 31 December 2021: USD 224m).

The PMA represent uncertainty and risk related to substantially heightened geopolitical tensions and the continued COVID-19 pandemic, which cannot be fully and reliably modeled, due to a lack of sufficiently supportable data.

The PMA were reduced during the second and first quarters of 2022 as the application of different and more adverse scenarios and scenario assumptions in UBS AG's models addressed some of the uncertainties that had been reflected in the PMA in prior periods.

### Comparison of shock factors

Key parameters	Baseline		
	2021	2022	2023
<b>Real GDP growth (annual percentage change)</b>			
US	5.5	1.7	0.6
Eurozone	5.1	2.9	0.8
Switzerland	3.1	2.1	0.6
<b>Unemployment rate (% annual average)</b>			
US	5.4	3.6	3.7
Eurozone	7.7	6.7	6.9
Switzerland	3.0	2.2	2.1
<b>Fixed income: 10-year government bonds (% Q4)</b>			
USD	1.5	3.8	3.7
EUR	(0.2)	2.2	2.2
CHF	(0.1)	1.3	1.4
<b>Real estate (annual percentage change, Q4)</b>			
US	16.1	10.1	1.7
Eurozone	7.9	3.3	0.5
Switzerland	6.0	5.0	0.0

### Economic scenarios and weights applied

ECL scenario	Assigned weights in %		
	30.9.22	30.6.22	31.12.21
Upside	0.0	0.0	5.0
Baseline	55.0	55.0	55.0
Mild global interest rate steepening	—	—	10.0
Severe Russia–Ukraine conflict scenario	25.0	25.0	—
Global crisis	20.0	20.0	30.0



## Note 9 Expected credit loss measurement (continued)

### c) ECL-relevant balance sheet and off-balance sheet positions including ECL allowances and provisions

The following tables provide information about financial instruments and certain non-financial instruments that are subject to ECL requirements. For amortized-cost instruments, the carrying amount represents the maximum exposure to credit risk, taking into account the allowance for credit losses. Financial assets measured at fair value through other comprehensive income (FVOCI) are also subject to ECL; however, unlike amortized-cost instruments, the allowance for credit losses for FVOCI instruments does not reduce the carrying amount of these financial assets. Instead, the carrying amount of financial assets measured at FVOCI represents the maximum exposure to credit risk.

In addition to recognized financial assets, certain off-balance sheet financial instruments and other credit lines are also subject to ECL. The maximum exposure to credit risk for off-balance sheet financial instruments is calculated based on the maximum contractual amounts.

USD m	30.9.22							
	Carrying amount <sup>1</sup>				ECL allowances			
Financial instruments measured at amortized cost	Total	Stage 1	Stage 2	Stage 3	Total	Stage 1	Stage 2	Stage 3
Cash and balances at central banks	166,406	166,350	56	0	(15)	0	(15)	0
Loans and advances to banks	14,403	14,342	61	0	(6)	(5)	(1)	0
Receivables from securities financing transactions	66,926	66,926	0	0	(2)	(2)	0	0
Cash collateral receivables on derivative instruments	48,210	48,210	0	0	0	0	0	0
Loans and advances to customers	374,747	358,320	14,973	1,455	(760)	(124)	(170)	(466)
of which: Private clients with mortgages	148,347	140,274	7,430	643	(129)	(26)	(78)	(25)
of which: Real estate financing	42,647	38,981	3,658	8	(55)	(17)	(38)	0
of which: Large corporate clients	11,775	10,035	1,458	282	(119)	(20)	(18)	(81)
of which: SME clients	13,032	11,504	1,179	349	(241)	(24)	(22)	(195)
of which: Lombard	134,535	134,455	0	79	(34)	(8)	0	(26)
of which: Credit cards	1,737	1,352	358	27	(36)	(10)	(10)	(17)
of which: Commodity trade finance	3,383	3,368	0	15	(92)	(5)	0	(86)
Other financial assets measured at amortized cost	47,045	46,482	404	160	(92)	(18)	(7)	(67)
of which: Loans to financial advisors	2,505	2,191	187	128	(69)	(10)	(3)	(56)
Total financial assets measured at amortized cost	717,738	700,630	15,494	1,614	(874)	(149)	(192)	(533)
Financial assets measured at fair value through other comprehensive income	2,243	2,243	0	0	0	0	0	0
Total on-balance sheet financial assets in scope of ECL requirements	719,981	702,872	15,494	1,614	(874)	(149)	(192)	(533)
	Total exposure				ECL provisions			
Off-balance sheet (in scope of ECL)	Total	Stage 1	Stage 2	Stage 3	Total	Stage 1	Stage 2	Stage 3
Guarantees	20,835	19,652	1,054	128	(36)	(12)	(8)	(16)
of which: Large corporate clients	3,537	2,714	748	75	(12)	(2)	(3)	(7)
of which: SME clients	1,201	1,015	134	52	(7)	(1)	(1)	(5)
of which: Financial intermediaries and hedge funds	10,950	10,882	68	0	(11)	(8)	(4)	0
of which: Lombard	2,273	2,272	0	1	(1)	0	0	(1)
of which: Commodity trade finance	2,062	2,061	0	0	(1)	(1)	0	0
Irrevocable loan commitments	37,456	34,996	2,378	82	(102)	(60)	(42)	0
of which: Large corporate clients	22,121	20,283	1,779	58	(85)	(51)	(34)	0
Forward starting reverse repurchase and securities borrowing agreements	8,161	8,161	0	0	0	0	0	0
Committed unconditionally revocable credit lines	38,652	36,691	1,918	43	(42)	(30)	(12)	0
of which: Real estate financing	8,223	8,099	124	0	(5)	(5)	0	0
of which: Large corporate clients	3,889	3,448	436	5	(8)	(2)	(6)	0
of which: SME clients	4,446	4,111	306	29	(17)	(14)	(3)	0
of which: Lombard	6,884	6,879	0	5	0	0	0	0
of which: Credit cards	8,976	8,537	435	3	(6)	(4)	(2)	0
of which: Commodity trade finance	282	282	0	0	0	0	0	0
Irrevocable committed prolongation of existing loans	3,732	3,725	4	4	(2)	(2)	0	0
Total off-balance sheet financial instruments and other credit lines	108,837	103,225	5,355	257	(182)	(104)	(62)	(16)
Total allowances and provisions					(1,056)	(253)	(254)	(549)

<sup>1</sup> The carrying amount of financial assets measured at amortized cost represents the total gross exposure net of the respective ECL allowances.



## Note 9 Expected credit loss measurement (continued)

USD m	30.6.22							
	Carrying amount <sup>1</sup>				ECL allowances			
	Total	Stage 1	Stage 2	Stage 3	Total	Stage 1	Stage 2	Stage 3
<b>Financial instruments measured at amortized cost</b>								
Cash and balances at central banks	190,353	190,296	57	0	(13)	0	(13)	0
Loans and advances to banks	16,435	16,318	117	0	(8)	(7)	(1)	0
Receivables from securities financing transactions	63,291	63,291	0	0	(2)	(2)	0	0
Cash collateral receivables on derivative instruments	43,766	43,766	0	0	0	0	0	0
Loans and advances to customers	384,878	367,433	15,759	1,686	(793)	(129)	(163)	(501)
of which: Private clients with mortgages	150,884	142,050	8,064	770	(126)	(27)	(72)	(27)
of which: Real estate financing	43,291	39,358	3,925	7	(59)	(17)	(42)	0
of which: Large corporate clients	12,208	10,791	1,088	329	(141)	(27)	(17)	(98)
of which: SME clients	13,309	11,744	1,167	397	(249)	(22)	(22)	(205)
of which: Lombard	140,333	140,251	0	82	(37)	(7)	0	(29)
of which: Credit cards	1,760	1,384	349	27	(36)	(10)	(9)	(17)
of which: Commodity trade finance	3,699	3,686	0	12	(94)	(5)	0	(89)
Other financial assets measured at amortized cost <sup>2</sup>	37,551	37,000	391	160	(99)	(18)	(7)	(74)
of which: Loans to financial advisors	2,447	2,171	144	132	(78)	(11)	(2)	(64)
<b>Total financial assets measured at amortized cost</b>	<b>736,274</b>	<b>718,104</b>	<b>16,325</b>	<b>1,846</b>	<b>(915)</b>	<b>(155)</b>	<b>(184)</b>	<b>(575)</b>
<b>Financial assets measured at fair value through other comprehensive income<sup>2</sup></b>	<b>2,251</b>	<b>2,251</b>	<b>0</b>	<b>0</b>	<b>0</b>	<b>0</b>	<b>0</b>	<b>0</b>
<b>Total on-balance sheet financial assets in scope of ECL requirements</b>	<b>738,525</b>	<b>720,355</b>	<b>16,325</b>	<b>1,846</b>	<b>(915)</b>	<b>(155)</b>	<b>(184)</b>	<b>(575)</b>
		Total exposure				ECL provisions		
	Total	Stage 1	Stage 2	Stage 3	Total	Stage 1	Stage 2	Stage 3
<b>Off-balance sheet (in scope of ECL)</b>								
Guarantees	22,556	21,381	1,028	146	(40)	(16)	(9)	(15)
of which: Large corporate clients	3,539	2,710	734	95	(10)	(3)	(3)	(4)
of which: SME clients	1,213	1,034	128	51	(9)	(1)	(1)	(7)
of which: Financial intermediaries and hedge funds	12,113	12,021	92	0	(16)	(11)	(5)	0
of which: Lombard	2,332	2,332	0	0	(1)	0	0	(1)
of which: Commodity trade finance	2,388	2,387	0	0	(1)	(1)	0	0
Irrevocable loan commitments	37,703	35,308	2,359	37	(113)	(67)	(46)	0
of which: Large corporate clients	22,649	21,001	1,642	6	(94)	(60)	(34)	0
Forward starting reverse repurchase and securities borrowing agreements	3,985	3,985	0	0	0	0	0	0
Committed unconditionally revocable credit lines	41,615	39,266	2,306	42	(37)	(27)	(10)	0
of which: Real estate financing	9,123	8,931	193	0	(5)	(5)	0	0
of which: Large corporate clients	4,354	3,662	687	5	(6)	(1)	(5)	0
of which: SME clients	4,660	4,240	392	29	(16)	(13)	(3)	0
of which: Lombard	7,697	7,693	0	4	0	0	0	0
of which: Credit cards	9,162	8,725	433	3	(6)	(4)	(2)	0
of which: Commodity trade finance	172	172	0	0	0	0	0	0
Irrevocable committed prolongation of existing loans	5,156	5,136	18	2	(2)	(2)	0	0
<b>Total off-balance sheet financial instruments and other credit lines</b>	<b>111,015</b>	<b>105,076</b>	<b>5,712</b>	<b>228</b>	<b>(192)</b>	<b>(112)</b>	<b>(66)</b>	<b>(15)</b>
<b>Total allowances and provisions</b>					<b>(1,107)</b>	<b>(267)</b>	<b>(250)</b>	<b>(590)</b>

<sup>1</sup> The carrying amount of financial assets measured at amortized cost represents the total gross exposure net of the respective ECL allowances. <sup>2</sup> Effective 1 April 2022, a portfolio of assets previously classified as Financial assets measured at fair value through other comprehensive income was reclassified to Other financial assets measured at amortized cost. Refer to Note 1 for more information.

## Note 9 Expected credit loss measurement (continued)

USD m	31.12.21							
	Carrying amount <sup>1</sup>				ECL allowances			
	Total	Stage 1	Stage 2	Stage 3	Total	Stage 1	Stage 2	Stage 3
<b>Financial instruments measured at amortized cost</b>								
Cash and balances at central banks	192,817	192,817	0	0	0	0	0	0
Loans and advances to banks	15,360	15,333	26	1	(8)	(7)	(1)	0
Receivables from securities financing transactions	75,012	75,012	0	0	(2)	(2)	0	0
Cash collateral receivables on derivative instruments	30,514	30,514	0	0	0	0	0	0
Loans and advances to customers	398,693	381,496	15,620	1,577	(850)	(126)	(152)	(572)
<i>of which: Private clients with mortgages</i>	152,479	143,505	8,262	711	(132)	(28)	(71)	(33)
<i>of which: Real estate financing</i>	43,945	40,463	3,472	9	(60)	(19)	(40)	0
<i>of which: Large corporate clients</i>	13,990	12,643	1,037	310	(170)	(22)	(16)	(133)
<i>of which: SME clients</i>	14,004	12,076	1,492	436	(259)	(19)	(15)	(225)
<i>of which: Lombard</i>	149,283	149,255	0	27	(33)	(6)	0	(28)
<i>of which: Credit cards</i>	1,716	1,345	342	29	(36)	(10)	(9)	(17)
<i>of which: Commodity trade finance</i>	3,813	3,799	7	7	(114)	(6)	0	(108)
Other financial assets measured at amortized cost	26,236	25,746	302	189	(109)	(27)	(7)	(76)
<i>of which: Loans to financial advisors</i>	2,453	2,184	106	163	(86)	(19)	(3)	(63)
<b>Total financial assets measured at amortized cost</b>	<b>738,632</b>	<b>720,917</b>	<b>15,948</b>	<b>1,767</b>	<b>(969)</b>	<b>(161)</b>	<b>(160)</b>	<b>(647)</b>
<b>Financial assets measured at fair value through other comprehensive income</b>	<b>8,844</b>	<b>8,844</b>	<b>0</b>	<b>0</b>	<b>0</b>	<b>0</b>	<b>0</b>	<b>0</b>
<b>Total on-balance sheet financial assets in scope of ECL requirements</b>	<b>747,477</b>	<b>729,762</b>	<b>15,948</b>	<b>1,767</b>	<b>(969)</b>	<b>(161)</b>	<b>(160)</b>	<b>(647)</b>
	Total exposure				ECL provisions			
<b>Off-balance sheet (in scope of ECL)</b>	<b>Total</b>	<b>Stage 1</b>	<b>Stage 2</b>	<b>Stage 3</b>	<b>Total</b>	<b>Stage 1</b>	<b>Stage 2</b>	<b>Stage 3</b>
Guarantees	20,972	19,695	1,127	150	(41)	(18)	(8)	(15)
<i>of which: Large corporate clients</i>	3,464	2,567	793	104	(6)	(3)	(3)	0
<i>of which: SME clients</i>	1,353	1,143	164	46	(8)	(1)	(1)	(7)
<i>of which: Financial intermediaries and hedge funds</i>	9,575	9,491	84	0	(17)	(13)	(4)	0
<i>of which: Lombard</i>	2,454	2,454	0	0	(1)	0	0	(1)
<i>of which: Commodity trade finance</i>	3,137	3,137	0	0	(1)	(1)	0	0
Irrevocable loan commitments	39,478	37,097	2,335	46	(114)	(72)	(42)	0
<i>of which: Large corporate clients</i>	23,922	21,811	2,102	9	(100)	(66)	(34)	0
Forward starting reverse repurchase and securities borrowing agreements	1,444	1,444	0	0	0	0	0	0
Committed unconditionally revocable credit lines	42,373	39,802	2,508	63	(38)	(28)	(10)	0
<i>of which: Real estate financing</i>	7,328	7,046	281	0	(5)	(4)	(1)	0
<i>of which: Large corporate clients</i>	5,358	4,599	736	23	(7)	(4)	(3)	0
<i>of which: SME clients</i>	5,160	4,736	389	35	(15)	(11)	(3)	0
<i>of which: Lombard</i>	8,670	8,670	0	0	0	0	0	0
<i>of which: Credit cards</i>	9,466	9,000	462	4	(6)	(5)	(2)	0
<i>of which: Commodity trade finance</i>	117	117	0	0	0	0	0	0
Irrevocable committed prolongation of existing loans	5,611	5,527	36	48	(3)	(3)	0	0
<b>Total off-balance sheet financial instruments and other credit lines</b>	<b>109,878</b>	<b>103,565</b>	<b>6,006</b>	<b>307</b>	<b>(196)</b>	<b>(121)</b>	<b>(60)</b>	<b>(15)</b>
<b>Total allowances and provisions</b>					<b>(1,165)</b>	<b>(282)</b>	<b>(220)</b>	<b>(662)</b>

<sup>1</sup> The carrying amount of financial assets measured at amortized cost represents the total gross exposure net of the respective ECL allowances.

## Note 9 Expected credit loss measurement (continued)

The table below provides information about the ECL gross exposure and the ECL coverage ratio for UBS AG's core loan portfolios (i.e., *Loans and advances to customers* and *Loans to financial advisors*) and relevant off-balance sheet exposures. *Cash and balances at central banks, Loans and advances to banks, Receivables from securities financing transactions, Cash collateral receivables on derivative instruments* and *Financial assets measured at fair value through other comprehensive income* are not included in the table below, due to their lower sensitivity to ECL.

ECL coverage ratios are calculated by dividing ECL allowances and provisions by the gross carrying amount of the related exposures.

Coverage ratios for core loan portfolio					30.9.22				
On-balance sheet	Gross carrying amount (USD m)				ECL coverage (bps)				
	Total	Stage 1	Stage 2	Stage 3	Total	Stage 1	Stage 2	Stage 1&2	Stage 3
Private clients with mortgages	148,476	140,301	7,508	668	9	2	104	7	370
Real estate financing	42,702	38,998	3,695	8	13	4	102	13	429
Total real estate lending	191,178	179,299	11,203	676	10	2	104	8	370
Large corporate clients	11,893	10,055	1,476	363	100	20	123	33	2,234
SME clients	13,273	11,527	1,202	544	181	21	187	36	3,578
Total corporate lending	25,166	21,582	2,678	906	143	20	151	35	3,041
Lombard	134,569	134,463	0	106	3	1	0	1	2,495
Credit cards	1,774	1,362	367	44	205	74	263	114	3,783
Commodity trade finance	3,475	3,374	0	101	264	16	0	16	8,556
Other loans and advances to customers	19,346	18,364	895	88	28	8	42	9	4,112
Loans to financial advisors	2,573	2,201	190	183	266	45	148	53	3,040
Total other lending	161,737	159,763	1,451	522	18	3	112	4	4,239
<b>Total<sup>1</sup></b>	<b>378,081</b>	<b>360,644</b>	<b>15,333</b>	<b>2,104</b>	<b>22</b>	<b>4</b>	<b>113</b>	<b>8</b>	<b>2,480</b>

Off-balance sheet	Gross exposure (USD m)				ECL coverage (bps)				
	Total	Stage 1	Stage 2	Stage 3	Total	Stage 1	Stage 2	Stage 1&2	Stage 3
Private clients with mortgages	5,456	5,253	201	1	4	3	17	4	410
Real estate financing	9,059	8,880	179	0	8	7	53	8	0
Total real estate lending	14,515	14,133	381	1	7	6	34	7	410
Large corporate clients	29,740	26,639	2,963	138	36	21	145	33	506
SME clients	6,708	6,097	503	108	48	28	204	42	432
Total corporate lending	36,449	32,736	3,466	246	38	22	154	35	474
Lombard	12,392	12,386	0	6	1	0	0	0	0
Credit cards	8,976	8,537	435	3	7	5	37	7	0
Commodity trade finance	2,343	2,343	0	0	3	3	0	3	0
Financial intermediaries and hedge funds	17,139	16,732	407	0	7	5	97	7	0
Other off-balance sheet commitments	8,861	8,196	666	0	15	10	30	12	0
Total other lending	49,712	48,194	1,508	9	7	5	50	6	0
<b>Total<sup>2</sup></b>	<b>100,675</b>	<b>95,064</b>	<b>5,355</b>	<b>257</b>	<b>18</b>	<b>11</b>	<b>116</b>	<b>17</b>	<b>607</b>
<b>Total on- and off-balance sheet<sup>3</sup></b>	<b>478,756</b>	<b>455,708</b>	<b>20,687</b>	<b>2,361</b>	<b>21</b>	<b>5</b>	<b>114</b>	<b>10</b>	<b>2,276</b>

<sup>1</sup> Includes Loans and advances to customers of USD 375,508m and Loans to financial advisors of USD 2,573m, which are presented on the balance sheet line Other financial assets measured at amortized cost.

<sup>2</sup> Excludes Forward starting reverse repurchase and securities borrowing agreements. <sup>3</sup> Includes on-balance-sheet exposure, gross, and off-balance-sheet exposure (notional), and the related ECL coverage ratio (bps).

## Note 9 Expected credit loss measurement (continued)

Coverage ratios for core loan portfolio					30.6.22				
On-balance sheet	Gross carrying amount (USD m)				ECL coverage (bps)				
	Total	Stage 1	Stage 2	Stage 3	Total	Stage 1	Stage 2	Stage 1&2	Stage 3
Private clients with mortgages	151,010	142,077	8,136	798	8	2	88	7	342
Real estate financing	43,350	39,375	3,967	8	14	4	106	14	505
Total real estate lending	194,360	181,452	12,103	805	10	2	94	8	344
Large corporate clients	12,349	10,818	1,105	427	114	25	153	37	2,286
SME clients	13,558	11,766	1,190	602	184	19	187	34	3,400
Total corporate lending	25,907	22,584	2,294	1,029	151	22	170	35	2,938
Lombard	140,370	140,259	0	111	3	1	0	1	2,641
Credit cards	1,796	1,394	359	43	201	72	263	111	3,805
Commodity trade finance	3,793	3,692	0	101	248	15	0	15	8,768
Other loans and advances to customers	19,446	18,182	1,167	98	26	7	7	7	3,796
Loans to financial advisors	2,525	2,182	147	196	307	50	163	57	3,278
Total other lending	167,929	165,708	1,672	549	18	3	76	4	4,293
<b>Total<sup>1</sup></b>	<b>388,196</b>	<b>369,744</b>	<b>16,069</b>	<b>2,383</b>	<b>22</b>	<b>4</b>	<b>103</b>	<b>8</b>	<b>2,373</b>

Off-balance sheet	Gross exposure (USD m)				ECL coverage (bps)				
	Total	Stage 1	Stage 2	Stage 3	Total	Stage 1	Stage 2	Stage 1&2	Stage 3
Private clients with mortgages	6,860	6,658	199	3	4	3	9	3	786
Real estate financing	10,336	10,126	210	0	11	6	232	11	0
Total real estate lending	17,196	16,784	409	3	8	5	123	8	786
Large corporate clients	30,750	27,581	3,062	107	36	23	136	35	368
SME clients	7,301	6,603	589	109	45	23	178	36	649
Total corporate lending	38,051	34,184	3,651	216	37	23	143	35	510
Lombard	12,931	12,927	0	4	1	0	0	0	0
Credit cards	9,162	8,725	433	3	7	5	36	7	0
Commodity trade finance	2,615	2,615	0	0	4	4	0	4	0
Financial intermediaries and hedge funds	18,527	18,010	517	0	10	7	129	10	0
Other off-balance sheet commitments	8,548	7,845	701	2	11	8	5	8	0
Total other lending	51,783	50,123	1,651	9	7	5	52	6	0
<b>Total<sup>2</sup></b>	<b>107,030</b>	<b>101,091</b>	<b>5,712</b>	<b>228</b>	<b>18</b>	<b>11</b>	<b>115</b>	<b>17</b>	<b>644</b>
<b>Total on- and off-balance sheet<sup>3</sup></b>	<b>495,226</b>	<b>470,835</b>	<b>21,781</b>	<b>2,611</b>	<b>21</b>	<b>5</b>	<b>106</b>	<b>10</b>	<b>2,222</b>

<sup>1</sup> Includes Loans and advances to customers of USD 385,671m and Loans to financial advisors of USD 2,525m, which are presented on the balance sheet line Other financial assets measured at amortized cost.  
<sup>2</sup> Excludes Forward starting reverse repurchase and securities borrowing agreements. <sup>3</sup> Includes on-balance-sheet exposure, gross, and off-balance-sheet exposure (notional), and the related ECL coverage ratio (bps).

Coverage ratios for core loan portfolio					31.12.21				
On-balance sheet	Gross carrying amount (USD m)				ECL coverage (bps)				
	Total	Stage 1	Stage 2	Stage 3	Total	Stage 1	Stage 2	Stage 1&2	Stage 3
Private clients with mortgages	152,610	143,533	8,333	744	9	2	85	6	446
Real estate financing	44,004	40,483	3,512	10	14	5	114	14	231
Total real estate lending	196,615	184,016	11,845	754	10	3	94	8	443
Large corporate clients	14,161	12,665	1,053	443	120	18	148	28	2,997
SME clients	14,263	12,095	1,507	661	182	16	103	25	3,402
Total corporate lending	28,424	24,760	2,560	1,104	151	17	121	26	3,240
Lombard	149,316	149,261	0	55	2	0	0	0	5,026
Credit cards	1,752	1,355	351	46	204	72	255	109	3,735
Commodity trade finance	3,927	3,805	7	115	290	15	3	15	9,388
Other loans and advances to customers	19,510	18,425	1,010	75	23	9	15	9	3,730
Loans to financial advisors	2,539	2,203	109	226	338	88	303	99	2,791
Total other lending	177,043	175,049	1,477	517	18	3	93	4	4,718
<b>Total<sup>1</sup></b>	<b>402,081</b>	<b>383,825</b>	<b>15,882</b>	<b>2,374</b>	<b>23</b>	<b>4</b>	<b>98</b>	<b>8</b>	<b>2,673</b>

Off-balance sheet	Gross exposure (USD m)				ECL coverage (bps)				
	Total	Stage 1	Stage 2	Stage 3	Total	Stage 1	Stage 2	Stage 1&2	Stage 3
Private clients with mortgages	9,123	8,798	276	49	3	3	9	3	15
Real estate financing	8,766	8,481	285	0	9	7	88	9	0
Total real estate lending	17,889	17,278	562	49	6	5	49	6	15
Large corporate clients	32,748	28,981	3,630	136	34	25	110	35	1
SME clients	8,077	7,276	688	114	38	19	151	30	585
Total corporate lending	40,826	36,258	4,318	250	35	24	117	34	266
Lombard	14,438	14,438	0	0	1	0	0	0	0
Credit cards	9,466	9,000	462	4	7	5	34	7	0
Commodity trade finance	3,262	3,262	0	0	4	4	0	4	0
Financial intermediaries and hedge funds	13,747	13,379	369	0	13	10	120	13	0
Other off-balance sheet commitments	8,806	8,507	296	4	15	6	30	7	0
Total other lending	49,720	48,585	1,127	8	8	5	61	7	0
<b>Total<sup>2</sup></b>	<b>108,434</b>	<b>102,121</b>	<b>6,006</b>	<b>307</b>	<b>18</b>	<b>12</b>	<b>100</b>	<b>17</b>	<b>486</b>
<b>Total on- and off-balance sheet<sup>3</sup></b>	<b>510,516</b>	<b>485,946</b>	<b>21,888</b>	<b>2,681</b>	<b>22</b>	<b>5</b>	<b>99</b>	<b>9</b>	<b>2,423</b>

<sup>1</sup> Includes Loans and advances to customers of USD 399,543m and Loans to financial advisors of USD 2,539m, which are presented on the balance sheet line Other financial assets measured at amortized cost.  
<sup>2</sup> Excludes Forward starting reverse repurchase and securities borrowing agreements. <sup>3</sup> Includes on-balance-sheet exposure, gross, and off-balance-sheet exposure (notional), and the related ECL coverage ratio (bps).

## Note 10 Fair value measurement

### a) Fair value hierarchy

The fair value hierarchy classification of financial and non-financial assets and liabilities measured at fair value is summarized in the table below.

During the first nine months of 2022, assets and liabilities that were transferred from Level 2 to Level 1, or from Level 1 to Level 2, and were held for the entire reporting period were not material.

#### Determination of fair values from quoted market prices or valuation techniques<sup>1</sup>

USD m	30.9.22				30.6.22				31.12.21			
	Level 1	Level 2	Level 3	Total	Level 1	Level 2	Level 3	Total	Level 1	Level 2	Level 3	Total
<b>Financial assets measured at fair value on a recurring basis</b>												
Financial assets at fair value held for trading	71,474	12,093	1,267	84,833	85,292	12,515	1,923	99,730	113,722	15,012	2,299	131,033
of which: Equity instruments	59,135	938	114	60,187	70,306	982	85	71,373	97,983	1,090	149	99,222
of which: Government bills / bonds	6,580	1,235	9	7,824	8,633	1,409	9	10,052	7,135	1,351	10	8,496
of which: Investment fund units	5,067	1,231	68	6,365	5,728	1,040	18	6,786	7,843	1,364	21	9,229
of which: Corporate and municipal bonds	688	7,296	481	8,465	619	7,258	673	8,550	708	7,791	556	9,055
of which: Loans	0	1,073	472	1,545	0	1,553	1,010	2,563	0	3,099	1,443	4,542
of which: Asset-backed securities	4	320	123	447	5	274	128	407	53	317	120	489
Derivative financial instruments	2,121	191,420	1,667	195,208	1,185	157,586	1,753	160,524	522	116,482	1,140	118,145
of which: Foreign exchange	1,496	114,350	2	115,848	527	82,845	3	83,375	255	53,046	7	53,307
of which: Interest rate	0	40,826	488	41,314	0	37,930	351	38,281	0	32,747	494	33,241
of which: Equity / index	0	32,742	710	33,452	0	33,266	680	33,946	0	27,861	384	28,245
of which: Credit derivatives	0	1,351	391	1,743	0	1,446	640	2,087	0	1,179	236	1,414
of which: Commodities	0	1,975	73	2,048	0	1,936	76	2,013	0	1,590	16	1,606
Brokerage receivables	0	22,510	0	22,510	0	19,289	0	19,289	0	21,839	0	21,839
Financial assets at fair value not held for trading	17,385	32,151	3,881	53,418	20,844	32,226	4,171	57,240	27,278	28,185	4,180	59,642
of which: Financial assets for unit-linked investment contracts	12,166	0	7	12,173	14,341	0	8	14,348	21,110	187	6	21,303
of which: Corporate and municipal bonds	65	12,715	221	13,000	131	14,361	249	14,741	123	13,937	306	14,366
of which: Government bills / bonds	4,811	6,266	0	11,077	5,954	4,607	0	10,561	5,624	3,236	0	8,860
of which: Loans	0	3,338	654	3,992	0	3,301	976	4,277	0	4,982	892	5,874
of which: Securities financing transactions	0	9,686	114	9,799	0	9,881	108	9,989	0	5,704	100	5,804
of which: Auction rate securities	0	0	1,651	1,651	0	0	1,644	1,644	0	0	1,585	1,585
of which: Investment fund units	272	146	117	535	317	74	112	504	338	137	117	591
of which: Equity instruments	72	0	751	823	101	0	721	822	83	2	681	765
<b>Financial assets measured at fair value through other comprehensive income on a recurring basis</b>												
Financial assets measured at fair value through other comprehensive income	55	2,188	0	2,243	55	2,196	0	2,251	2,704	6,140	0	8,844
of which: Asset-backed securities <sup>2</sup>	0	0	0	0	0	0	0	0	0	4,849	0	4,849
of which: Government bills / bonds	0	25	0	25	0	18	0	18	2,658	27	0	2,686
of which: Corporate and municipal bonds	55	2,162	0	2,217	55	2,178	0	2,233	45	1,265	0	1,310
<b>Non-financial assets measured at fair value on a recurring basis</b>												
Precious metals and other physical commodities	4,133	0	0	4,133	4,377	0	0	4,377	5,258	0	0	5,258
<b>Non-financial assets measured at fair value on a non-recurring basis</b>												
Other non-financial assets <sup>3</sup>	0	0	14	14	0	0	22	22	0	0	26	26
<b>Total assets measured at fair value</b>	<b>95,168</b>	<b>260,361</b>	<b>6,830</b>	<b>362,359</b>	<b>111,753</b>	<b>223,812</b>	<b>7,868</b>	<b>343,434</b>	<b>149,484</b>	<b>187,658</b>	<b>7,645</b>	<b>344,787</b>

## Note 10 Fair value measurement (continued)

### Determination of fair values from quoted market prices or valuation techniques (continued)<sup>1</sup>

USD m	30.9.22				30.6.22				31.12.21			
	Level 1	Level 2	Level 3	Total	Level 1	Level 2	Level 3	Total	Level 1	Level 2	Level 3	Total
<b>Financial liabilities measured at fair value on a recurring basis</b>												
Financial liabilities at fair value held for trading	25,449	5,199	93	30,741	24,393	5,932	125	30,450	25,413	6,170	105	31,688
of which: Equity instruments	16,695	366	69	17,130	16,323	440	89	16,852	18,328	513	83	18,924
of which: Corporate and municipal bonds	33	4,008	22	4,062	39	4,159	33	4,231	30	4,219	17	4,266
of which: Government bills / bonds	7,358	714	0	8,073	6,979	1,049	0	8,028	5,883	826	0	6,709
of which: Investment fund units	1,363	85	1	1,449	1,051	261	2	1,314	1,172	555	6	1,733
Derivative financial instruments	2,311	188,331	1,658	192,300	1,294	153,887	1,711	156,892	509	118,558	2,242	121,309
of which: Foreign exchange	1,615	112,931	25	114,571	486	81,985	26	82,497	258	53,800	21	54,078
of which: Interest rate	0	38,698	108	38,806	0	34,585	96	34,681	0	28,398	278	28,675
of which: Equity / index	0	33,078	1,150	34,228	0	33,561	1,076	34,638	0	33,438	1,511	34,949
of which: Credit derivatives	0	1,260	285	1,544	0	1,448	373	1,820	0	1,412	341	1,753
of which: Commodities	0	2,186	57	2,243	0	2,107	76	2,183	0	1,503	63	1,566
<b>Financial liabilities designated at fair value on a recurring basis</b>												
Brokerage payables designated at fair value	0	48,093	0	48,093	0	49,798	0	49,798	0	44,045	0	44,045
Debt issued designated at fair value	0	59,051	8,645	67,696	0	59,973	10,484	70,457	0	59,606	11,854	71,460
Other financial liabilities designated at fair value	0	25,200	1,916	27,116	0	27,980	2,393	30,373	0	29,258	3,156	32,414
of which: Financial liabilities related to unit-linked investment contracts	0	12,321	0	12,321	0	14,503	0	14,503	0	21,466	0	21,466
of which: Securities financing transactions	0	11,376	0	11,376	0	12,024	2	12,026	0	6,375	2	6,377
of which: Over-the-counter debt instruments	0	1,041	699	1,740	0	1,157	879	2,036	0	1,334	794	2,128
<b>Total liabilities measured at fair value</b>	<b>27,760</b>	<b>325,875</b>	<b>12,311</b>	<b>365,946</b>	<b>25,687</b>	<b>297,570</b>	<b>14,713</b>	<b>337,970</b>	<b>25,922</b>	<b>257,637</b>	<b>17,357</b>	<b>300,916</b>

<sup>1</sup> Bifurcated embedded derivatives are presented on the same balance sheet lines as their host contracts and are not included in this table. The fair value of these derivatives was not material for any of the periods presented. <sup>2</sup> Effective 1 April 2022, a portfolio of assets previously classified as Financial assets measured at fair value through other comprehensive income was reclassified to Other financial assets measured at amortized cost. Refer to Note 1 for more information. <sup>3</sup> Other non-financial assets primarily consist of properties and other non-current assets held for sale, which are measured at the lower of their net carrying amount or fair value less costs to sell.

## b) Valuation adjustments

The table below summarizes the changes in deferred day-1 profit or loss reserves during the relevant period.

Deferred day-1 profit or loss is generally released into *Other net income from financial instruments measured at fair value through profit or loss* when the pricing of equivalent products or the underlying parameters become observable or when the transaction is closed out.

### Deferred day-1 profit or loss reserves

USD m	For the quarter ended			Year-to-date	
	30.9.22	30.6.22	30.9.21	30.9.22	30.9.21
Reserve balance at the beginning of the period	451	425	405	418	269
Profit / (loss) deferred on new transactions	84	86	102	245	380
(Profit) / loss recognized in the income statement	(108)	(58)	(78)	(235)	(220)
Foreign currency translation	(1)	(1)	(1)	(2)	(1)
Reserve balance at the end of the period	426	451	429	426	429

The table below summarizes other valuation adjustment reserves recognized on the balance sheet.

### Other valuation adjustment reserves on the balance sheet

Life-to-date gain / (loss), USD m	As of		
	30.9.22	30.6.22	31.12.21
<b>Own credit adjustments on financial liabilities designated at fair value</b>	<b>848</b>	<b>406</b>	<b>(315)</b>
of which: debt issued designated at fair value	449	251	(144)
of which: other financial liabilities designated at fair value	398	154	(172)
Credit valuation adjustments <sup>1</sup>	(40)	(36)	(44)
Funding valuation adjustments	(50)	(8)	(49)
Debit valuation adjustments	6	5	2
Other valuation adjustments	(824)	(869)	(913)
of which: liquidity	(293)	(326)	(341)
of which: model uncertainty	(531)	(543)	(571)

<sup>1</sup> Amount does not include reserves against defaulted counterparties.



## Note 10 Fair value measurement (continued)

### c) Level 3 instruments: valuation techniques and inputs

The table below presents material Level 3 assets and liabilities, together with the valuation techniques used to measure fair value, as well as the inputs used in a given valuation technique that are considered significant as of 30 September 2022 and unobservable, and a range of values for those unobservable inputs.

The range of values represents the highest- and lowest-level inputs used in the valuation techniques. Therefore the range does not reflect the level of uncertainty regarding a particular input or an assessment of the reasonableness of UBS AG's estimates and assumptions, but rather the different underlying characteristics of the relevant assets and liabilities held by UBS AG.

The significant unobservable inputs disclosed in the table below are consistent with those included in "Note 21 Fair value measurement" in the "Consolidated financial statements" section of the Annual Report 2021.

#### Valuation techniques and inputs used in the fair value measurement of Level 3 assets and liabilities

USD bn	Fair value				Valuation technique(s)	Significant unobservable input(s) <sup>1</sup>	Range of inputs						
	Assets		Liabilities				30.9.22			31.12.21			
	30.9.22	31.12.21	30.9.22	31.12.21			low	high	weighted average <sup>2</sup>	low	high	weighted average <sup>2</sup>	unit <sup>1</sup>
Financial assets and liabilities at fair value held for trading and Financial assets at fair value not held for trading													
Corporate and municipal bonds	0.7	0.9	0.0	0.0	Relative value to market comparable	Bond price equivalent	9	107	84	16	143	98	points
					Discounted expected cash flows	Discount margin	447	447		434	434		basis points
Traded loans, loans measured at fair value, loan commitments and guarantees	1.5	2.8	0.0	0.0	Relative value to market comparable	Loan price equivalent	20	100	97	0	101	99	points
					Discounted expected cash flows	Credit spread	200	350	287	175	800	436	basis points
					Market comparable and securitization model	Credit spread	125	1,343	301	28	1,544	241	basis points
Auction rate securities	1.7	1.6			Discounted expected cash flows	Credit spread	115	192	152	115	197	153	basis points
Investment fund units <sup>3</sup>	0.2	0.1	0.0	0.0	Relative value to market comparable	Net asset value							
Equity instruments <sup>3</sup>	0.9	0.8	0.1	0.1	Relative value to market comparable	Price							
Debt issued designated at fair value <sup>4</sup>			8.6	11.9									
Other financial liabilities designated at fair value			1.9	3.2	Discounted expected cash flows	Funding spread	25	175		24	175		basis points
Derivative financial instruments													
Interest rate	0.5	0.5	0.1	0.3	Option model	Volatility of interest rates	74	153		65	81		basis points
					Discounted expected cash flows								basis points
Credit derivatives	0.4	0.2	0.3	0.3		Credit spreads	10	410		1	583		points
						Bond price equivalent	3	232		2	136		points
Equity / index	0.7	0.4	1.2	1.5	Option model	Equity dividend yields	0	20		0	11		%
						Volatility of equity stocks, equity and other indices	2	118		4	98		%
						Equity-to-FX correlation	(29)	84		(29)	76		%
						Equity-to-equity correlation	(25)	100		(25)	100		%

<sup>1</sup> The ranges of significant unobservable inputs are represented in points, percentages and basis points. Points are a percentage of par (e.g., 100 points would be 100% of par). <sup>2</sup> Weighted averages are provided for most non-derivative financial instruments and were calculated by weighting inputs based on the fair values of the respective instruments. Weighted averages are not provided for inputs related to Other financial liabilities designated at fair value and Derivative financial instruments, as this would not be meaningful. <sup>3</sup> The range of inputs is not disclosed, as there is a dispersion of values given the diverse nature of the investments. <sup>4</sup> Debt issued designated at fair value primarily consists of structured notes, which include variable maturity notes with various equity and foreign exchange underlying risks, rates-linked and credit-linked notes, all of which have embedded derivative parameters that are considered to be unobservable. The equivalent derivative instrument parameters are presented in the respective derivative financial instruments lines in this table.

## Note 10 Fair value measurement (continued)

### d) Level 3 instruments: sensitivity to changes in unobservable input assumptions

The table below summarizes those financial assets and liabilities classified as Level 3 for which a change in one or more of the unobservable inputs to reflect reasonably possible alternative assumptions would change fair value significantly, and the estimated effect thereof.

The sensitivity data shown below presents an estimation of valuation uncertainty based on reasonably possible alternative values for Level 3 inputs at the balance sheet date and does not represent the estimated effect of stress scenarios. Typically, these financial assets and liabilities are sensitive to a combination of inputs from Levels 1–3. Although well-defined interdependencies may exist between Level 1 / 2 parameters and Level 3 parameters (e.g., between interest rates, which are generally Level 1 or Level 2, and prepayments, which are generally Level 3), these have not been incorporated in the table. Furthermore, direct interrelationships between the Level 3 parameters are not a significant element of the valuation uncertainty.

#### Sensitivity of fair value measurements to changes in unobservable input assumptions<sup>1</sup>

	30.9.22		30.6.22		31.12.21	
USD m	Favorable changes	Unfavorable changes	Favorable changes	Unfavorable changes	Favorable changes	Unfavorable changes
Traded loans, loans measured at fair value, loan commitments and guarantees	22	(19)	25	(32)	19	(13)
Securities financing transactions	41	(43)	53	(55)	41	(53)
Auction rate securities	55 <sup>2</sup>	(55) <sup>2</sup>	79	(79)	66	(66)
Asset-backed securities	31	(24)	25	(19)	20	(20)
Equity instruments	181	(161)	177	(152)	173	(146)
Interest rate derivatives, net	16 <sup>2</sup>	(23) <sup>2</sup>	41	(54)	29	(19)
Credit derivatives, net	3	(5)	7	(6)	5	(8)
Foreign exchange derivatives, net	10	(5)	11	(7)	19	(11)
Equity / index derivatives, net	326	(314)	382	(374)	368	(335)
Other	36 <sup>2</sup>	(80) <sup>2</sup>	63	(90)	50	(73)
<b>Total</b>	<b>721</b>	<b>(728)</b>	<b>861</b>	<b>(868)</b>	<b>790</b>	<b>(744)</b>

<sup>1</sup> Sensitivity of issued and over-the-counter debt instruments is reported with the equivalent derivative or securities financing instrument. <sup>2</sup> Includes refinements applied in estimating valuation uncertainty across various parameters.

### e) Level 3 instruments: movements during the period

The table on the following page presents additional information about material Level 3 assets and liabilities measured at fair value on a recurring basis. Level 3 assets and liabilities may be hedged with instruments classified as Level 1 or Level 2 in the fair value hierarchy and, as a result, realized and unrealized gains and losses included in the table may not include the effect of related hedging activity. Furthermore, the realized and unrealized gains and losses presented in the table are not limited solely to those arising from Level 3 inputs, as valuations are generally derived from both observable and unobservable parameters.

Assets and liabilities transferred into or out of Level 3 are presented as if those assets or liabilities had been transferred at the beginning of the year.



## Note 10 Fair value measurement (continued)

Movements of Level 3 instruments											
USD bn	Balance at the beginning of the period	Net gains / losses included in comprehensive income <sup>1</sup>	of which: related to instruments held at the end of the period	Purchases	Sales	Issuances	Settlements	Transfers into Level 3	Transfers out of Level 3	Foreign currency translation	Balance at the end of the period
For the nine months ended 30 September 2022 <sup>2</sup>											
Financial assets at fair value held for trading	2.3	(0.2)	(0.2)	0.3	(1.4)	0.3	0.0	0.3	(0.3)	(0.0)	1.3
of which: Investment fund units	0.0	0.0	0.0	0.0	(0.0)	0.0	0.0	0.1	(0.0)	(0.0)	0.1
of which: Corporate and municipal bonds	0.6	(0.0)	(0.0)	0.2	(0.2)	0.0	0.0	0.0	(0.0)	(0.0)	0.5
of which: Loans	1.4	(0.1)	(0.1)	0.0	(1.1)	0.3	0.0	0.0	(0.2)	(0.0)	0.5
Derivative financial instruments – assets	1.1	0.8	0.5	0.0	0.0	0.6	(0.7)	0.1	(0.1)	(0.1)	1.7
of which: Interest rate	0.5	0.2	0.2	0.0	0.0	0.0	(0.1)	0.1	(0.1)	(0.1)	0.5
of which: Equity / index	0.4	0.4	0.3	0.0	0.0	0.2	(0.3)	0.0	(0.0)	(0.0)	0.7
of which: Credit derivatives	0.2	0.1	(0.1)	0.0	0.0	0.2	(0.2)	0.0	0.0	0.0	0.4
Financial assets at fair value not held for trading	4.2	0.1	0.1	0.6	(0.8)	0.1	(0.0)	0.1	(0.3)	(0.1)	3.9
of which: Loans	0.9	(0.0)	(0.1)	0.4	(0.4)	0.1	0.0	0.0	(0.3)	(0.0)	0.7
of which: Auction rate securities	1.6	0.1	0.1	0.0	0.0	0.0	0.0	0.0	0.0	0.0	1.7
of which: Equity instruments	0.7	0.0	0.0	0.1	(0.1)	0.0	0.0	0.1	0.0	(0.0)	0.8
Derivative financial instruments – liabilities	2.2	(0.8)	(0.6)	0.0	0.0	1.3	(0.8)	0.1	(0.2)	(0.2)	1.7
of which: Interest rate	0.3	(0.2)	(0.1)	0.0	0.0	0.1	(0.0)	0.0	0.0	(0.1)	0.1
of which: Equity / index	1.5	(0.5)	(0.5)	0.0	0.0	1.0	(0.7)	0.0	(0.2)	(0.1)	1.2
of which: Credit derivatives	0.3	(0.1)	(0.1)	0.0	0.0	0.1	(0.0)	0.1	(0.0)	(0.0)	0.3
Debt issued designated at fair value	11.9	(1.7)	(1.4)	0.0	0.0	4.4	(3.0)	0.5	(2.8)	(0.5)	8.6
Other financial liabilities designated at fair value	3.2	(1.0)	(1.0)	0.0	0.0	0.2	(0.3)	0.1	(0.2)	(0.1)	1.9
For the nine months ended 30 September 2021											
Financial assets at fair value held for trading	2.3	0.0	(0.0)	0.3	(1.0)	0.2	0.0	0.2	(0.2)	(0.0)	1.8
of which: Investment fund units	0.0	(0.0)	(0.0)	0.0	(0.0)	0.0	0.0	0.0	(0.0)	(0.0)	0.0
of which: Corporate and municipal bonds	0.8	0.0	0.0	0.2	(0.2)	0.0	0.0	0.0	(0.1)	(0.0)	0.8
of which: Loans	1.1	0.0	0.0	0.0	(0.6)	0.2	0.0	0.0	(0.2)	0.0	0.7
Derivative financial instruments – assets	1.8	(0.2)	(0.2)	0.0	0.0	0.5	(0.5)	0.1	(0.1)	(0.0)	1.4
of which: Interest rate	0.5	(0.1)	(0.1)	0.0	0.0	0.0	(0.1)	0.0	(0.0)	(0.0)	0.3
of which: Equity / index	0.9	0.0	0.0	0.0	0.0	0.3	(0.4)	0.0	(0.1)	(0.0)	0.7
of which: Credit derivatives	0.3	(0.1)	(0.1)	0.0	0.0	0.1	(0.0)	0.1	(0.0)	0.0	0.3
Financial assets at fair value not held for trading	3.9	0.1	0.1	0.8	(0.4)	0.0	0.0	0.1	(0.3)	(0.0)	4.3
of which: Loans	0.9	0.0	0.0	0.4	(0.2)	0.0	0.0	0.0	(0.3)	(0.0)	0.9
of which: Auction rate securities	1.5	0.0	0.0	0.0	0.0	0.0	0.0	0.0	0.0	0.0	1.6
of which: Equity instruments	0.5	0.1	0.1	0.1	(0.1)	0.0	0.0	0.0	(0.0)	(0.0)	0.6
Derivative financial instruments – liabilities	3.5	0.2	(0.0)	0.0	0.0	0.8	(1.6)	0.0	(0.3)	(0.0)	2.5
of which: Interest rate	0.5	(0.0)	(0.0)	0.0	0.0	0.1	(0.1)	0.0	(0.0)	(0.0)	0.5
of which: Equity / index	2.3	0.4	0.1	0.0	0.0	0.6	(1.4)	0.0	(0.2)	(0.0)	1.6
of which: Credit derivatives	0.5	(0.2)	(0.2)	0.0	0.0	0.1	(0.0)	0.0	(0.1)	(0.0)	0.3
Debt issued designated at fair value	9.6	0.2	0.2	0.0	0.0	7.7	(3.4)	0.2	(0.9)	(0.2)	13.2
Other financial liabilities designated at fair value	2.1	(0.0)	(0.0)	0.0	0.0	1.2	(0.3)	0.0	(0.0)	(0.0)	3.0

<sup>1</sup> Net gains / losses included in comprehensive income are recognized in Net interest income and Other net income from financial instruments measured at fair value through profit or loss in the Income statement, and also in Gains / (losses) from own credit on financial liabilities designated at fair value, before tax in the Statement of comprehensive income. <sup>2</sup> Total Level 3 assets as of 30 September 2022 were USD 6.8bn (31 December 2021: USD 7.6bn). Total Level 3 liabilities as of 30 September 2022 were USD 12.3bn (31 December 2021: USD 17.4bn).

## Note 10 Fair value measurement (continued)

### f) Financial instruments not measured at fair value

The table below reflects the estimated fair values of financial instruments not measured at fair value. Valuation principles applied when determining fair value estimates for financial instruments not measured at fair value are consistent with those described in "Note 21 Fair value measurement" in the "Consolidated financial statements" section of the Annual Report 2021.

#### Financial instruments not measured at fair value

	30.9.22		30.6.22		31.12.21	
USD bn	Carrying amount	Fair value	Carrying amount	Fair value	Carrying amount	Fair value
<b>Assets</b>						
Cash and balances at central banks	166.4	166.4	190.4	190.4	192.8	192.8
Loans and advances to banks	14.4	14.4	16.4	16.4	15.4	15.3
Receivables from securities financing transactions	66.9	66.9	63.3	63.3	75.0	75.0
Cash collateral receivables on derivative instruments	48.2	48.2	43.8	43.8	30.5	30.5
Loans and advances to customers	374.7	363.0	384.9	374.6	398.7	397.9
Other financial assets measured at amortized cost <sup>1</sup>	47.0	44.6	37.6	36.1	26.2	26.5
<b>Liabilities</b>						
Amounts due to banks	13.9	13.9	15.2	15.2	13.1	13.1
Payables from securities financing transactions	4.5	4.5	6.0	6.0	5.5	5.5
Cash collateral payables on derivative instruments	44.3	44.3	40.5	40.5	31.8	31.8
Customer deposits	498.2	497.9	514.3	514.3	544.8	544.8
Funding from UBS Group AG measured at amortized cost	55.7	54.4	57.1	56.2	57.3	58.8
Debt issued measured at amortized cost	55.4	54.8	65.8	65.1	82.4	82.8
Other financial liabilities measured at amortized cost <sup>2</sup>	7.0	7.0	7.4	7.4	6.3	6.3

<sup>1</sup> Effective 1 April 2022, a portfolio of assets previously classified as Financial assets measured at fair value through other comprehensive income was reclassified to Other financial assets measured at amortized cost. Refer to Note 1 for more information. <sup>2</sup> Excludes lease liabilities.

## Note 11 Derivative instruments

### a) Derivative instruments

	Derivative financial assets	Notional values related to derivative financial assets <sup>1</sup>	Derivative financial liabilities	Notional values related to derivative financial liabilities <sup>1</sup>	Other notional values <sup>2</sup>
<i>As of 30.9.22, USD bn</i>					
<b>Derivative financial instruments</b>					
Interest rate	41.3	975	38.8	970	10,300
Credit derivatives	1.7	48	1.5	48	0
Foreign exchange	115.8	3,299	114.6	3,108	45
Equity / index	33.5	367	34.2	418	68
Commodities	2.0	73	2.2	65	17
Loan commitments measured at FVTPL	0.0	1	0.1	5	
Unsettled purchases of non-derivative financial instruments <sup>3</sup>	0.4	28	0.5	22	
Unsettled sales of non-derivative financial instruments <sup>3</sup>	0.4	28	0.4	18	
<b>Total derivative financial instruments, based on IFRS netting<sup>4</sup></b>	<b>195.2</b>	<b>4,819</b>	<b>192.3</b>	<b>4,655</b>	<b>10,430</b>
Further netting potential not recognized on the balance sheet <sup>5</sup>	(177.7)		(176.1)		
of which: netting of recognized financial liabilities / assets	(142.8)		(142.8)		
of which: netting with collateral received / pledged	(35.0)		(33.3)		
<b>Total derivative financial instruments, after consideration of further netting potential</b>	<b>17.5</b>		<b>16.2</b>		

<i>As of 30.6.22, USD bn</i>					
<b>Derivative financial instruments</b>					
Interest rate	38.3	1,083	34.7	1,051	9,799
Credit derivatives	2.1	48	1.8	47	0
Foreign exchange	83.4	3,252	82.5	3,092	33
Equity / index	33.9	388	34.6	457	69
Commodities	2.0	78	2.2	70	16
Loan commitments measured at FVTPL	0.0	1	0.0	7	
Unsettled purchases of non-derivative financial instruments <sup>3</sup>	0.3	29	0.5	22	
Unsettled sales of non-derivative financial instruments <sup>3</sup>	0.5	30	0.5	24	
<b>Total derivative financial instruments, based on IFRS netting<sup>4</sup></b>	<b>160.5</b>	<b>4,910</b>	<b>156.9</b>	<b>4,771</b>	<b>9,916</b>
Further netting potential not recognized on the balance sheet <sup>5</sup>	(146.5)		(141.0)		
of which: netting of recognized financial liabilities / assets	(116.0)		(116.0)		
of which: netting with collateral received / pledged	(30.5)		(24.9)		
<b>Total derivative financial instruments, after consideration of further netting potential</b>	<b>14.0</b>		<b>15.9</b>		

<i>As of 31.12.21, USD bn</i>					
<b>Derivative financial instruments</b>					
Interest rate	33.2	991	28.7	943	8,675
Credit derivatives	1.4	45	1.8	46	0
Foreign exchange	53.3	3,031	54.1	2,939	1
Equity / index	28.2	457	34.9	604	80
Commodities	1.6	58	1.6	56	15
Loan commitments measured at FVTPL	0.0	1	0.0	8	
Unsettled purchases of non-derivative financial instruments <sup>3</sup>	0.1	13	0.2	11	
Unsettled sales of non-derivative financial instruments <sup>3</sup>	0.2	18	0.1	9	
<b>Total derivative financial instruments, based on IFRS netting<sup>4</sup></b>	<b>118.1</b>	<b>4,614</b>	<b>121.3</b>	<b>4,617</b>	<b>8,771</b>
Further netting potential not recognized on the balance sheet <sup>5</sup>	(107.4)		(107.0)		
of which: netting of recognized financial liabilities / assets	(88.9)		(88.9)		
of which: netting with collateral received / pledged	(18.5)		(18.1)		
<b>Total derivative financial instruments, after consideration of further netting potential</b>	<b>10.7</b>		<b>14.3</b>		

<sup>1</sup> In cases where derivative financial instruments are presented on a net basis on the balance sheet, the respective notional values of the netted derivative financial instruments are still presented on a gross basis. Notional amounts of client-cleared ETD and OTC transactions through central clearing counterparties are not disclosed, as they have a significantly different risk profile. <sup>2</sup> Other notional values relate to derivatives that are cleared through either a central counterparty or an exchange. The fair value of these derivatives is presented on the balance sheet net of the corresponding cash margin under Cash collateral receivables on derivative instruments and Cash collateral payables on derivative instruments and was not material for any of the periods presented. <sup>3</sup> Changes in the fair value of purchased and sold non-derivative financial instruments between trade date and settlement date are recognized as derivative financial instruments. <sup>4</sup> Financial assets and liabilities are presented net on the balance sheet if UBS AG has the unconditional and legally enforceable right to offset the recognized amounts, both in the normal course of business and in the event of default, bankruptcy or insolvency of UBS AG or its counterparties, and intends either to settle on a net basis or to realize the asset and settle the liability simultaneously. <sup>5</sup> Reflects the netting potential in accordance with enforceable master netting and similar arrangements where not all criteria for a net presentation on the balance sheet have been met. Refer to "Note 22 Offsetting financial assets and financial liabilities" in the "Consolidated financial statements" section of the Annual Report 2021 for more information.

## Note 11 Derivative instruments (continued)

### b) Cash collateral on derivative instruments

USD bn	Receivables 30.9.22	Payables 30.9.22	Receivables 30.6.22	Payables 30.6.22	Receivables 31.12.21	Payables 31.12.21
Cash collateral on derivative instruments, based on IFRS netting <sup>1</sup>	48.2	44.3	43.8	40.5	30.5	31.8
Further netting potential not recognized on the balance sheet <sup>2</sup>	(30.2)	(25.6)	(23.2)	(22.6)	(18.4)	(16.4)
of which: netting of recognized financial liabilities / assets	(28.2)	(23.6)	(20.4)	(19.9)	(15.2)	(13.1)
of which: netting with collateral received / pledged	(2.1)	(2.1)	(2.8)	(2.8)	(3.3)	(3.3)
<b>Cash collateral on derivative instruments, after consideration of further netting potential</b>	<b>18.0</b>	<b>18.7</b>	20.6	17.9	12.1	15.4

<sup>1</sup> Financial assets and liabilities are presented net on the balance sheet if UBS AG has the unconditional and legally enforceable right to offset the recognized amounts, both in the normal course of business and in the event of default, bankruptcy or insolvency of UBS AG or its counterparties, and intends either to settle on a net basis or to realize the asset and settle the liability simultaneously. <sup>2</sup> Reflects the netting potential in accordance with enforceable master netting and similar arrangements where not all criteria for a net presentation on the balance sheet have been met. Refer to "Note 22 Offsetting financial assets and financial liabilities" in the "Consolidated financial statements" section of the Annual Report 2021 for more information.

## Note 12 Other assets and liabilities

### a) Other financial assets measured at amortized cost

USD m	30.9.22	30.6.22	31.12.21
Debt securities <sup>1</sup>	39,259	29,812	18,858
Loans to financial advisors	2,505	2,447	2,453
Fee- and commission-related receivables	1,867	1,965	1,966
Finance lease receivables	1,270	1,283	1,356
Settlement and clearing accounts	611	500	455
Accrued interest income	854	681	521
Other	680	863	627
<b>Total other financial assets measured at amortized cost</b>	<b>47,045</b>	37,551	26,236

<sup>1</sup> Effective 1 April 2022, a portfolio of assets previously classified as Financial assets measured at fair value through other comprehensive income was reclassified to Other financial assets measured at amortized cost. Refer to Note 1 for more information.

### b) Other non-financial assets

USD m	30.9.22	30.6.22	31.12.21
Precious metals and other physical commodities	4,133	4,377	5,258
Deposits and collateral provided in connection with litigation, regulatory and similar matters <sup>1</sup>	2,018	2,150	1,526
Prepaid expenses	785	731	717
VAT and other tax receivables	445	410	591
Properties and other non-current assets held for sale	239	257	32
Assets of disposal groups held for sale <sup>2</sup>		823	1,093
Other	899	819	618
<b>Total other non-financial assets</b>	<b>8,519</b>	9,567	9,836

<sup>1</sup> Refer to Note 16 for more information. <sup>2</sup> In the third quarter of 2022, UBS AG completed the sale of its domestic wealth management business in Spain and the sale of UBS Swiss Financial Advisers AG.

### c) Other financial liabilities measured at amortized cost

USD m	30.9.22	30.6.22	31.12.21
Other accrued expenses	1,561	1,500	1,642
Accrued interest expenses	1,186	1,238	1,134
Settlement and clearing accounts	1,528	1,866	1,282
Lease liabilities	3,014	3,140	3,438
Other	2,701	2,773	2,269
<b>Total other financial liabilities measured at amortized cost</b>	<b>9,990</b>	10,516	9,765

### d) Other financial liabilities designated at fair value

USD m	30.9.22	30.6.22	31.12.21
Financial liabilities related to unit-linked investment contracts	12,321	14,503	21,466
Securities financing transactions	11,376	12,026	6,377
Over-the-counter debt instruments	1,740	2,036	2,128
Funding from UBS Group AG	1,679	1,807	2,340
Other			103
<b>Total other financial liabilities designated at fair value</b>	<b>27,116</b>	30,373	32,414

## Note 12 Other assets and liabilities (continued)

### e) Other non-financial liabilities

USD m	30.9.22	30.6.22	31.12.21
Compensation-related liabilities	3,844	3,338	4,795
of which: net defined benefit liability	412	462	617
Deferred tax liabilities	293	201	297
Current tax liabilities	898	935	1,365
VAT and other tax payables	444	490	524
Deferred income	248	233	225
Liabilities of disposal groups held for sale <sup>1</sup>		1,351	1,298
Other	29	70	68
<b>Total other non-financial liabilities</b>	<b>5,757</b>	<b>6,618</b>	<b>8,572</b>

<sup>1</sup> In the third quarter of 2022, UBS AG completed the sale of its domestic wealth management business in Spain and the sale of UBS Swiss Financial Advisers AG.

## Note 13 Debt issued designated at fair value

USD m	30.9.22	30.6.22	31.12.21
Equity-linked <sup>1</sup>	37,785	39,629	47,059
Rates-linked	16,559	16,916	16,369
Credit-linked	2,330	2,147	1,723
Fixed-rate	5,887	5,411	2,868
Commodity-linked	4,350	4,640	2,911
Other	784	1,715	529
<b>Total debt issued designated at fair value</b>	<b>67,696</b>	<b>70,457</b>	<b>71,460</b>

<sup>1</sup> Includes investment fund unit-linked instruments issued.

## Note 14 Debt issued measured at amortized cost

USD m	30.9.22	30.6.22	31.12.21
<b>Short-term debt<sup>1</sup></b>	<b>24,849</b>	<b>31,525</b>	<b>43,098</b>
Senior unsecured debt other than TLAC	19,050	20,109	23,328
Covered bonds			1,389
Subordinated debt	2,959	5,008	5,163
of which: low-trigger loss-absorbing tier 2 capital instruments	2,427	2,471	2,596
of which: non-Basel III-compliant tier 2 capital instruments	531	538	547
Debt issued through the Swiss central mortgage institutions	8,567	9,177	9,454
<b>Long-term debt<sup>2</sup></b>	<b>30,576</b>	<b>34,294</b>	<b>39,334</b>
<b>Total debt issued measured at amortized cost<sup>3</sup></b>	<b>55,425</b>	<b>65,820</b>	<b>82,432</b>

<sup>1</sup> Debt with an original contractual maturity of less than one year, mainly consisting of certificates of deposit and commercial paper. <sup>2</sup> Debt with an original contractual maturity greater than or equal to one year. The classification of debt issued into short-term and long-term does not consider any early redemption features. <sup>3</sup> Net of bifurcated embedded derivatives, the fair value of which was not material for any of the periods presented.

## Note 15 Interest rate benchmark reform

During 2022, UBS AG has continued to manage the transition to alternative reference rates (ARRs). The transition of non-USD interbank offered rates (IBORs) is substantially complete, with efforts now focused on managing the transition of the remaining USD London Interbank Offered Rate (LIBOR) exposures.

On 15 March 2022, the US enacted federal legislation, the Adjustable Interest Rate (LIBOR) Act, which is substantially based on, and supersedes, the New York State LIBOR legislation. The Adjustable Interest Rate (LIBOR) Act provides a legislative solution for USD LIBOR legacy products governed by any US state law should such products fail to transition prior to the USD LIBOR cessation date of 30 June 2023.

In January 2022, UBS AG completed the transition of USD LIBOR-linked balances related to brokerage accounts. Substantially all US securities-based lending that was outstanding as of 31 December 2021 has been transitioned to the Secured Overnight Financing Rate (SOFR) and UBS AG continues to make good progress on the transition of the remaining USD LIBOR non-derivative assets and liabilities.

In August 2022, to facilitate the transition of derivatives linked to the USD LIBOR Swap Rate, UBS AG adhered to the June 2022 Benchmark Module of the ISDA 2021 Fallbacks Protocol on the USD LIBOR Swap Rate. The transition of USD LIBOR-cleared derivatives is planned to commence in the second quarter of 2023.

## Note 16 Provisions and contingent liabilities

### a) Provisions

The table below presents an overview of total provisions.

USD m	30.9.22	30.6.22	31.12.21
Provisions other than provisions for expected credit losses	3,053	3,215	3,256
Provisions for expected credit losses <sup>1</sup>	182	192	196
<b>Total provisions</b>	<b>3,235</b>	<b>3,407</b>	<b>3,452</b>

<sup>1</sup> Refer to Note 9c for more information.

The following table presents additional information for provisions other than provisions for expected credit losses.

USD m	Litigation, regulatory and similar matters <sup>1</sup>	Restructuring <sup>2</sup>	Other <sup>3</sup>	Total
<b>Balance as of 31 December 2021</b>	2,798	137	321	3,256
<b>Balance as of 30 June 2022</b>	2,798	114	302	3,215
Increase in provisions recognized in the income statement	25	25	10	60
Release of provisions recognized in the income statement	(4)	(5)	(5)	(15)
Provisions used in conformity with designated purpose	(52)	(40)	(10)	(102)
Foreign currency translation / unwind of discount	(90)	(4)	(12)	(105)
<b>Balance as of 30 September 2022</b>	<b>2,677</b>	<b>90</b>	<b>285</b>	<b>3,053</b>

<sup>1</sup> Consists of provisions for losses resulting from legal, liability and compliance risks. <sup>2</sup> Consists of personnel-related restructuring provisions of USD 56m as of 30 September 2022 (30 June 2022: USD 75m; 31 December 2021: USD 90m) and provisions for onerous contracts of USD 34m as of 30 September 2022 (30 June 2022: USD 40m; 31 December 2021: USD 47m). <sup>3</sup> Mainly includes provisions related to real estate, employee benefits and operational risks.

Restructuring provisions relate to personnel-related provisions and onerous contracts. Personnel-related restructuring provisions are generally used within a short period of time. The level of personnel-related provisions can change when natural staff attrition reduces the number of people affected by a restructuring event, and therefore results in lower estimated costs. Onerous contracts for property are recognized when UBS is committed to pay for non-lease components, such as utilities, service charges, taxes and maintenance, when a property is vacated or not fully recovered from sub-tenants.

Information about provisions and contingent liabilities in respect of litigation, regulatory and similar matters, as a class, is included in Note 16b. There are no material contingent liabilities associated with the other classes of provisions.

**b) Litigation, regulatory and similar matters**

---

UBS operates in a legal and regulatory environment that exposes it to significant litigation and similar risks arising from disputes and regulatory proceedings. As a result, UBS is involved in various disputes and legal proceedings, including litigation, arbitration, and regulatory and criminal investigations. "UBS," "we" and "our" may, for purposes of this Note, refer to UBS AG and / or one or more of its subsidiaries, as applicable.

Such matters are subject to many uncertainties, and the outcome and the timing of resolution are often difficult to predict, particularly in the earlier stages of a case. There are also situations where UBS may enter into a settlement agreement. This may occur in order to avoid the expense, management distraction or reputational implications of continuing to contest liability, even for those matters for which UBS believes it should be exonerated. The uncertainties inherent in all such matters affect the amount and timing of any potential outflows for both matters with respect to which provisions have been established and other contingent liabilities. UBS makes provisions for such matters brought against it when, in the opinion of management after seeking legal advice, it is more likely than not that UBS has a present legal or constructive obligation as a result of past events, it is probable that an outflow of resources will be required, and the amount can be reliably estimated. Where these factors are otherwise satisfied, a provision may be established for claims that have not yet been asserted against UBS, but are nevertheless expected to be, based on UBS's experience with similar asserted claims. If any of those conditions is not met, such matters result in contingent liabilities. If the amount of an obligation cannot be reliably estimated, a liability exists that is not recognized even if an outflow of resources is probable. Accordingly, no provision is established even if the potential outflow of resources with respect to such matters could be significant. Developments relating to a matter that occur after the relevant reporting period, but prior to the issuance of financial statements, which affect management's assessment of the provision for such matter (because, for example, the developments provide evidence of conditions that existed at the end of the reporting period), are adjusting events after the reporting period under IAS 10 and must be recognized in the financial statements for the reporting period.

Specific litigation, regulatory and other matters are described below, including all such matters that management considers to be material and others that management believes to be of significance due to potential financial, reputational and other effects. The amount of damages claimed, the size of a transaction or other information is provided where available and appropriate in order to assist users in considering the magnitude of potential exposures.

In the case of certain matters below, we state that we have established a provision, and for the other matters, we make no such statement. When we make this statement and we expect disclosure of the amount of a provision to prejudice seriously our position with other parties in the matter because it would reveal what UBS believes to be the probable and reliably estimable outflow, we do not disclose that amount. In some cases we are subject to confidentiality obligations that preclude such disclosure. With respect to the matters for which we do not state whether we have established a provision, either: (a) we have not established a provision, in which case the matter is treated as a contingent liability under the applicable accounting standard; or (b) we have established a provision but expect disclosure of that fact to prejudice seriously our position with other parties in the matter because it would reveal the fact that UBS believes an outflow of resources to be probable and reliably estimable.

With respect to certain litigation, regulatory and similar matters for which we have established provisions, we are able to estimate the expected timing of outflows. However, the aggregate amount of the expected outflows for those matters for which we are able to estimate expected timing is immaterial relative to our current and expected levels of liquidity over the relevant time periods.

The aggregate amount provisioned for litigation, regulatory and similar matters as a class is disclosed in the "Provisions" table in Note 16a above. It is not practicable to provide an aggregate estimate of liability for our litigation, regulatory and similar matters as a class of contingent liabilities. Doing so would require UBS to provide speculative legal assessments as to claims and proceedings that involve unique fact patterns or novel legal theories, that have not yet been initiated or are at early stages of adjudication, or as to which alleged damages have not been quantified by the claimants. Although UBS therefore cannot provide a numerical estimate of the future losses that could arise from litigation, regulatory and similar matters, UBS believes that the aggregate amount of possible future losses from this class that are more than remote substantially exceeds the level of current provisions.



## Note 16 Provisions and contingent liabilities (continued)

Litigation, regulatory and similar matters may also result in non-monetary penalties and consequences. A guilty plea to, or conviction of, a crime could have material consequences for UBS. Resolution of regulatory proceedings may require UBS to obtain waivers of regulatory disqualifications to maintain certain operations, may entitle regulatory authorities to limit, suspend or terminate licenses and regulatory authorizations, and may permit financial market utilities to limit, suspend or terminate UBS's participation in such utilities. Failure to obtain such waivers, or any limitation, suspension or termination of licenses, authorizations or participations, could have material consequences for UBS.

The risk of loss associated with litigation, regulatory and similar matters is a component of operational risk for purposes of determining capital requirements. Information concerning our capital requirements and the calculation of operational risk for this purpose is included in the "Capital management" section of the UBS Group third quarter 2022 report.

### Provisions for litigation, regulatory and similar matters by business division and in Group Functions<sup>1</sup>

<i>USD m</i>	Global Wealth Management	Personal & Corporate Banking	Asset Management	Investment Bank	Group Functions	Total
Balance as of 31 December 2021	1,338	181	8	310	962	2,798
Balance as of 30 June 2022	1,289	168	8	387	946	2,798
Increase in provisions recognized in the income statement	22	0	0	3	0	25
Release of provisions recognized in the income statement	(4)	0	0	0	0	(4)
Provisions used in conformity with designated purpose	(44)	0	0	0	(8)	(52)
Foreign currency translation / unwind of discount	(68)	(10)	0	(11)	(1)	(90)
Balance as of 30 September 2022	1,195	158	8	378	937	2,677

<sup>1</sup> Provisions, if any, for the matters described in items 3 and 4 of this Note are recorded in Global Wealth Management, and provisions, if any, for the matters described in item 2 are recorded in Group Functions. Provisions, if any, for the matters described in items 1 and 6 of this Note are allocated between Global Wealth Management and Personal & Corporate Banking, provisions, if any, for the matters described in item 5 are allocated between the Investment Bank and Group Functions, and provisions, if any, for the matters described in item 7 are allocated between Global Wealth Management and the Investment Bank.

### 1. Inquiries regarding cross-border wealth management businesses

Tax and regulatory authorities in a number of countries have made inquiries, served requests for information or examined employees located in their respective jurisdictions relating to the cross-border wealth management services provided by UBS and other financial institutions. It is possible that the implementation of automatic tax information exchange and other measures relating to cross-border provision of financial services could give rise to further inquiries in the future. UBS has received disclosure orders from the Swiss Federal Tax Administration (FTA) to transfer information based on requests for international administrative assistance in tax matters. The requests concern a number of UBS account numbers pertaining to current and former clients and are based on data from 2006 and 2008. UBS has taken steps to inform affected clients about the administrative assistance proceedings and their procedural rights, including the right to appeal. The requests are based on data received from the German authorities, who seized certain data related to UBS clients booked in Switzerland during their investigations and have apparently shared this data with other European countries. UBS expects additional countries to file similar requests.

Since 2013, UBS (France) S.A., UBS AG and certain former employees have been under investigation in France in relation to UBS's cross-border business with French clients. In connection with this investigation, the investigating judges ordered UBS AG to provide bail ("caution") of EUR 1.1bn.



## Note 16 Provisions and contingent liabilities (continued)

On 20 February 2019, the court of first instance returned a verdict finding UBS AG guilty of unlawful solicitation of clients on French territory and aggravated laundering of the proceeds of tax fraud, and UBS (France) S.A. guilty of aiding and abetting unlawful solicitation and of laundering the proceeds of tax fraud. The court imposed fines aggregating EUR 3.7bn on UBS AG and UBS (France) S.A. and awarded EUR 800m of civil damages to the French state. A trial in the French Court of Appeal took place in March 2021. On 13 December 2021, the Court of Appeal found UBS AG guilty of unlawful solicitation and aggravated laundering of the proceeds of tax fraud. The court ordered a fine of EUR 3.75m, the confiscation of EUR 1bn, and awarded civil damages to the French state of EUR 800m. The court also found UBS (France) SA guilty of the aiding and abetting of unlawful solicitation and ordered it to pay a fine of EUR 1.875m. UBS AG has filed an appeal with the French Supreme Court to preserve its rights. The notice of appeal enables UBS AG to thoroughly assess the verdict of the Court of Appeal and to determine next steps in the best interest of its stakeholders. The fine and confiscation imposed by the Court of Appeal are suspended during the appeal. The civil damages award has been paid to the French state (EUR 99m of which was deducted from the bail), subject to the result of UBS's appeal.

Our balance sheet at 30 September 2022 reflected provisions with respect to this matter in an amount of EUR 1.1bn (USD 1.1bn). The wide range of possible outcomes in this case contributes to a high degree of estimation uncertainty and the provision reflects our best estimate of possible financial implications, although actual penalties and civil damages could exceed (or may be less than) the provision amount.

Our balance sheet at 30 September 2022 reflected provisions with respect to matters described in this item 1 in an amount that UBS believes to be appropriate under the applicable accounting standard. As in the case of other matters for which we have established provisions, the future outflow of resources in respect of such matters cannot be determined with certainty based on currently available information and accordingly may ultimately prove to be substantially greater (or may be less) than the provision that we have recognized.

### 2. Claims related to sales of residential mortgage-backed securities and mortgages

From 2002 through 2007, prior to the crisis in the US residential loan market, UBS was a substantial issuer and underwriter of US residential mortgage-backed securities (RMBS) and was a purchaser and seller of US residential mortgages.

In November 2018, the DOJ filed a civil complaint in the District Court for the Eastern District of New York. The complaint seeks unspecified civil monetary penalties under the Financial Institutions Reform, Recovery and Enforcement Act of 1989 related to UBS's issuance, underwriting and sale of 40 RMBS transactions in 2006 and 2007. UBS moved to dismiss the civil complaint on 6 February 2019. On 10 December 2019, the district court denied UBS's motion to dismiss.

Our balance sheet at 30 September 2022 reflected a provision with respect to matters described in this item 2 in an amount that UBS believes to be appropriate under the applicable accounting standard. As in the case of other matters for which we have established provisions, the future outflow of resources in respect of this matter cannot be determined with certainty based on currently available information and accordingly may ultimately prove to be substantially greater (or may be less) than the provision that we have recognized.

### 3. Madoff

In relation to the Bernard L. Madoff Investment Securities LLC (BMIS) investment fraud, UBS AG, UBS (Luxembourg) S.A. (now UBS Europe SE, Luxembourg branch) and certain other UBS subsidiaries have been subject to inquiries by a number of regulators, including the Swiss Financial Market Supervisory Authority (FINMA) and the Luxembourg Commission de Surveillance du Secteur Financier. Those inquiries concerned two third-party funds established under Luxembourg law, substantially all assets of which were with BMIS, as well as certain funds established in offshore jurisdictions with either direct or indirect exposure to BMIS. These funds faced severe losses, and the Luxembourg funds are in liquidation. The documentation establishing both funds identifies UBS entities in various roles, including custodian, administrator, manager, distributor and promoter, and indicates that UBS employees serve as board members.

In 2009 and 2010, the liquidators of the two Luxembourg funds filed claims against UBS entities, non-UBS entities and certain individuals, including current and former UBS employees, seeking amounts totaling approximately EUR 2.1bn, which includes amounts that the funds may be held liable to pay the trustee for the liquidation of BMIS (BMIS Trustee).

## Note 16 Provisions and contingent liabilities (continued)

A large number of alleged beneficiaries have filed claims against UBS entities (and non-UBS entities) for purported losses relating to the Madoff fraud. The majority of these cases have been filed in Luxembourg, where decisions that the claims in eight test cases were inadmissible have been affirmed by the Luxembourg Court of Appeal, and the Luxembourg Supreme Court has dismissed a further appeal in one of the test cases.

In the US, the BMIS Trustee filed claims against UBS entities, among others, in relation to the two Luxembourg funds and one of the offshore funds. The total amount claimed against all defendants in these actions was not less than USD 2bn. In 2014, the US Supreme Court rejected the BMIS Trustee's motion for leave to appeal decisions dismissing all claims except those for the recovery of approximately USD 125m of payments alleged to be fraudulent conveyances and preference payments. In 2016, the bankruptcy court dismissed these claims against the UBS entities. In February 2019, the Court of Appeals reversed the dismissal of the BMIS Trustee's remaining claims, and the US Supreme Court subsequently denied a petition seeking review of the Court of Appeals' decision. The case has been remanded to the Bankruptcy Court for further proceedings.

### 4. Puerto Rico

Declines since 2013 in the market prices of Puerto Rico municipal bonds and of closed-end funds (funds) that are sole-managed and co-managed by UBS Trust Company of Puerto Rico and distributed by UBS Financial Services Incorporated of Puerto Rico (UBS PR) led to multiple regulatory inquiries, which in 2014 and 2015, led to settlements with the Office of the Commissioner of Financial Institutions for the Commonwealth of Puerto Rico, the US Securities and Exchange Commission (SEC) and the Financial Industry Regulatory Authority.

Since then, UBS clients in Puerto Rico who own the funds or Puerto Rico municipal bonds and/or who used their UBS account assets as collateral for UBS non-purpose loans filed customer complaints and arbitration demands seeking aggregate damages of USD 3.4bn, of which USD 3.3bn have been resolved through settlements, arbitration or withdrawal of claims. Allegations include fraud, misrepresentation and unsuitability of the funds and of the loans.

A shareholder derivative action was filed in 2014 against various UBS entities and current and certain former directors of the funds, alleging hundreds of millions of US dollars in losses in the funds. In 2021, the parties reached an agreement to settle this matter for USD 15m, subject to court approval.

In 2011, a purported derivative action was filed on behalf of the Employee Retirement System of the Commonwealth of Puerto Rico (System) against over 40 defendants, including UBS PR, which was named in connection with its underwriting and consulting services. Plaintiffs alleged that defendants violated their purported fiduciary duties and contractual obligations in connection with the issuance and underwriting of USD 3bn of bonds by the System in 2008 and sought damages of over USD 800m. In 2016, the court granted the System's request to join the action as a plaintiff. In 2017, the court denied defendants' motion to dismiss the complaint. In 2020, the court denied plaintiffs' motion for summary judgment. In 2022, UBS filed a motion to dismiss in the bankruptcy proceeding.

Beginning in 2015, certain agencies and public corporations of the Commonwealth of Puerto Rico (Commonwealth) defaulted on certain interest payments on Puerto Rico bonds. In 2016, US federal legislation created an oversight board with power to oversee Puerto Rico's finances and to restructure its debt. The oversight board has imposed a stay on the exercise of certain creditors' rights. In 2017, the oversight board placed certain of the bonds into a bankruptcy-like proceeding under the supervision of a Federal District Judge.

In May 2019, the oversight board filed complaints in Puerto Rico federal district court bringing claims against financial, legal and accounting firms that had participated in Puerto Rico municipal bond offerings, including UBS, seeking a return of underwriting and swap fees paid in connection with those offerings. UBS estimates that it received approximately USD 125m in fees in the relevant offerings.

In August 2019, and February and November 2020, four US insurance companies that insured issues of Puerto Rico municipal bonds sued UBS and several other underwriters of Puerto Rico municipal bonds in three separate cases. The actions collectively seek recovery of an aggregate of USD 955m in damages from the defendants. The plaintiffs in these cases claim that defendants failed to reasonably investigate financial statements in the offering materials for the insured Puerto Rico bonds issued between 2002 and 2007, which plaintiffs argue they relied upon in agreeing to insure the bonds notwithstanding that they had no contractual relationship with the underwriters. Defendants' motions to dismiss have been granted in all three cases; those decisions are being appealed by the plaintiffs.

## Note 16 Provisions and contingent liabilities (continued)

Our balance sheet at 30 September 2022 reflected provisions with respect to matters described in this item 4 in amounts that UBS believes to be appropriate under the applicable accounting standard. As in the case of other matters for which we have established provisions, the future outflow of resources in respect of such matters cannot be determined with certainty based on currently available information and accordingly may ultimately prove to be substantially greater (or may be less) than the provisions that we have recognized.

### 5. Foreign exchange, LIBOR and benchmark rates, and other trading practices

*Foreign exchange-related regulatory matters:* Beginning in 2013, numerous authorities commenced investigations concerning possible manipulation of foreign exchange markets and precious metals prices. As a result of these investigations, UBS entered into resolutions with Swiss, US and United Kingdom regulators and the European Commission. UBS was granted conditional immunity by the Antitrust Division of the DOJ and by authorities in other jurisdictions in connection with potential competition law violations relating to foreign exchange and precious metals businesses.

*Foreign exchange-related civil litigation:* Putative class actions have been filed since 2013 in US federal courts and in other jurisdictions against UBS and other banks on behalf of putative classes of persons who engaged in foreign currency transactions with any of the defendant banks. UBS has resolved US federal court class actions relating to foreign currency transactions with the defendant banks and persons who transacted in foreign exchange futures contracts and options on such futures under a settlement agreement that provides for UBS to pay an aggregate of USD 141m and provide cooperation to the settlement classes. Certain class members have excluded themselves from that settlement and have filed individual actions in US and English courts against UBS and other banks, alleging violations of US and European competition laws and unjust enrichment.

In 2015, a putative class action was filed in federal court against UBS and numerous other banks on behalf of persons and businesses in the US who directly purchased foreign currency from the defendants and alleged co-conspirators for their own end use. In March 2017, the court granted UBS's (and the other banks') motions to dismiss the complaint. The plaintiffs filed an amended complaint in August 2017. In March 2018, the court denied the defendants' motions to dismiss the amended complaint. In March 2022, the court denied plaintiffs' motion for class certification.

*LIBOR and other benchmark-related regulatory matters:* Numerous government agencies conducted investigations regarding potential improper attempts by UBS, among others, to manipulate LIBOR and other benchmark rates at certain times. UBS reached settlements or otherwise concluded investigations relating to benchmark interest rates with the investigating authorities. UBS was granted conditional leniency or conditional immunity from authorities in certain jurisdictions, including the Antitrust Division of the DOJ and the Swiss Competition Commission (WEKO), in connection with potential antitrust or competition law violations related to certain rates. However, UBS has not reached a final settlement with WEKO, as the Secretariat of WEKO has asserted that UBS does not qualify for full immunity.

*LIBOR and other benchmark-related civil litigation:* A number of putative class actions and other actions are pending in the federal courts in New York against UBS and numerous other banks on behalf of parties who transacted in certain interest rate benchmark-based derivatives. Also pending in the US and in other jurisdictions are a number of other actions asserting losses related to various products whose interest rates were linked to LIBOR and other benchmarks, including adjustable rate mortgages, preferred and debt securities, bonds pledged as collateral, loans, depository accounts, investments and other interest-bearing instruments. The complaints allege manipulation, through various means, of certain benchmark interest rates, including USD LIBOR, Euroyen TIBOR, Yen LIBOR, EURIBOR, CHF LIBOR, GBP LIBOR, SGD SIBOR and SOR and Australian BBSW, and seek unspecified compensatory and other damages under varying legal theories.

## Note 16 Provisions and contingent liabilities (continued)

*USD LIBOR class and individual actions in the US:* In 2013 and 2015, the district court in the USD LIBOR actions dismissed, in whole or in part, certain plaintiffs' antitrust claims, federal racketeering claims, CEA claims, and state common law claims, and again dismissed the antitrust claims in 2016 following an appeal. In December 2021, the Second Circuit affirmed the district court's dismissal in part and reversed in part and remanded to the district court for further proceedings. The Second Circuit, among other things, held that there was personal jurisdiction over UBS and other foreign defendants based on allegations that at least one alleged co-conspirator undertook an overt act in the United States. Separately, in 2018, the Second Circuit reversed in part the district court's 2015 decision dismissing certain individual plaintiffs' claims and certain of these actions are now proceeding. In 2018, the district court denied plaintiffs' motions for class certification in the USD class actions for claims pending against UBS, and plaintiffs sought permission to appeal that ruling to the Second Circuit. In July 2018, the Second Circuit denied the petition to appeal of the class of USD lenders and in November 2018 denied the petition of the USD exchange class. In January 2019, a putative class action was filed in the District Court for the Southern District of New York against UBS and numerous other banks on behalf of US residents who, since 1 February 2014, directly transacted with a defendant bank in USD LIBOR instruments. The complaint asserts antitrust claims. The defendants moved to dismiss the complaint in August 2019. In March 2020 the court granted defendants' motion to dismiss the complaint in its entirety. Plaintiffs have appealed the dismissal. In March 2022, the Second Circuit dismissed the appeal because appellants, who had been substituted in to replace the original plaintiffs who had withdrawn, lacked standing to pursue the appeal. In August 2020, an individual action was filed in the Northern District of California against UBS and numerous other banks alleging that the defendants conspired to fix the interest rate used as the basis for loans to consumers by jointly setting the USD LIBOR rate and monopolized the market for LIBOR-based consumer loans and credit cards. Defendants moved to dismiss the complaint in September 2021. In September 2022, the court granted defendants' motion to dismiss the complaint in its entirety, while allowing plaintiffs the opportunity to file an amended complaint. Plaintiffs filed an amended complaint in October 2022.

*Other benchmark class actions in the US:*

*Yen LIBOR / Euroyen TIBOR* – In 2014, 2015 and 2017, the court in one of the Yen LIBOR / Euroyen TIBOR lawsuits dismissed certain of the plaintiffs' claims, including the plaintiffs' federal antitrust and racketeering claims. In August 2020, the court granted defendants' motion for judgment on the pleadings and dismissed the lone remaining claim in the action as impermissibly extraterritorial. In October 2022, the appeals court affirmed the dismissal on multiple grounds. In 2017, the court dismissed the other Yen LIBOR / Euroyen TIBOR action in its entirety on standing grounds. In April 2020, the appeals court reversed the dismissal and in August 2020 plaintiffs in that action filed an amended complaint focused on Yen LIBOR. The court granted in part and denied in part defendants' motion to dismiss the amended complaint in September 2021. In August 2022, the court granted UBS's motion for reconsideration and dismissed the case against UBS.

*CHF LIBOR* – In 2017, the court dismissed the CHF LIBOR action on standing grounds and failure to state a claim. Plaintiffs filed an amended complaint, and the court granted a renewed motion to dismiss in September 2019. Plaintiffs appealed. In September 2021, the Second Circuit granted the parties' joint motion to vacate the dismissal and remand the case for further proceedings.

*EURIBOR* – In 2017, the court in the EURIBOR lawsuit dismissed the case as to UBS and certain other foreign defendants for lack of personal jurisdiction. Plaintiffs have appealed.

*SIBOR / SOR* – In October 2018, the court in the SIBOR / SOR action dismissed all but one of plaintiffs' claims against UBS. Plaintiffs filed an amended complaint, and the court granted a renewed motion to dismiss in July 2019. Plaintiffs appealed. In March 2021, the Second Circuit reversed the dismissal. Plaintiffs filed an amended complaint in October 2021, which defendants have moved to dismiss. In March 2022, plaintiffs reached a settlement in principle with the remaining defendants, including UBS. The court granted preliminary approval of the settlement in June 2022.

*BBSW* – In November 2018, the court dismissed the BBSW lawsuit as to UBS and certain other foreign defendants for lack of personal jurisdiction. Plaintiffs filed an amended complaint in April 2019, which UBS and other defendants moved to dismiss. In February 2020, the court granted in part and denied in part defendants' motions to dismiss the amended complaint. In August 2020, UBS and other BBSW defendants joined a motion for judgment on the pleadings, which the court denied in May 2021. In February 2022, plaintiffs reached a settlement in principle with the remaining defendants, including UBS. The court granted preliminary approval of the settlement in May 2022.

## Note 16 Provisions and contingent liabilities (continued)

*GBP LIBOR* – The court dismissed the GBP LIBOR action in August 2019. Plaintiffs have appealed.

*Government bonds:* Putative class actions have been filed since 2015 in US federal courts against UBS and other banks on behalf of persons who participated in markets for US Treasury securities since 2007. A consolidated complaint was filed in 2017 in the US District Court for the Southern District of New York alleging that the banks colluded with respect to, and manipulated prices of, US Treasury securities sold at auction and in the secondary market and asserting claims under the antitrust laws and for unjust enrichment. Defendants' motions to dismiss the consolidated complaint were granted in March 2021. Plaintiffs filed an amended complaint, which defendants moved to dismiss in June 2021. In March 2022, the court granted defendants' motion to dismiss that complaint. Plaintiffs have appealed the dismissal. Similar class actions have been filed concerning European government bonds and other government bonds.

In May 2021, the European Commission issued a decision finding that UBS and six other banks breached European Union antitrust rules in 2007–2011 relating to European government bonds. The European Commission fined UBS EUR 172m. UBS is appealing the amount of the fine.

With respect to additional matters and jurisdictions not encompassed by the settlements and orders referred to above, our balance sheet at 30 September 2022 reflected a provision in an amount that UBS believes to be appropriate under the applicable accounting standard. As in the case of other matters for which we have established provisions, the future outflow of resources in respect of such matters cannot be determined with certainty based on currently available information and accordingly may ultimately prove to be substantially greater (or may be less) than the provision that we have recognized.

### 6. Swiss retrocessions

The Federal Supreme Court of Switzerland ruled in 2012, in a test case against UBS, that distribution fees paid to a firm for distributing third-party and intra-group investment funds and structured products must be disclosed and surrendered to clients who have entered into a discretionary mandate agreement with the firm, absent a valid waiver. FINMA issued a supervisory note to all Swiss banks in response to the Supreme Court decision. UBS has met the FINMA requirements and has notified all potentially affected clients.

The Supreme Court decision has resulted, and continues to result, in a number of client requests for UBS to disclose and potentially surrender retrocessions. Client requests are assessed on a case-by-case basis. Considerations taken into account when assessing these cases include, among other things, the existence of a discretionary mandate and whether or not the client documentation contained a valid waiver with respect to distribution fees.

Our balance sheet at 30 September 2022 reflected a provision with respect to matters described in this item 6 in an amount that UBS believes to be appropriate under the applicable accounting standard. The ultimate exposure will depend on client requests and the resolution thereof, factors that are difficult to predict and assess. Hence, as in the case of other matters for which we have established provisions, the future outflow of resources in respect of such matters cannot be determined with certainty based on currently available information and accordingly may ultimately prove to be substantially greater (or may be less) than the provision that we have recognized.

### 7. Communications recordkeeping

The SEC and CFTC conducted investigations of UBS and other financial institutions regarding compliance with records preservation requirements relating to business communications sent over unapproved electronic messaging channels. UBS cooperated with the investigations, and, in September 2022, UBS agreed to pay civil monetary penalties of USD 125m to the SEC and USD 75m to the CFTC to resolve these matters.

**REGISTERED OFFICE OF THE ISSUER**

**UBS AG, London Branch**  
5 Broadgate  
London  
EC2M 2QS  
United Kingdom

**ISSUER'S AUDITORS**

**Ernst & Young Ltd**  
Aeschengraben 9  
P.O. Box 2149 CH-4002 Basel  
Switzerland

**LEGAL ADVISERS**

*(as to Singapore law)*

**Allen & Gledhill LLP**

One Marina Boulevard #28-00  
Singapore 018989

**WARRANT AGENT**

**The Central Depository (Pte) Limited**

11 North Buona Vista Drive  
#06-07 The Metropolis Tower 2  
Singapore 138589