

## Supplemental Listing Document

If you are in any doubt as to any aspect of this document, you should consult your stockbroker or other registered dealer in securities, bank manager, solicitor, accountant or other professional adviser.

Application has been made to the Singapore Exchange Securities Trading Limited (the “**SGX-ST**”) for permission to deal in and for quotation of the Certificates (as defined below). The SGX-ST takes no responsibility for the contents of this document, makes no representation as to its accuracy or completeness and expressly disclaims any liability whatsoever for any loss howsoever arising from or in reliance upon the whole or any part of the contents of this document. Admission to the Official List of the SGX-ST is not to be taken as an indication of the merits of UBS AG, acting through its London branch, the Index (as defined below) or the Certificates.

**15,000,000 European Style Cash Settled Long Certificates  
relating to the Hang Seng TECH Index Net Total Return Index  
with a Daily Leverage of 7x**

**UBS AG  
(Incorporated with limited liability in Switzerland)  
acting through its London Branch**

---

**Issue Price: S\$1.00 per Certificate**

---

This document is published for the purpose of obtaining a listing of all the above certificates (the “**Certificates**”) to be issued by UBS AG (the “**Issuer**”) acting through its London branch, and is supplemental to and should be read in conjunction with a base listing document dated 28 June 2023 (the “**Base Listing Document**”), including its supplements and addenda as executed from time to time, for the purpose of giving information with regard to the Issuer and the Certificates. Information relating to the Hang Seng TECH Index Net Total Return Index (the “**Index**”) is contained in this document.

This document does not constitute or form part of any offer, or invitation, to subscribe for or to sell, or solicitation of any offer to subscribe for or to purchase, Certificates or other securities of the Issuer, nor is it calculated to invite, nor does it permit the making of, offers by the public to subscribe for or purchase for cash or other consideration the Certificates or other securities of the Issuer. Restrictions have been imposed on offers and sales of the Certificates and on distributions of documents relating thereto in the United States, the United Kingdom, the European Economic Area, Singapore and Hong Kong (see “Placing and Sale” contained herein).

The Certificates are complex products. You should exercise caution in relation to them. Investors are warned that the price of the Certificates may fall in value as rapidly as it may rise and holders may sustain a total loss of their investment. The price of the Certificates also depends on the supply and demand for the Certificates in the market and the price at which the Certificates is trading at any time may differ from the underlying valuation of the Certificates because of market inefficiencies. It is not possible to predict the secondary market for the Certificates. Although the

Issuer and/or any of its affiliates may from time to time purchase the Certificates or sell additional Certificates on the market, the Issuer and/or any of its affiliates are not obliged to do so. Investors should also note that there are leveraged risks because the Certificates integrate a leverage mechanism and the Certificates will amplify the movements in the increase, and in the decrease, of the value of the Index, or the securities or derivatives comprised in the Index and if the investment results in a loss, any such loss will be increased by the leverage factor of the Certificates. As such, investors could lose more than they would if they had invested directly in the Index, or the securities or derivatives comprised in the Index.

For the purpose of section 309B(1) of the Securities and Futures Act 2001 of Singapore (the "SFA"), the Issuer has determined, and hereby notifies all relevant persons (as defined in section 309A of the SFA) that the Certificates are classified as capital markets products other than prescribed capital markets products<sup>1</sup> and Specified Investment Products (SIPs)<sup>2</sup>, and may only be sold to retail investors with enhanced safeguards, including an assessment of such investors' investment knowledge or experience.

Prospective purchasers should therefore ensure that they understand the nature of the Certificates and carefully study the risk factors set out in the Base Listing Document and pages 5 to 10 of this document before they invest in the Certificates.

Application has been made to the SGX-ST for permission to deal in and for quotation of the Certificates and the SGX-ST has agreed in principle to grant permission to deal in and for quotation of the Certificates. It is expected that dealings in the Certificates will commence on or about 6 September 2023.

As at the date hereof, the Issuer's long term credit rating by S&P Global Ratings Europe Limited is A+, by Moody's Investors Service Ltd. is Aa3 and by Fitch Ratings Ireland Limited is A+.

The Issuer is regulated by, among others, the Swiss Federal Banking Commission. In the United Kingdom, it is authorised by the Prudential Regulatory Authority and subject to regulation by the Financial Conduct Authority and limited regulation by the Prudential Regulatory Authority.

5 September 2023

---

<sup>1</sup> As defined in the Securities and Futures (Capital Markets Products) Regulations 2018.

<sup>2</sup> As defined in the MAS Notice SFA 04-N12: Notice on the Sale of Investment Products and MAS Notice FAA-N16: Notice on Recommendations on Investment Products.

Subject as set out below, the Issuer accepts full responsibility for the accuracy of the information contained in this document and the Base Listing Document in relation to itself and the Certificates. To the best of the knowledge and belief of the Issuer (which has taken all reasonable care to ensure that such is the case), the information contained in this document and the Base Listing Document for which it accepts responsibility (subject as set out below in respect of the information contained herein with regard to the Index) is in accordance with the facts and does not omit anything likely to affect the import of such information. The information with regard to the Index as set out herein is extracted from publicly available information. The Issuer accepts responsibility only for the accurate reproduction of such information. No further or other responsibility or liability in respect of such information is accepted by the Issuer.

No persons have been authorised to give any information or to make any representation save as contained in this document or otherwise authorised by the Issuer in connection with the Certificates and, if given or made, such information or representations must not be relied upon as having been authorised by the Issuer. Neither the delivery of this document nor any sale made hereunder shall under any circumstances create any implication that there has been no change in the affairs of the Issuer or its subsidiaries and associates since the date hereof.

This document does not constitute an offer or solicitation by or on behalf of the Issuer to purchase or subscribe for any of the Certificates. The distribution of this document and the offering of the Certificates may, in certain jurisdictions, be restricted by law. The Issuer requires persons into whose possession this document comes to inform themselves of and observe all such restrictions. In particular, the Certificates have not been, and will not be, registered under the United States Securities Act of 1933, as amended (the “**Securities Act**”). Subject to certain exceptions, Certificates, or interests therein, may not at any time be offered, sold, resold or delivered, directly or indirectly, in the United States or to, or for the account or benefit of, any U.S. person (as defined in Regulation S under the Securities Act) or to others for offering, sale or resale in the United States or to any such U.S. person. Offers and sales of Certificates, or interests therein, in the United States or to U.S. persons would constitute a violation of United States securities laws unless made in compliance with registration requirements of the Securities Act or pursuant to an exemption therefrom. A further description of certain restrictions on offering and sale of the Certificates and distribution of this document is given in the section headed “Placing and Sale” contained herein.

The SGX-ST has made no assessment of, nor taken any responsibility for, the financial soundness of the Issuer or the merits of investing in the Certificates, nor have they verified the accuracy or the truthfulness of statements made or opinions expressed in this document.

The Issuer and/or any of its affiliates may repurchase Certificates at any time on or after the date of issue and any Certificates so repurchased may be offered from time to time in one or more transactions in the over-the-counter market or otherwise at prevailing market prices or in negotiated transactions, at the discretion of the Issuer and/or any of its affiliates. Investors should not therefore make any assumption as to the number of Certificates in issue at any time.

References in this document to the “**Conditions**” shall mean references to the Terms and Conditions of the European Style Cash Settled Long/Short Certificates contained in the Base Listing Document. Terms not defined herein shall have the meanings ascribed thereto in the Conditions.

**Table of Contents**

	<i>Page</i>
<b>Risk Factors</b>	<b>5</b>
<b>Terms and Conditions of the Certificates</b>	<b>11</b>
<b>Terms and Conditions of the European Style Cash Settled Long/Short Certificates</b>	<b>21</b>
<b>Summary of the Issue</b>	<b>30</b>
<b>Information relating to the European Style Cash Settled Long Certificates</b>	<b>32</b>
<b>Information relating to the Index</b>	<b>42</b>
<b>Information relating to the Designated Market Maker</b>	<b>44</b>
<b>Placing and Sale</b>	<b>46</b>
<b>Supplemental Information relating to the Issuer</b>	<b>50</b>
<b>Supplemental General Information</b>	<b>51</b>
<b>Appendix</b>	

## RISK FACTORS

The following risk factors are relevant to the Certificates:-

- (a) investment in Certificates involves substantial risks including market risk, liquidity risk, and the risk that the Issuer will be unable to satisfy its obligations under the Certificates. Investors should ensure that they understand the nature of all these risks before making a decision to invest in the Certificates. You should consider carefully whether Certificates are suitable for you in light of your experience, objectives, financial position and other relevant circumstances. Certificates are not suitable for inexperienced investors;
- (b) the Certificates constitute direct, general and unsecured contractual obligations of the Issuer and if you purchase the Certificates you are relying upon the creditworthiness of the Issuer and have no rights under the Certificates against any other person. In particular, it should be noted that the Issuer issues a large number of financial instruments, including Certificates, on a global basis and, at any given time, the financial instruments outstanding may be substantial. If you purchase the Certificates you are relying upon the creditworthiness of the Issuer and have no rights under the Certificates against the sponsor of the Index or any companies forming part of the Index to which the Certificates relate. The Issuer has substantially no obligation to a Certificate Holder (as defined in the Conditions) other than to pay amounts in accordance with the terms thereof as set forth herein and in the Base Listing Document. The Issuer does not in any respect underwrite or guarantee the performance of any Certificate. Any profit or loss realised by a Certificate Holder in respect of a Certificate upon exercise or otherwise due to changes in the value of such Certificate or the Index is solely for the account of such Certificate Holder. In addition, the Issuer shall have the absolute discretion to put in place any hedging transaction or arrangement which it deems appropriate in connection with any Certificate or the Index or any securities or derivatives related to the Index. A reduction in the rating, if any, accorded to outstanding debt securities of the Issuer by any one of its rating agencies could result in a reduction in the trading value of the Certificates;
- (c) since the Certificates relate to the level of an index, certain events relating to the Index or Index components may cause adverse movements in the value and the level of the Index or Index components, as a result of which, the Certificate Holders may, in extreme circumstances, sustain a significant loss of their investment if the level of the index has fallen sharply;
- (d) due to their nature, the Certificates can be volatile instruments and may be subject to considerable fluctuations in value. The price of the Certificates may fall in value as rapidly as it may rise due to, including but not limited to, variations in the frequency and magnitude of the changes in the level of the Index, the time remaining to expiry and the creditworthiness of the Issuer;
- (e) fluctuations in the Index level or the price of the components of the Index or related securities or derivatives will affect the price of the Certificates but not necessarily in the same magnitude and direction, therefore, prospective investors intending to purchase Certificates to hedge their market risk associated with investing in the components of the Index or related securities or derivatives which may be specified herein, should recognise the complexities of utilising the Certificates in this manner;
- (f) a Certificate Holder must tender a specified number of Certificates at any one time in order to exercise. Thus, Certificate Holders with fewer than the specified minimum number of

Certificates in a particular series will either have to sell their Certificates or purchase additional Certificates, incurring transactions costs in each case, in order to realise their investment;

- (g) if, whilst any of the Certificates remain unexercised, trading in the securities or derivatives relating to or constituting the Index is suspended, trading of options or futures relating to the relevant Index on any options or futures exchanges is suspended, or options or futures generally on any options and/or futures exchanges on which options or futures relating to the relevant Index are traded is suspended, or if the relevant Index for whatever reason is not calculated, trading in the Certificates may be suspended for a similar period;
- (h) investors should note that the Issuer's obligations to pay amounts in accordance with the terms thereof as set forth herein shall be discharged by delivery of the aggregate Cash Settlement Amount (if positive) to all Certificate Holders in accordance with the agreement with the Warrant Agent;
- (i) investors should note that in the event of there being a Market Disruption Event (as defined in the Conditions) determination or payment of the Cash Settlement Amount (as defined in the Conditions) may be delayed, all as more fully described in the Conditions;
- (j) certain events relating to the PR Index or the Index or PR Index components or Index components permit the Issuer to make certain determinations in respect of the PR Index or the Index or PR Index components or Index components and thus, permit the Issuer to make certain adjustments or amendments to the Conditions;
- (k) a level for the Index may be published by the Index Sponsor at a time when one or more securities or derivatives comprised in the Index are not trading. If this occurs on a Valuation Date (as defined below) or an Observation Date (as defined below), as the case may be, and there is no Market Disruption Event under the terms of the relevant Certificates then the value of such securities or derivatives may not be included in the closing level of the Index. In addition, certain events relating to the Index (including a material change in the formula or the method of calculating the Index or a failure to publish the Index) permits the Issuer to determine the level of the Index on the basis of the formula or method last in effect prior to such change of formula;
- (l) the Certificates are only exercisable on the expiry date and may not be exercised by Certificate Holders prior to such expiry date. Accordingly, if on such expiry date the Cash Settlement Amount is zero, a Certificate Holder will lose the value of his investment;
- (m) the total return on an investment in any Certificate may be affected by the Hedging Fee Factor (as defined below), Management Fee (as defined below) and Gap Premium (as defined below);
- (n) investors holding their position overnight should note that they would be required to bear the annualised cost which consists of the Management Fee and Gap Premium, which are calculated daily and applied to the value of the Certificates, as well as certain costs embedded within the Leverage Strategy (as described below) including the Funding Cost (as defined below) and the Rebalancing Cost (as defined below);
- (o) investors should note that there may be an exchange rate risk where the Cash Settlement Amount may be converted from a foreign currency into Singapore dollars. Exchange rates between currencies are determined by forces of supply and demand in the foreign exchange markets. These forces are, in turn, affected by factors such as international balances of payments and other economic and financial conditions, government intervention in currency markets and currency trading speculation. Fluctuations in foreign exchange rates, foreign

political and economic developments, and the imposition of exchange controls or other foreign governmental laws or restrictions applicable to such investments may affect the foreign currency market price and the exchange rate-adjusted equivalent price of the Certificates. Fluctuations in the exchange rate of any one currency may be offset by fluctuations in the exchange rate of other relevant currencies;

- (p) investors should note that the Index, being a sectorial index and is thematic in nature, may experience more volatility than other indices such as the Hang Seng Index and Hang Seng China Enterprises Index;
- (q) investors should note that there are leveraged risks because the Certificates integrate a leverage mechanism and the Certificates will amplify the movements in the increase, and in the decrease, of the value of the securities or derivatives comprised in the Index and if the investment results in a loss, any such loss will be increased by the leverage factor of the Certificates. As such, investors could lose more than they would if they had invested directly in the securities or derivatives comprised in the Index;
- (r) when held for longer than a day, the performance of the Certificates could be more or less than the leverage factor that is embedded within the Certificates. The performance of the Certificates each day is locked in, and any subsequent returns are based on what was achieved the previous day. This process, referred to as compounding, may lead to a performance difference from 7 times the performance of the securities or derivatives comprised in the Index over a period longer than one day. This difference may be amplified in a volatile market with a sideways trend, where market movements are not clear in direction, whereby investors may sustain substantial losses;
- (s) the Air Bag Mechanism (as defined below) is triggered only when the Index or the PR Index is calculated or traded, which may not be during the trading hours of the Relevant Stock Exchange for the Certificates (as defined below);
- (t) investors should note that the Air Bag Mechanism reduces the impact on the Leverage Strategy if the Index falls further, but will also maintain a reduced exposure to the Index in the event the Index starts to rise after the Air Bag Mechanism is triggered, thereby reducing its ability to recoup losses;
- (u) there is no assurance that the Air Bag Mechanism will prevent investors from losing the entire value of their investment, in the event of (i) an overnight fall in the Index, where there is an approximately 14% or greater gap between the previous day closing level and the opening level of the Index the following day, as the Air Bag Mechanism will only be triggered when the market (in respect of which the Index is listed) opens the following day (including pre-opening session or opening auction, as the case may be) or (ii) a sharp intraday fall in the Index of approximately 14% or greater during the observation period compared to the reference level, being: (a) if air bag event has not been previously triggered on the same day, the previous closing level of the Index, or (b) if one or more air bag events have been previously triggered on the same day, the latest new observed level. Investors may refer to pages 40 to 41 of this document for more information;
- (v) certain events may, pursuant to the terms and conditions of the Certificates, trigger (A) the implementation of methods of adjustment or (B) the early termination of the Certificates. The Issuer will give the investors reasonable notice of any early termination. If the Issuer terminates the Certificates early, then the Issuer will, if and to the extent permitted by applicable law, pay an amount to each Certificate Holder in respect of each Certificate held by such holder equal to the fair market value of the Certificate less the cost to the Issuer of unwinding any underlying related hedging arrangements, all as determined by the Issuer in its

sole and absolute discretion. The performance of this commitment shall depend on (A) general market conditions and (B) the liquidity conditions of the underlying instrument(s) and, as the case may be, of any other hedging transactions. Investors should note that the amount repaid by the Issuer may be less than the amount initially invested. Investors may refer to Condition 11 on pages 27 to 28 of this document for more information;

- (w) investors should note that it is not possible to predict the price at which the Certificates will trade in the secondary market or whether such market will be liquid or illiquid. To the extent Certificates of a particular issue are exercised, the number of Certificates of such issue outstanding will decrease, resulting in a diminished liquidity for the remaining Certificates of such issue. A decrease in the liquidity of an issue of Certificates may cause, in turn, an increase in the volatility associated with the price of such issue of Certificates. The Issuer may, but is not obligated to, at any time, purchase Certificates at any price in the open market or by tender or private agreement. Any Certificates so purchased may be held or resold or surrendered for cancellation. To the extent that an issue of Certificates becomes illiquid, an investor may have to exercise such Certificates to realise value;
- (x) two or more risk factors may simultaneously have an effect on the value of a Certificate such that the effect of any individual risk factor may not be predicted. No assurance can be given as to the effect any combination of risk factors may have on the value of a Certificate;
- (y) investors should note that they may be required to pay stamp taxes or other documentary charges in accordance with the laws and practices of the country where the Certificates are transferred. Investors who are in any doubt as to their tax position should consult their own independent tax advisers. In addition, investors should be aware that tax regulations and their application by the relevant taxation authorities change from time to time. Accordingly, it is not possible to predict the precise tax treatment which will apply at any given time. Investors should refer to the Taxation Section in the Base Listing Document;
- (z) investors should note that the Issuer may enter into discount, commission or fee arrangements with brokers and/or any of its subsidiaries or affiliates with respect to the primary or secondary market in the Certificates. The arrangements may result in the benefit to investors in Certificates buying and selling Certificates through nominated brokers by reducing or eliminating the commission payable by such Certificate Holders. In the event that the commission payable by Certificate Holders is eliminated, fee arrangements between the Issuer and brokers and/or any of its subsidiaries or affiliates will continue to apply. Investors in the Certificates should note that any brokers with whom the Issuer has a commission arrangement does not, and cannot be expected to, deal exclusively in the Certificates, therefore any broker and/or any of its subsidiaries or affiliates may from time to time engage in transactions involving the securities or derivatives related to the Index and/or structured products of other issuers over the same underlying Index as the Certificates for their proprietary accounts and/or accounts of their clients. The fact that the same broker may deal simultaneously for different clients in competing products in the market place may affect the value of the Certificates and present certain conflicts of interests;
- (aa) various potential and actual conflicts of interest may arise from the overall activities of the Issuer and any of its subsidiaries and affiliates.

The Issuer and any of its subsidiaries and affiliates are diversified financial institutions with relationships in countries around the world. These entities engage in a wide range of commercial and investment banking, brokerage, funds management, hedging transactions and investment and other activities for their own account or the account of others. In addition, the Issuer and any of its subsidiaries and affiliates, in connection with their other business activities, may possess or acquire material information about the securities or derivatives



related to the Index, and/or the Index. Such activities and information may involve or otherwise affect issuers of the securities or derivatives related to the Index, and/or the Index in a manner that may cause consequences adverse to the Certificate Holders or otherwise create conflicts of interests in connection with the issue of Certificates by the Issuer. Such actions and conflicts may include, without limitation, the exercise of voting power, the purchase and sale of securities, financial advisory relationships and exercise of creditor rights. The Issuer and any of its subsidiaries and affiliates have no obligation to disclose such information about the securities or derivatives related to the Index, and/or the Index or such activities. The Issuer and any of its subsidiaries and affiliates and their officers and directors may engage in any such activities without regard to the issue of Certificates by the Issuer or the effect that such activities may directly or indirectly have on any Certificate;

- (bb) in the ordinary course of their business, including without limitation in connection with the Issuer or its appointed designated market maker's market making activities, the Issuer and any of its respective subsidiaries and affiliates may effect transactions for their own account or for the account of their customers and hold long or short positions in the components of the Index or related securities or derivatives. In addition, in connection with the offering of any Certificates, the Issuer and any of its respective subsidiaries and affiliates may enter into one or more hedging transactions with respect to the components of the Index or related securities or derivatives. In connection with such hedging or market-making activities or with respect to proprietary or other trading activities by the Issuer and any of its respective subsidiaries and its affiliates, the Issuer and any of its respective subsidiaries and affiliates may enter into transactions in the components of the Index or related securities or derivatives which may affect the market price, liquidity or value of the Certificates and which may affect the interests of Certificate Holders;
- (cc) the value of the Certificates depends on the Leverage Strategy performance built in the Certificate. The Calculation Agent will make the Leverage Strategy last closing level and a calculation tool available to the investors on a website;
- (dd) certain risks relating to the Issuer's operating environment and strategy, including those as set out in Appendix 2 of the Base Listing Document, may impact the Issuer's ability to execute its strategy and directly affect its business activities, financial condition, results of operations and prospects. As a broad-based international financial services firm, the Issuer is inherently exposed to risks that become apparent only with the benefit of hindsight, risks of which it is not presently aware or which it currently does not consider to be material could also materially affect its business activities, financial condition, results of operations and prospects. The sequence in which the risk factors are set out in Appendix 2 of the Base Listing Document is not indicative of their likelihood of occurrence or the potential magnitude of their financial consequences;
- (ee) as the Certificates are represented by a global warrant certificate which will be deposited with The Central Depository (Pte) Limited ("**CDP**"):-
  - (i) investors should note that no definitive certificate will be issued in relation to the Certificates;
  - (ii) there will be no register of Certificate Holders and each person who is for the time being shown in the records maintained by CDP as entitled to a particular number of Certificates by way of interest (to the extent of such number) in the global warrant certificate in respect of those Certificates represented thereby shall be treated as the holder of such number of Certificates;

- (iii) investors will need to rely on any statements received from their brokers/custodians as evidence of their interest in the Certificates; and
  - (iv) notices to such Certificate Holders will be published on the website of the SGX-ST. Investors will need to check the website of the SGX-ST regularly and/or rely on their brokers/custodians to obtain such notices;
- (ff) Generally, investing in the Certificates may involve risks related to the discontinuance, changes or adjustments to benchmarks generally

Discontinuance of, or changes to, benchmarks may require adjustments to the Issuer's agreements, systems and processes. The interbank offered rate(s) and other interest rate, equity, commodity, foreign exchange and other types of indices which are deemed to be "benchmarks", are the subject of national, international and other regulatory guidance and proposals for reform. Some of these reforms are already effective whilst others are still to be or may be implemented. These reforms may cause such benchmarks to perform differently than in the past, to disappear entirely, or have other consequences which cannot be predicted. Any such consequence could have a material adverse effect on any Certificates referencing such a benchmark. Investors should consult their own independent advisers and make their own assessment about the potential risks or any of the international or national reforms in making any investment decision with respect to any Certificates referencing a benchmark; and

- (gg) Specifically, the reform of HIBOR may adversely affect the value of the Certificates

The Hong Kong Inter-bank Offered Rate ("HIBOR") benchmark is referenced in the Leverage Strategy.

It is not possible to predict with certainty whether, and to what extent, HIBOR will continue to be supported going forwards. This may cause HIBOR to perform differently than they have done in the past, and may have other consequences which cannot be predicted. Such factors may have (without limitation) the following effects: (i) discouraging market participants from continuing to administer or contribute to a benchmark; (ii) triggering changes in the rules or methodologies used in the benchmark and/or (iii) leading to the disappearance of the benchmark. Any of the above changes or any other consequential changes as a result of international or national reforms or other initiatives or investigations, could have a material adverse effect on the value of and return on the Certificates.

In addition, the occurrence of a modification or cessation of HIBOR may cause adjustment of the Certificates which may include selecting one or more successor benchmarks and making related adjustments to the Certificates, including if applicable to reflect increased costs.

The Calculation Agent may make adjustments as it may determine appropriate if any of the following circumstances occurs or may occur: (1) HIBOR is materially changed or cancelled or (2)(i) the relevant authorisation, registration, recognition, endorsement, equivalence decision or approval in respect of the benchmark or the administrator or sponsor of the benchmark is not obtained, (ii) an application for authorisation, registration, recognition, endorsement, equivalence decision, approval or inclusion in any official register is rejected or (iii) any authorisation, registration, recognition, endorsement, equivalence decision or approval is suspended or inclusion in any official register is withdrawn.

Investors should consult their own independent advisers and make their own assessment about the potential risks imposed by any of the international or national reforms in making any investment decision with respect to any Certificate.

## TERMS AND CONDITIONS OF THE CERTIFICATES

*The following are the terms and conditions of the Certificates and should be read in conjunction with, and are qualified by reference to, the other information set out in this document and the Base Listing Document.*

The Conditions are set out in the section headed “Terms and Conditions of the European Style Cash Settled Long/Short Certificates” in the Base Listing Document. For the purposes of the Conditions, the following terms shall have the following meanings:

Certificates:	15,000,000 European Style Cash Settled Long Certificates relating to the Index
ISIN:	CH1227876518
Index/Underlying:	Hang Seng TECH Index Net Total Return Index (RIC: .HSTECHN)
Reference Level <sup>3</sup> :	4576.94
Index Sponsor:	Hang Seng Indexes Company Limited
Calculation Agent:	UBS AG acting through its London Branch
PR Index:	Hang Seng TECH Index as published on Thomson Reuters page .HSTECH or any successor page
Strike Level:	Zero
Daily Leverage:	7x (within the Leverage Strategy as described below)
Notional Amount per Certificate:	SGD 1.00
Management Fee (p.a.) <sup>4</sup> :	0.40%
Gap Premium (p.a.) <sup>5</sup> :	6.90%, is a hedging cost against extreme market movements overnight.
Funding Cost <sup>6</sup> :	The annualised costs of funding, referencing a publically published interbank offered rate plus spread.
Rebalancing Cost <sup>6</sup> :	The transaction costs (if applicable), computed as a function of leverage and daily performance of the Index.

<sup>3</sup> These figures are calculated as at, and based on information available to the Issuer on or about 5 September 2023. The Issuer is not obliged, and undertakes no responsibility to any person, to update or inform any person of any changes to the figures after 5 September 2023.

<sup>4</sup> Please note that the Management Fee is calculated on a 360-day basis and may be increased up to a maximum of 3% p.a. on giving one month’s notice to investors. Any increase in the Management Fee will be announced on the SGXNET. Please refer to “Fees and Charges” below for further details of the fees and charges payable and the maximum of such fees as well as other ongoing expenses that may be borne by the Certificates.

<sup>5</sup> Please note that the Gap Premium is calculated on a 360-day basis.

<sup>6</sup> These costs are embedded within the Leverage Strategy.

Launch Date:	24 August 2023
Closing Date:	5 September 2023
Expected Listing Date:	6 September 2023
Last Trading Date:	The date falling 5 Business Days immediately preceding the Expiry Date, currently being 23 August 2024
Expiry Date:	30 August 2024 (if the Expiry Date is not a Business Day, then the Expiry Date shall fall on the preceding Business Day and subject to adjustment of the Valuation Date upon the occurrence of Market Disruption Events as set out in the Conditions of the Certificates)
Board Lot:	100 Certificates
Valuation Date:	29 August 2024 or if such day is not an Index Business Day, the immediately preceding Index Business Day.  The “ <b>Index Business Day</b> ” means a day on which the value of the Index is published by the Index Sponsor or, as the case may be, the successor Index Sponsor
Exercise:	The Certificates may only be exercised on the Expiry Date or if the Expiry Date is not a Business Day, the immediately preceding Business Day, in a Board Lot or integral multiples thereof. Certificate Holders shall not be required to deliver an exercise notice. Exercise of Certificates shall be determined by whether the Cash Settlement Amount (less any Exercise Expenses) is positive. If the Cash Settlement Amount (less any Exercise Expenses) is positive, all Certificates shall be deemed to have been automatically exercised at 5:00 p.m. (Singapore time) on the Expiry Date or if the Expiry Date is not a Business Day, the immediately preceding Business Day. The Cash Settlement Amount less the Exercise Expenses in respect of the Certificates shall be paid in the manner set out in Condition 4(c) of the Conditions. In the event the Cash Settlement Amount (less any Exercise Expenses) is zero, all Certificates shall be deemed to have expired at 5:00 p.m. (Singapore time) on the Expiry Date or if the Expiry Date is not a Business Day, the immediately preceding Business Day, and Certificate Holders shall not be entitled to receive any payment from the Issuer in respect of the Certificates.
Cash Settlement Amount:	In respect of each Certificate, shall be an amount (if positive) payable in the Settlement Currency equal to:  Closing Level multiplied by the Notional Amount per Certificate  Please refer to the “Information relating to the European Style Cash Settled Long Certificates” section on pages 32 to 41 of this document for examples and illustrations of the calculation of the Cash Settlement Amount.

Hedging Fee Factor:	<p>In respect of each Certificate, shall be an amount calculated as: Product (for t from Expected Listing Date to Valuation Date) of (1 – Management Fee x (ACT (t-1;t) ÷ 360)) x (1 – Gap Premium (t-1) x (ACT (t-1;t) ÷ 360)), where:</p> <p>“t” refers to “<b>Observation Date</b>” which means each Index Business Day (subject to Market Disruption Event) from (and including) the Index Business Day immediately preceding the Expected Listing Date to the Valuation Date; and</p> <p>ACT (t-1;t) means the number of calendar days between the Index Business Day immediately preceding the Observation Date (which is “t-1”) (included) and the Observation Date (which is “t”) (excluded).</p> <p>Please refer to the “Information relating to the European Style Cash Settled Long Certificates” section on pages 32 to 41 of this document for examples and illustrations of the calculation of the Hedging Fee Factor.</p>
Closing Level:	<p>In respect of each Certificate, shall be an amount payable in the Settlement Currency equal to:</p> $\left( \frac{\text{Final Reference Level} \times \text{Final Exchange Rate}}{\text{Initial Reference Level} \times \text{Initial Exchange Rate}} - \text{Strike Level} \right) \times \text{Hedging Fee Factor}$
Initial Reference Level:	1,000
Final Reference Level:	<p>The closing level of the Leverage Strategy (as described below) on the Valuation Date</p> <p>The calculation of the closing level of the Leverage Strategy is set out in the “Specific Definitions relating to the Leverage Strategy” section on pages 15 to 20 below.</p>
Initial Exchange Rate <sup>3</sup> :	0.1736043782
Final Exchange Rate:	<p>The rate for the conversion of HKD to SGD as at 5:00pm (Singapore Time) on the Valuation Date as shown on Reuters, provided that if the Reuters service ceases to display such information, as determined by the Issuer by reference to such source(s) as the Issuer may reasonably determine to be appropriate at such a time.</p>
Air Bag Mechanism:	<p>The “<b>Air Bag Mechanism</b>” refers to the mechanism built in the Leverage Strategy and which is designed to reduce the Leverage Strategy exposure to the Index during extreme market conditions. If the PR Index falls by 10% or more (“<b>Air Bag Trigger Level</b>”) during the trading day (which represents approximately 70% loss after a 7 times leverage), the Air Bag Mechanism is triggered and the Leverage Strategy is adjusted intra-day. The Air Bag Mechanism reduces the impact on the Leverage Strategy if the Index falls further, but will also maintain a reduced exposure to the Index in the event the Index starts to rise after the Air Bag Mechanism is triggered, thereby reducing its ability to recoup losses.</p>

Trading of Certificates is suspended for at least 30 minutes of continuous trading after the Air Bag is triggered. The resumption of trading is subject to the SGX-ST's requirements of at least 15 minutes after the SGX-ST approves the request from the Issuer to resume trading on the Certificates, rounded to the next quarter of an hour.

The Leverage Strategy is floored at 0 and the Certificates cannot be valued below zero.

Please refer to the "Air Bag Mechanism" section on pages 19 to 20 below and the "Description of Air Bag Mechanism" section on pages 38 to 39 of this document for further information of the Air Bag Mechanism.

Adjustments and Extraordinary Events:	The Issuer has the right to make adjustments to the terms of the Certificates if certain events including the following take place: if the Index or the PR Index, as the case may be, is calculated and published by a successor to the Index Sponsor, if the Index or the PR Index, as the case may be, is replaced or modified or if the Index Sponsor fails to calculate and publish the Index on or prior to the Valuation Date (other than as a result of a Market Disruption Event) (as more specifically set out in the terms and conditions of the Certificates). For the avoidance of doubt, no notice will be given if the Issuer determines that adjustments will not be made.
Reference Currency:	Hong Kong Dollar (" <b>HKD</b> ")
Settlement Currency:	Singapore Dollar (" <b>SGD</b> ")
Exercise Expenses:	Certificate Holders will be required to pay all charges which are incurred in respect of the exercise of the Certificates.
Relevant Stock Exchange for the Certificates:	The Singapore Exchange Securities Trading Limited (" <b>SGX-ST</b> ")
Relevant Stock Exchange for the Index:	The Stock Exchange of Hong Kong Limited (" <b>HKEX</b> ")
Business Day, Settlement Business Day and Exchange Business Day:	<p>A "<b>Business Day</b>" or a "<b>Settlement Business Day</b>" is a day (excluding Saturdays, Sundays and public holidays) on which the SGX-ST is open for dealings in Singapore during its normal trading hours and banks are open for business in Singapore.</p> <p>An "<b>Exchange Business Day</b>" is a day on which the SGX-ST and the HKEX are open for dealings in Singapore and Hong Kong respectively during its normal trading hours and banks are open for business in Singapore and Hong Kong.</p>
Warrant Agent:	The Central Depository (Pte) Limited (" <b>CDP</b> ")
Clearing System:	CDP

**Fees and Charges:** Normal transaction and brokerage fees shall apply to the trading of the Certificates on the SGX-ST. Investors should note that they may be required to pay stamp taxes or other documentary charges in accordance with the laws and practices of the country where the Certificates are transferred. Investors who are in any doubt as to their tax position should consult their own independent tax advisers. In addition, investors should be aware that tax regulations and their application by the relevant taxation authorities change from time to time. Accordingly, it is not possible to predict the precise tax treatment which will apply at any given time.

Investors holding position overnight would also be required to bear the Management Fee and Gap Premium, which are calculated daily and applied to the value of the Certificates, as well as certain costs embedded within the Leverage Strategy including the Funding Cost and the Rebalancing Cost. The Management Fee may be increased up to a maximum of 3% p.a. on giving one month's notice to investors in accordance with the terms and conditions of the Certificates. Any increase in the Management Fee will be announced on the SGXNET.

**Further Information:** Please refer to the website at <http://dlc.ubs.com> for more information on the theoretical closing price of the Certificates on the previous trading day, the closing level of the Index on the previous trading day, the Air Bag Trigger Level for each trading day and the Management Fee and Gap Premium.

### **Specific Definitions relating to the Leverage Strategy**

#### **Description of the Leverage Strategy**

The Leverage Strategy is designed to track a 7 times daily leveraged exposure to the Index.

At the end of each trading day of the Index, the exposure of the Leverage Strategy to the Index is reset within the Leverage Strategy in order to retain a daily leverage of 7 times the performance of the Index (excluding costs) regardless of the performance of the Index on the preceding day. This mechanism is referred to as the Daily Reset.

The Leverage Strategy incorporates an air bag mechanism which is designed to reduce exposure to the Index during extreme market conditions, as further described below.

#### **Leverage Strategy Formula**

**LSL<sub>t</sub>** means, the Leverage Strategy Level as at the Leverage Reset Time (t), calculated in accordance with the following formulae:

On Leverage Reset Time (1):

$$LSL_1 = 1000$$

On each subsequent Leverage Reset Time (t):

$$LSL_t = \text{Max}\left[LSL_{r(t)} \times \left(1 + LR_{r(t),t} - FC_{r(t),t} - RC_{r(t),t}\right), 0\right]$$

**Leverage Reset  
Time (t)**

means

1) the scheduled closing time for the Relevant Stock Exchange for the Index (or any successor thereto) on any Observation Date; and

2) end of any Intraday Restrike Event Observation Period.

Leverage Reset Time (t) is the scheduled close for the Relevant Stock Exchange for the Index on Issue Date.

**Leverage Reset  
Time r(t)**

means the Leverage Reset Time immediately preceding the Leverage Reset Time (t).

**LR<sub>r(t),t</sub>**

means the Leveraged Return of the Index between Leverage Reset Time r(t) and Leverage Reset Time (t), calculated as follows :

$$LR_{r(t),t} = \text{Leverage} \times \left(\frac{NTR_t}{NTR_{r(t)}} - 1\right)$$

**FC<sub>r(t),t</sub>**

means, the Funding Cost between the Leverage Reset Time r(t) (included) and the Leverage Reset Time (t) (excluded), calculated as follows :

If the Leverage Reset Time r(t) is at the scheduled closing time for the Relevant Stock Exchange for the Index (or any successor thereto) on any Observation Date,

$$FC_{r(t),t} = (\text{Leverage} - 1) \times \frac{\text{Rate}_{r(t)} \times \text{ACT}(r(t), t)}{\text{DayCountBasisRate}}$$

Otherwise,  $FC_{r(t),t} = 0$

**RC<sub>r(t),t</sub>**

means the Rebalancing Cost of the Leverage Strategy as at Leverage Reset Time (t), calculated as follows:

$$RC_{r(t),t} = \text{Leverage} \times (\text{Leverage} - 1) \times \left(\left|\frac{NTR_t}{NTR_{r(t)}} - 1\right|\right) \times \text{TC}$$

**TC**

means the Transaction Costs applicable as determined by the Calculation Agent (including Stamp Duty and any other applicable taxes, levies and costs which may be levied on the stock transactions on the Relevant Stock Exchange for the Index by the applicable regulatory authorities from time to time) that are currently equal to :

0.13%

“Stamp Duty” refers to the applicable rate of stamp duty on the stock transactions in the jurisdiction of the Relevant Stock Exchange for the Index, which may be changed by the applicable regulatory authorities from time to time.

**Leverage**

7

**NTR<sub>t</sub>**

means the level of the Index as of Leverage Reset Time (t) computed as follows, subject to the adjustments and provisions of the Conditions:



If the Leverage Reset Time (t) is at the scheduled closing time for the Relevant Stock Exchange for the Index (or any successor thereto) on any Observation Date,

$NTR_t$  is the Closing Level of the Index as of such Observation Date.

Otherwise,

$$NTR_t = NTR_{D(t)} \times \frac{PR_t}{PR_{D(t)} - Div_{C(t)}}$$

Where:

D(t) means the immediately preceding scheduled closing time prior to the Leverage Reset Time (t);

$NTR_{D(t)}$  is the Closing Level of the Index as of the Observation Date of D(t);

$PR_{D(t)}$  is the Closing Level of the PR Index as of the Observation Date of D(t);

$Div_{C(t)}$  represents the dividend to be paid out on the Observation Date of the Leverage Rest Time (t) and is computed as follows:

$$Div_{C(t)} = PR_{D(t)} - \frac{NTR_{D(t)} \times PR_{C(t)}}{NTR_{C(t)}}$$

C(t) means the scheduled closing time of the Observation Date as of the Leverage Rest Time (t)

**PR<sub>t</sub>** means the level of the PR Index as of Leverage Reset Time (t) computed as follows:

If the Leverage Reset Time (t) is at the scheduled closing time for the Relevant Stock Exchange for the PR Index (or any successor thereto) on any Observation Date,

**PR<sub>t</sub>** is the Closing Level of the PR Index as of such Observation Date.

Otherwise,

**PR<sub>t</sub>** is the lowest level of the PR Index during the respective Intraday Restrike Observation Period, subject to the adjustments and provisions of the Conditions.

**Rate<sub>t</sub>** means, in respect of the Observation Date of Leverage Reset Time (t), a rate calculated as of such day in accordance with the following formula:

$$Rate_t = CashRate_t + \%SpreadLevel_t$$

**CashRate<sub>t</sub>** means, in respect of the Observation Date of the Leverage Reset Time (t), the Overnight HKD Hong Kong Interbank Offered Rate (HIBOR) Fixing, as published on Reuters RIC HIKDOND= or any successor page, being the rate as of day (t), provided that if any of such rate is not available, then that rate shall be determined by reference to the latest available rate that was published on the relevant Reuters page. Upon the occurrence or likely occurrence, as determined by the Calculation Agent, of a Benchmark Event, the Calculation Agent may make adjustments as it may determine appropriate to account for the relevant event or circumstance, including but not limited to

using any alternative rates from such date, with or without retroactive effect as the Calculation Agent may in its sole and absolute discretion determine.

**%SpreadLevel<sub>t</sub>** means, in respect of the Observation Date of the Leverage Reset Time (t), a rate which shall be determined with respect to such Valuation Date(t) by the Calculation Agent as the difference between (1) the 12-month HKD Hong Kong Interbank Offered Rate (HIBOR) Fixing, as published on Reuters RIC HIHKD1YD= and (2) Overnight HKD Hong Kong Interbank Offered Rate (HIBOR) Fixing, as published on Reuters RIC HIHKDOND= or any successor page, each being the rate as of day (t), provided that if any of such rates is not available, then that rate shall be determined by reference to the latest available rate that was published on the relevant Reuters page. Upon the occurrence or likely occurrence, as determined by the Calculation Agent, of a Benchmark Event, the Calculation Agent may make adjustments as it may determine appropriate to account for the relevant event or circumstance, including but not limited to using any alternative rates from such date, with or without retroactive effect as the Calculation Agent may in its sole and absolute discretion determine.

Provided that if such difference is negative, **%SpreadLevel<sub>t</sub>** should be 0%.

**Benchmark Event** means:

- (a) the relevant reference rate has ceased to be published on the relevant screen page as a result of such benchmark ceasing to be calculated or administered; or
- (b) a public statement by the administrator of the relevant reference rate that (in circumstances where no successor administrator has been or will be appointed that will continue publication of such reference rate) it has ceased publishing such reference rate permanently or indefinitely or that it will cease to do so by a specified future date (the "**Specified Future Date**"); or
- (c) a public statement by the supervisor of the administrator of the relevant reference rate that such reference rate has been or will, by a specified future date (the "**Specified Future Date**"), be permanently or indefinitely discontinued; or
- (d) a public statement by the supervisor of the administrator of the relevant reference rate as a consequence of which Reference Rate will, by a specified future date (the "**Specified Future Date**"), be prohibited from being used, or that its use will be subject to restrictions or adverse consequences, either generally or in respect of the Certificates; or
- (e) a public statement by the supervisor of the administrator of the relevant reference rate that, in the view of such supervisor, such reference rate is or will, by a specified future date (the "**Specified Future Date**"), be no longer representative of an underlying market or the methodology to calculate such reference rate has materially changed; or

- (f) it has or will, by a specified date within the following six months, become unlawful for the Calculation Agent or the Issuer to calculate any payments due to be made to any holder of the Certificates using the relevant reference rate (including, without limitation, under the Benchmarks Regulation (EU) 2016/1011, if applicable).

Notwithstanding the subparagraphs above, where the relevant Benchmark Event is a public statement within subparagraphs (b), (c), (d) or (e) above and the Specified Future Date in the public statement is more than six months after the date of that public statement, the Benchmark Event shall not be deemed occur until the date falling six months prior to such Specified Future Date.

**ACT(r(t),t)** ACT (r(t),t) means the number of calendar days between the Observation Date of the Leverage Reset Time r(t) (included) and the Observation Date of the Leverage Reset Time (t) (excluded).

**DayCountBasisRate** 365

### **Air Bag Mechanism**

**Intraday Restrike Event** means in respect of an Observation Date, the decrease at any Calculation Time of the PR Index level by 10% or more compared with the level of  $PR_{r(t)}$ , where r(t) means the immediately preceding Leverage Reset Time prior to such Calculation Time.

**Calculation Time** means any time between the TimeReferenceOpening and the TimeReferenceClosing, provided that the relevant data is available to enable the Calculation Agent to determine the Leverage Strategy Level.

**TimeReferenceOpening** means the scheduled opening time (including pre-opening session or opening auction, as the case may be) for the Relevant Stock Exchange for the Index (or any successor thereto).

**TimeReferenceClosing** means the scheduled closing time (including closing auction session) for the Relevant Stock Exchange for the Index (or any successor thereto).

**Intraday Restrike Event Observation Period** means in respect of an Intraday Restrike Event, the period starting on and excluding the Intraday Restrike Event Time and finishing on and including the sooner between (1) the time falling 15 minutes of continuous trading after the Intraday Restrike Event Time and (2) the TimeReferenceClosing.

Where, during such period, the Calculation Agent determines that (1) the level of the PR Index is not disseminated by the Index Sponsor or, the Index Calculation Agent, as the case may be or (2) the Relevant Stock Exchange for the Index is not open for continuous trading, the Intraday Restrike Event Observation Period will be extended to the extent necessary until (1) the level of the PR Index is calculated and disseminated by the Index Sponsor or, the Index Calculation Agent, as the case may be and (2) the Relevant Stock Exchange for the Index is open for continuous trading.

**Intraday Restrike Event Time** means in respect of an Intraday Restrike Event, the Calculation Time on which such event occurs.

The Conditions set out in the section headed "Terms and Conditions of the European Style Cash Settled Long/Short Certificates" in the Base Listing Document are set out below. This section is qualified in its entirety by reference to the detailed information appearing elsewhere in this document which shall, to the extent so specified or to the extent inconsistent with the relevant Conditions set out below, replace or modify the relevant Conditions for the purpose of the Certificates.

## TERMS AND CONDITIONS OF THE EUROPEAN STYLE CASH SETTLED LONG/SHORT CERTIFICATES

### 1. Form, Status, Transfer and Title

- (a) *Form.* The Certificates (which expression shall, unless the context otherwise requires, include any further certificates issued pursuant to Condition 10) are issued subject to and with the benefit of:-
- (i) a master instrument by way of deed poll (the "**Master Instrument**") dated 28 June 2023, made by UBS AG (the "**Issuer**") acting through its London Branch; and
  - (ii) a warrant agent agreement (the "**Master Warrant Agent Agreement**" or "**Warrant Agent Agreement**") dated any time on or before the Closing Date, made between the Issuer and the Warrant Agent for the Certificates.

Copies of the Master Instrument and the Master Warrant Agent Agreement or Warrant Agent Agreement are available for inspection at the specified office of the Warrant Agent.

The Certificate Holders (as defined below) are entitled to the benefit of, are bound by and are deemed to have notice of all the provisions of the Master Instrument and the Master Warrant Agent Agreement or Warrant Agent Agreement.

- (b) *Status.* The Certificates constitute direct, general and unsecured contractual obligations of the Issuer and rank, and will rank, equally among themselves and *pari passu* with all other present and future unsecured and unsubordinated obligations of the Issuer (save for statutorily preferred exceptions). The Certificates provide for cash settlement on exercise and, in particular, the Certificates will not be secured by any underlying assets.
- (c) *Transfer.* The Certificates are represented by a global warrant certificate ("**Global Warrant**") which will be deposited with The Central Depository (Pte) Limited ("**CDP**"). Certificates in definitive form will not be issued. Transfers of Certificates may be effected only in Board Lots or integral multiples thereof. All transactions in (including transfers of) Certificates, in the open market or otherwise, must be effected through a securities account with CDP. Title will pass upon registration of the transfer in the records maintained by CDP.
- (d) *Title.* Each person who is for the time being shown in the records maintained by CDP as entitled to a particular number of Certificates shall be treated by the Issuer and the Warrant Agent as the holder and absolute owner of such number of Certificates, notwithstanding any notice to the contrary. The expression "**Certificate Holder**" shall be construed accordingly.

## 2. Certificate Rights and Exercise Expenses

- (a) *Certificate Rights.* Every Certificate entitles each Certificate Holder, upon due exercise and on compliance with Condition 4, to payment by the Issuer of the Cash Settlement Amount (if any) in the manner set out in Condition 4.

The "**Cash Settlement Amount**", in respect of each Certificate, shall be an amount (if positive) payable in the Settlement Currency equal to the Closing Level multiplied by the Notional Amount per Certificate.

The "**Closing Level**", in respect of each Certificate, shall be an amount payable in the Settlement Currency equal to:

$$\left( \frac{\text{Final Reference Level} \times \text{Final Exchange Rate}}{\text{Initial Reference Level} \times \text{Initial Exchange Rate}} - \text{Strike Level} \right) \times \text{Hedging Fee Factor}$$

- (b) *Exercise Expenses.* Certificate Holders will be required to pay all charges which are incurred in respect of the exercise of the Certificates (the "**Exercise Expenses**"). An amount equivalent to the Exercise Expenses will be deducted by the Issuer from the Cash Settlement Amount in accordance with Condition 4. Notwithstanding the foregoing, the Certificate Holders shall account to the Issuer on demand for any Exercise Expenses to the extent that they were not or could not be deducted from the Cash Settlement Amount prior to the date of payment of the Cash Settlement Amount to the Certificate Holders in accordance with Condition 4.

## 3. Expiry Date

Unless automatically exercised in accordance with Condition 4(b), the Certificates shall be deemed to expire at 5:00 p.m. (Singapore time) on the Expiry Date or if the Expiry Date is not a Business Day (as defined below), the immediately preceding Business Day.

## 4. Exercise of Certificates

- (a) *Exercise.* Certificates may only be exercised on the Expiry Date or if the Expiry Date is not a Business Day, the immediately preceding Business Day, in accordance with Condition 4(b).
- (b) *Automatic Exercise.* Certificate Holders shall not be required to deliver an exercise notice. Exercise of Certificates shall be determined by whether the Cash Settlement Amount (less any Exercise Expenses) is positive. If the Cash Settlement Amount (less any Exercise Expenses) is positive, all Certificates shall be deemed to have been automatically exercised at 5:00 p.m. (Singapore time) on the Expiry Date or if the Expiry Date is not a Business Day, the immediately preceding Business Day. The Cash Settlement Amount less the Exercise Expenses in respect of the Certificates shall be paid in the manner set out in Condition 4(c) below. In the event the Cash Settlement Amount (less any Exercise Expenses) is zero, all Certificates shall be deemed to have expired at 5:00 p.m. (Singapore time) on the Expiry Date or if the Expiry Date is not a Business Day, the immediately preceding Business Day, and Certificate Holders shall not be entitled to receive any payment from the Issuer in respect of the Certificates.
- (c) *Settlement.* In respect of Certificates which are automatically exercised in accordance with Condition 4(b), the Issuer will pay to the Warrant Agent who will then pay to the relevant Certificate Holder the Cash Settlement Amount (if any) in the Settlement Currency. The aggregate Cash Settlement Amount (less any Exercise

Expenses) shall be dispatched by the Warrant Agent as soon as practicable and no later than five Settlement Business Days (as defined in the relevant Supplemental Listing Document) following the Expiry Date (subject to extension upon the occurrence of a Market Disruption Event (as defined below)) by way of crossed cheque or other payment in immediately available funds drawn in favour of the Certificate Holder only (or, in the case of joint Certificate Holders, the first-named Certificate Holder) appearing in the records maintained by CDP. Any payment made pursuant to this Condition 4(c) shall be delivered at the risk and expense of the Certificate Holder and posted to the Certificate Holder's address appearing in the records maintained by CDP (or, in the case of joint Certificate Holders, to the address of the first-named Certificate Holder appearing in the records maintained by CDP). If the Cash Settlement Amount is equal to or less than the determined Exercise Expenses, no amount is payable.

If the Issuer determines, in its sole discretion, that on the Valuation Date or any Observation Date a Market Disruption Event has occurred, then that Valuation Date or Observation Date shall be postponed until the first succeeding Index Business Day (as defined below) on which there is no Market Disruption Event, unless there is a Market Disruption Event on each of the five Index Business Days immediately following the original date that, but for the Market Disruption Event, would have been a Valuation Date or an Observation Date. In that case:-

- (i) that fifth Index Business Day shall be deemed to be the Valuation Date or the Observation Date notwithstanding the Market Disruption Event; and
- (ii) the Issuer shall determine the Final Reference Level or the relevant closing level on the basis of its good faith estimate of the Final Reference Level or the relevant closing level that would have prevailed on that fifth Index Business Day but for the Market Disruption Event provided that the Issuer, if applicable, may, but shall not be obliged to, determine such Final Reference Level or the relevant closing level by having regard to the manner in which futures contracts relating to the Leveraged Index/Underlying Reference Index/Index/PR Index are calculated.

**"Market Disruption Event"** means:

- (i) the occurrence or existence of any of:-
  - (A) the suspension or limitation of the trading of a material number of securities/commodities from time to time comprising the Leveraged Index/Underlying Reference Index/Index/PR Index; or
  - (B) the suspension or limitation of the trading of securities/commodities (1) on the SGX-ST or the Relevant Stock Exchange or (2) generally; or
  - (C) the suspension or limitation of the trading of (1) options or futures relating to the Leveraged Index/Underlying Reference Index/Index/PR Index on any options or futures exchanges or (2) options or futures generally on any options and/or futures exchanges on which options or futures relating to the Leveraged Index/Underlying Reference Index/Index/PR Index are traded; or

- (D) the imposition of any exchange controls in respect of any currencies involved in determining the Cash Settlement Amount; or
  - (E) failure from the Leveraged Index/Underlying Reference Index/Index/PR Index Sponsor to compute, publish and disseminate the level of the Leveraged Index/Underlying Reference Index/Index/PR Index, or material limitation to access the level of Leveraged Index/Underlying Reference Index/Index/PR Index.
- (ii) a limitation or closure of the SGX-ST or the Relevant Stock Exchange due to any unforeseen circumstances.

For the purposes of this definition, (aa) the limitation on the number of hours or days of trading will not constitute a Market Disruption Event if it results from an announced change in the regular business hours of any exchange, and (bb) a limitation imposed on trading (including but not limited to unforeseen circumstances such as by reason of the movements in price exceeding the levels permitted by any relevant exchange or any act of God, war, riot, public disorder, explosion, terrorism or otherwise due to any unforeseen circumstances) on the relevant exchange will constitute a Market Disruption Event.

The Issuer's obligations to pay the Cash Settlement Amount shall be discharged by payment to the Warrant Agent in accordance with the Master Warrant Agent Agreement or Warrant Agent Agreement.

- (d) *CDP not liable.* CDP shall not be liable to any Certificate Holder with respect to any action taken or omitted to be taken by the Issuer or the Warrant Agent in connection with the exercise of the Certificates or otherwise pursuant to or in connection with these Conditions.
- (e) *Business Day.* In these Conditions, a "**Business Day**" shall be a day (excluding Saturdays, Sundays and public holidays) on which the SGX-ST is open for dealings in Singapore during its normal trading hours and banks are open for business in Singapore and an "**Index Business Day**" shall be a day on which the Leveraged Index or the Index, as the case may be, is published by the Index Sponsor or, as the case may be, the Successor Index Sponsor (as defined below) and where the Leveraged Index or the Index closes at the normal trading hours.

## 5. Warrant Agent

- (a) *Warrant Agent.* The Issuer reserves the right, subject to the appointment of a successor, at any time to vary or terminate the appointment of the Warrant Agent and to appoint another Warrant Agent provided that it will at all times maintain a Warrant Agent which, so long as the Certificates are listed on the SGX-ST, shall be in Singapore. Notice of any such termination or appointment and of any change in the specified office of the Warrant Agent will be given to the Certificate Holders in accordance with Condition 9.
- (b) *Agent of Issuer.* The Warrant Agent will be acting as agent of the Issuer and will not assume any obligation or duty to or any relationship of agency or trust for the Certificate Holders. All determinations and calculations by the Warrant Agent under these Conditions shall (save in the case of manifest error) be final and binding on the Issuer and the Certificate Holders.



## 6. Adjustments

(a) *Successor Sponsor Calculates and Reports Leveraged Index, Underlying Reference Index, Index or PR Index.* If the Leveraged Index, the Underlying Reference Index, the Index or the PR Index, as the case may be, is (i) not calculated and announced by the relevant Index Sponsor but is calculated and published by a successor to the relevant Index Sponsor (the "**Successor Index Sponsor**") acceptable to the Issuer or (ii) replaced by a successor index using, in the determination of the Issuer, the same or a substantially similar formula for and method of calculation as used in the calculation of the Leveraged Index, the Underlying Reference Index, the Index or the PR Index, as the case may be, then the Leveraged Index, the Underlying Reference Index, the Index or the PR Index, as the case may be, will be deemed to be the index so calculated and announced by the relevant Successor Index Sponsor or that successor index, as the case may be.

(b) *Modification and Cessation of Calculation of the Leveraged Index/Underlying Reference Index/Index/PR Index.* If:-

- (i) on or prior to the Valuation Date the Index Sponsor or (if applicable) the Successor Index Sponsor makes a material change in the formula for or the method of calculating the Leveraged Index, the Underlying Reference Index, the Index or the PR Index, as the case may be, or in any other way materially modifies the Leveraged Index, the Underlying Reference Index, the Index or the PR Index, as the case may be, (other than a modification prescribed in that formula or method to maintain the Leveraged Index, the Underlying Reference Index, the Index or the PR Index, as the case may be, in the event of changes in constituent stocks, contracts or commodities and other routine events); or
- (ii) on or prior to the Valuation Date the Index Sponsor or (if applicable) the Successor Index Sponsor fails to calculate and publish the Leveraged Index, the Underlying Reference Index, the Index or the PR Index, as the case may be, (other than as a result of a Market Disruption Event),

then the Issuer shall determine the closing level of the Leverage Strategy/Leverage Inverse Strategy/Leveraged Index on any Observation Date using, in lieu of a published level for the Leveraged Index, the Underlying Reference Index, the Index or the PR Index, as the case may be, the level for the Leveraged Index, the Underlying Reference Index, the Index or the PR Index, as the case may be, as at that Observation Date as determined by the Issuer in accordance with the formula for and method of calculating the Leveraged Index, the Underlying Reference Index, the Index or the PR Index, as the case may be, last in effect prior to that change or failure, but using only those securities/commodities that comprised the Underlying Reference Index or the PR Index, as the case may be, immediately prior to that change or failure (other than those securities that have since ceased to be listed on the relevant exchange).

(c) *Subdivision or Consolidation of the Certificates.* The Issuer reserves the right to subdivide or consolidate the Certificates, provided that such adjustment is considered by the Issuer not to be materially prejudicial to the Certificate Holders generally (without considering the circumstances of any individual Certificate Holder or the tax or other consequences of such adjustment or amendment in any particular jurisdiction).

- (d) *Notice of Adjustments.* All determinations made by the Issuer pursuant hereto will be conclusive and binding on the Certificate Holders. The Issuer will give, or procure that there is given, notice as soon as practicable of any adjustment and of the date from which such adjustment is effective in accordance with Condition 9. For the avoidance of doubt, no notice will be given if the Issuer determines that adjustments will not be made.

## **7. Purchases**

The Issuer or its related corporations may at any time purchase Certificates at any price in the open market or by tender or by private treaty. Any Certificates so purchased may be held or resold or surrendered for cancellation.

## **8. Meetings of Certificate Holders; Modification**

- (a) *Meetings of Certificate Holders.* The Master Warrant Agent Agreement or Warrant Agent Agreement contains provisions for convening meetings of the Certificate Holders to consider any matter affecting their interests, including the sanctioning by Extraordinary Resolution (as defined in the Master Warrant Agent Agreement or Warrant Agent Agreement) of a modification of the provisions of the Certificates or of the Master Warrant Agent Agreement or Warrant Agent Agreement.

At least 21 days' notice (exclusive of the day on which the notice is given and of the day on which the meeting is held) specifying the date, time and place of the meeting shall be given to the Certificate Holders.

Such a meeting may be convened by the Issuer or by Certificate Holders holding not less than ten per cent. of the Certificates for the time being remaining unexercised. The quorum at any such meeting for passing an Extraordinary Resolution will be two or more persons holding or representing not less than 25 per cent. of the Certificates for the time being remaining unexercised, or at any adjourned meeting two or more persons being or representing Certificate Holders whatever the number of Certificates so held or represented.

A resolution will be an Extraordinary Resolution when it has been passed at a duly convened meeting by not less than three-quarters of the votes cast by such Certificate Holders who, being entitled to do so, vote in person or by proxy.

An Extraordinary Resolution passed at any meeting of the Certificate Holders shall be binding on all the Certificate Holders whether or not they are present at the meeting. Resolutions can be passed in writing if passed unanimously.

- (b) *Modification.* The Issuer may, without the consent of the Certificate Holders, effect (i) any modification of the provisions of the Certificates or the Master Instrument which is not materially prejudicial to the interests of the Certificate Holders or (ii) any modification of the provisions of the Certificates or the Master Instrument which is of a formal, minor or technical nature, which is made to correct an obvious error or which is necessary in order to comply with mandatory provisions of Singapore law. Any such modification shall be binding on the Certificate Holders and shall be notified to them by the Warrant Agent before the date such modification becomes effective or as soon as practicable thereafter in accordance with Condition 9.

## 9. Notices

- (a) *Documents.* All cheques and other documents required or permitted by these Conditions to be sent to a Certificate Holder or to which a Certificate Holder is entitled or which the Issuer shall have agreed to deliver to a Certificate Holder may be delivered by hand or sent by post addressed to the Certificate Holder at his address appearing in the records maintained by CDP or, in the case of joint Certificate Holders, addressed to the joint holder first named at his address appearing in the records maintained by CDP, and airmail post shall be used if that address is not in Singapore. All documents delivered or sent in accordance with this paragraph shall be delivered or sent at the risk of the relevant Certificate Holder.
- (b) *Notices.* All notices to Certificate Holders will be validly given if published in English on the website of the SGX-ST. Such notices shall be deemed to have been given on the date of the first such publication. If publication on the website of the SGX-ST is not practicable, notice will be given in such other manner as the Issuer may determine. The Issuer shall, at least one month prior to the expiry of any Certificate, give notice of the date of expiry of such Certificate in the manner prescribed above.

## 10. Further Issues

The Issuer shall be at liberty from time to time, without the consent of the Certificate Holders, to create and issue further certificates so as to form a single series with the Certificates.

## 11. Early Termination

- (a) *Early Termination for Illegality etc.* The Issuer shall have the right to terminate the Certificates if it shall have determined in its absolute discretion that a Regulatory Event (as defined below) has occurred and, for reasons beyond its control its performance thereunder shall have become unlawful in whole or in part under any applicable present or future law, rule, regulation, judgment, order or directive of any governmental, administrative, legislative or judicial authority or power ("**Applicable Law**").

For the purposes of this Condition:

"**Regulatory Event**" means, following the occurrence of a Change in Law (as defined below) with respect to the Issuer and/or any of its affiliates involved in the issue of the Certificates (hereafter the "**Relevant Affiliates**" and each of the Issuer and the Relevant Affiliates, a "**Relevant Entity**") that, after the Certificates have been issued, (i) any Relevant Entity would incur a materially increased (as compared with circumstances existing prior to such event) amount of tax, duty, liability, penalty, expense, fee, cost or regulatory capital charge however defined or collateral requirements for performing its obligations under the Certificates or hedging the Issuer's obligations under the Certificates, including, without limitation, due to clearing requirements of, or the absence of, clearing of the transactions entered into in connection with the issue of, or hedging the Issuer's obligation under, the Certificates, (ii) it is or will become for any Relevant Entity impracticable, impossible (in each case, after using commercially reasonable efforts), unlawful, illegal or otherwise prohibited or contrary, in whole or in part, under any law, regulation, rule, judgement, order or directive of any governmental, administrative or judicial authority, or power, applicable to such Relevant Entity (a) to hold, acquire, issue, reissue, substitute, maintain, settle, or as the case may be, guarantee, the Certificates, (b) to acquire, hold, sponsor or dispose of any asset(s) (or any interest thereof) of any other transaction(s) such

Relevant Entity may use in connection with the issue of the Certificates or to hedge the Issuer's obligations under the Certificates, (c) to perform obligations in connection with, the Certificates or any contractual arrangement entered into between the Issuer and any Relevant Affiliate (including without limitation to hedge the Issuer's obligations under the Certificates) or (d) to hold, acquire, maintain, increase, substitute or redeem all or a substantial part of its direct or indirect shareholding in the Issuer's capital or the capital of any Relevant Affiliate or to directly or indirectly sponsor the Issuer or any Relevant Affiliate, or (iii) there is or may be a material adverse effect on a Relevant Entity in connection with the issue of the Certificates.

**"Change in Law"** means (i) the adoption, enactment, promulgation, execution or ratification of any applicable new law, regulation or rule (including, without limitation, any applicable tax law, regulation or rule) after the Certificates have been issued, (ii) the implementation or application of any applicable law, regulation or rule (including, without limitation, any applicable tax law, regulation or rule) already in force when the Certificates have been issued but in respect of which the manner of its implementation or application was not known or unclear at the time, or (iii) the change of any applicable law, regulation or rule existing when the Certificates are issued, or the change in the interpretation or application or practice relating thereto, existing when the Certificates are issued of any applicable law, regulation or rule, by any competent court, tribunal, regulatory authority or any other entity exercising executive, legislative, judicial, taxing, regulatory or administrative powers or functions of or pertaining to government (including any additional or alternative court, tribunal, authority or entity, to that existing when the Certificates are issued).

- (b) *Early Termination for not being able to find a successor to the index sponsor or a successor to the Leveraged Index or the Index, as the case may be.* If (i) the index sponsor is not able to calculate and announce the Leveraged Index or the Index, as the case may be, and the Issuer is not able to find an acceptable successor to the index sponsor or (ii) the Leveraged Index or the Index, as the case may be, becomes unavailable and the Issuer is not able to find a successor to the Leveraged Index or the Index, the Issuer may at its sole discretion and without obligation terminate the Certificates in accordance with Condition 11(d).
- (c) *Early Termination for other reasons.* The Issuer reserves the right (such right to be exercised in the Issuer's sole and unfettered discretion and without any obligation whatsoever) to terminate the Certificates in accordance with Condition 11(d) where an event or events occur which it believes in its sole discretion should, in the context of the issue of the Certificates and the obligations of the Issuer, give rise to such termination provided that such termination is considered by the Issuer not to be materially prejudicial to the interests of Certificate Holders generally (without considering the circumstances of any individual Certificate Holder or the tax or other consequences of such termination in any particular jurisdiction).
- (d) *Termination.* If the Issuer terminates the Certificates early, then the Issuer will give notice to the Certificate Holders in accordance with Condition 9. The Issuer will, if and to the extent permitted by the Applicable Law, pay to each Certificate Holder in respect of each Certificate held by such Certificate Holder an amount calculated by it as the fair market value of the Certificate immediately prior to such termination (ignoring such illegality) less the cost to the Issuer of unwinding any related hedging arrangements. Payment will be made to the Certificate Holder in such manner as shall be notified to the Certificate Holder in accordance with Condition 9.

**12. Governing Law**

The Certificates, the Master Instrument and the Master Warrant Agent Agreement or Warrant Agent Agreement will be governed by and construed in accordance with Singapore law. The Issuer and each Certificate Holder (by its purchase of the Certificates) shall be deemed to have submitted for all purposes in connection with the Certificates, the Master Instrument and the Master Warrant Agent Agreement or Warrant Agent Agreement to the non-exclusive jurisdiction of the courts of Singapore.

**13. Prescription**

Claims against the Issuer for payment of any amount in respect of the Certificates will become void unless made within six years of the Expiry Date and, thereafter, any sums payable in respect of such Certificates shall be forfeited and shall revert to the Issuer.

**14. Contracts (Rights of Third Parties) Act 2001 of Singapore**

Unless otherwise expressly provided in the Global Warrant, the Master Instrument and the Master Warrant Agent Agreement or Warrant Agent Agreement, a person who is not a party to any contracts made pursuant to the Global Warrant, the Master Instrument and the Master Warrant Agent Agreement or Warrant Agent Agreement has no rights under the Contracts (Rights of Third Parties) Act 2001 of Singapore to enforce any terms of such contracts. Except as expressly provided herein, the consent of any third party is not required for any subsequent agreement by the parties hereto to amend or vary (including any release or compromise of any liability) or terminate such contracts.

## SUMMARY OF THE ISSUE

*The following is a summary of the issue and should be read in conjunction with, and is qualified by reference to, the other information set out in this document and the Base Listing Document. Terms used in this Summary are defined in the Conditions.*

Issuer:	UBS AG, acting through its London Branch
Index:	Hang Seng TECH Index Net Total Return Index
The Certificates:	European Style Cash Settled Long Certificates relating to the Index
Number:	15,000,000 Certificates
Form:	The Certificates will be issued subject to, and with the benefit of, a master instrument by way of deed poll dated 28 June 2023 (the “ <b>Master Instrument</b> ”) and executed by the Issuer and a master warrant agent agreement dated 27 February 2008 (the “ <b>Master Warrant Agent Agreement</b> ”) and made between the Issuer and the Warrant Agent.
Cash Settlement Amount:	In respect of each Certificate, is the amount (if positive) equal to: Notional Amount per Certificate x Closing Level
Denominations:	Certificates are represented by a global warrant in respect of all the Certificates.
Exercise:	The Certificates may only be exercised on the Expiry Date or if the Expiry Date is not a Business Day, the immediately preceding Business Day, in a Board Lot or integral multiples thereof. Certificate Holders will not be required to deliver an exercise notice. If the Cash Settlement Amount (less any Exercise Expenses) is positive, all Certificates will be deemed to have been automatically exercised at 5:00 p.m. (Singapore time) on the Expiry Date or if the Expiry Date is not a Business Day, the immediately preceding Business Day. The Cash Settlement Amount less the Exercise Expenses in respect of the Certificates shall be paid in the manner set out in Condition 4(c) of the Conditions. In the event the Cash Settlement Amount (less any Exercise Expenses) is zero, all Certificates shall be deemed to have expired at 5:00 p.m. (Singapore time) on the Expiry Date or if the Expiry Date is not a Business Day, the immediately preceding Business Day, and Certificate Holders shall not be entitled to receive any payment from the Issuer in respect of the Certificates.
Exercise and Trading Currency:	Singapore Dollar
Board Lot:	100 Certificates
Transfers of Certificates:	Certificates may only be transferred in Board Lots (or integral multiples thereof). All transfers in Certificates, in the open market or otherwise, must be effected through a securities account with CDP. Title will pass upon registration of the transfer in the records of CDP.

- Listing:** Application has been made to the SGX-ST for permission to deal in and for quotation of the Certificates and the SGX-ST has agreed in principle to grant permission to deal in and for quotation of the Certificates. Issue of the Certificates is conditional on such listing being granted. It is expected that dealings in the Certificates on the SGX-ST will commence on or about 6 September 2023.
- Governing Law:** The laws of Singapore
- Warrant Agent:** The Central Depository (Pte) Limited  
11 North Buona Vista Drive  
#06-07 The Metropolis Tower 2  
Singapore 138589
- Further Issues:** Further issues which will form a single series with the Certificates will be permitted.

The above summary is qualified in its entirety by reference to the detailed information appearing elsewhere in this document and the Base Listing Document.

## INFORMATION RELATING TO THE EUROPEAN STYLE CASH SETTLED LONG CERTIFICATES

### What are European Style Cash Settled Long Certificates?

European style cash settled long certificates (the “**Certificates**”) are structured products relating to the Hang Seng TECH Index Net Total Return Index (the “**Index**”) and the return on a Certificate is linked to the performance of the Leverage Strategy.

#### A) Cash Settlement Amount Payable upon the Exercise of the Certificates at Expiry

Upon the exercise of the Certificates at expiry, the Certificate Holders would be paid a Cash Settlement Amount in respect of each Certificate.

The Cash Settlement Amount, in respect of each Certificate, shall be an amount payable in the Settlement Currency equal to the Closing Level multiplied by the Notional Amount per Certificate.

The Closing Level, in respect of each Certificate, shall be an amount payable in the Settlement Currency equal to (1) divided by (2) less (3) subject to any adjustments such as (4), where:

- (1) is the Final Reference Level multiplied by the Final Exchange Rate;
- (2) is the Initial Reference Level multiplied by the Initial Exchange Rate;
- (3) is the Strike Level; and
- (4) is the Hedging Fee Factor.

If the Cash Settlement Amount (less any Exercise Expenses) is positive, all Certificates shall be deemed to have been automatically exercised and investors will receive a Cash Settlement Amount. If the Cash Settlement Amount (less any Exercise Expenses) is zero, all Certificates shall be deemed to have expired. Please refer to the section headed “Terms and Conditions of the European Style Cash Settled Long/Short Certificates” for further details on the calculation of the Cash Settlement Amount.

The Certificates are only suitable for investors who believe that the level of the Index will increase and are seeking short-term leveraged exposure to the Index.

#### B) Trading the Certificates before Expiry

If the Certificate Holders want to cash out their investments in the Certificates before the expiry of the Certificates, they may sell the Certificates in the secondary market during the life of the Certificates, and would be subject to the following fees and charges:

- (i) For Certificate Holders who trade the Certificates intraday: shall pay normal transaction and brokerage fees for the trading of the Certificates on the SGX-ST, and may be required to pay stamp taxes or other documentary charges in accordance with the laws and practices of the country where the Certificates are transferred; and
- (ii) For Certificate Holders who hold the Certificates overnight: in addition to the normal transaction and brokerage fees and applicable stamp taxes, would also be required to bear the Management Fee and Gap Premium as well as certain costs embedded within the Leverage Strategy including the Funding Cost and the Rebalancing Cost.



### Illustration of the Calculation of Hedging Fee Factor

Hedging Fee Factor	=	Product of the Daily Fees
--------------------	---	---------------------------

Daily Fees	=	$\frac{\text{Daily Management Fee Adjustment}}{1 - \text{Management Fee} \times \text{ACT} (t-1;t) / 360}$
		$\times \frac{\text{Daily Gap Premium Adjustment}}{1 - \text{Gap Premium} (t-1) \times \text{ACT} (t-1;t) / 360}$

### Illustration of the Calculation of Cash Settlement Amount

Cash Settlement Amount = Final Value of Certificates – Strike Level (zero)

Value of Certificates	=	$\frac{t'=0}{\text{Notional Amount}} \times \left[ \frac{t=1}{\text{Leverage Strategy daily performance}^8 \times \text{Daily Fees}} \right] \times \left[ \frac{t=2}{\text{Leverage Strategy daily performance} \times \text{Daily Fees}} \right] \times \dots \times \left[ \frac{t=i}{\text{Leverage Strategy Daily performance} \times \text{Daily Fees}} \right]$
-----------------------	---	--

Value of Certificates	=	$\frac{t=0}{\text{Notional Amount}} \times \left[ \frac{\text{Product of the daily Leverage Strategy Performance}}{\text{Leverage Strategy daily performance} \times \text{Leverage Strategy daily performance}} \right] \times \left[ \frac{\text{Product of the Daily Fees (Hedging Fee Factor)}}{\text{Daily Fees} \times \text{Daily Fees}} \right]$
-----------------------	---	--

Final Value of Certificates	=	$\frac{t=0}{\text{Notional Amount}} \times \left[ \frac{\text{Final Reference Level} \times \text{Final Exchange Rate}}{\text{Initial Reference Level} \times \text{Initial Exchange Rate}} \right] \times \text{Hedging Fee Factor}$
-----------------------------	---	---

### Illustration of the applicable fees and charges for an intraday trading scenario

Hedging Fee is implemented overnight in the price of the Certificate. As a consequence, when trading intraday, investors will not bear any Hedging Fee.

Investors will only support bid/ask costs, which are the difference between the price at which the Designated Market Maker purchases (bid) and sells (ask) the Certificate at any point of time.

<sup>7</sup> "t" refers to "Observation Date" which means each Index Business Day (subject to Market Disruption Event) from (and including) the Index Business Day immediately preceding the Expected Listing Date to the Valuation Date.

<sup>8</sup> Leverage Strategy daily performance is computed as the Leverage Strategy Level on Business Day (t) divided by the Leverage Strategy Level on Business Day (t-1).

### Example of Calculation of Hedging Fee Factor and Cash Settlement Amount

*The example is purely hypothetical. We include the example to illustrate how the Certificates work, and you MUST NOT rely on them as any indication of the actual return or what the payout on the Certificates might actually be. The example also assumes a product which expires 16 days after listing date, to illustrate the daily calculation of price, costs and fees from listing date to expiry date.*

Assuming an investor purchases the following Certificates at the Issue Price:

Index:	Hang Seng TECH Index Net Total Return Index
Expected Listing Date:	<b>01/02/2021</b>
Expiry Date:	<b>16/02/2021</b>
Initial Reference Level:	<b>1,000</b>
Initial Exchange Rate:	<b>1</b>
Final Reference Level:	<b>1,200</b>
Final Exchange Rate:	<b>1</b>
Issue Price:	<b>1.00 SGD</b>
Notional Amount per Certificate:	<b>1.00 SGD</b>
Management Fee (p.a.):	<b>0.40%</b>
Gap Premium (p.a.):	<b>6.90%</b>
Strike Level:	Zero

### Hedging Fee Factor

Hedging Fee Factor on the  $n^{\text{th}}$  Index Business Day after issuance of Certificate (“HFF (n)”) is calculated as follows:

$$\text{HFF}(0) = 100\%$$

On Next Calendar Day (assuming it is an Index Business Day):

$$\text{HFF}(1) = \text{HFF}(0) \times \left(1 - \text{Management Fee} \times \frac{\text{ACT}(t-1;t)}{360}\right) \times \left(1 - \text{Gap Premium} \times \frac{\text{ACT}(t-1;t)}{360}\right)$$

$$\text{HFF}(1) = 100\% \times \left(1 - 0.40\% \times \frac{1}{360}\right) \times \left(1 - 6.90\% \times \frac{1}{360}\right)$$

$$\text{HFF}(1) = 100\% \times 99.9808\% \times 99.9847\% \approx 99.9797\%$$

Assuming 2<sup>nd</sup> Index Business Day falls 3 Calendar Days after 1<sup>st</sup> Index Business Day:

$$\text{HFF}(2) = \text{HFF}(1) \times \left(1 - \text{Management Fee} \times \frac{\text{ACT}(t-1;t)}{360}\right) \times \left(1 - \text{Gap Premium} \times \frac{\text{ACT}(t-1;t)}{360}\right)$$

$$\text{HFF (2)} = 99.9797\% \times \left(1 - 0.40\% \times \frac{3}{360}\right) \times \left(1 - 6.90\% \times \frac{3}{360}\right)$$

$$\text{HFF (2)} = 99.9797\% \times 99.9967\% \times 99.9425\% \approx 99.9189\%$$

The same principle applies to the following Index Business Days:

$$\text{HFF (n)} = \text{HFF (n - 1)} \times \left(1 - \text{Management Fee} \times \frac{\text{ACT (t - 1; t)}}{360}\right) \times \left(1 - \text{Gap Premium} \times \frac{\text{ACT (t - 1; t)}}{360}\right)$$

In this example, the Hedging Fee Factor as of the Valuation Date would be equal to 99.6962% as illustrated below

Date	HFF
2/1/2021	100.0000%
2/2/2021	99.9797%
2/3/2021	99.9594%
2/4/2021	99.9392%
2/5/2021	99.9189%
2/8/2021	99.8581%
2/9/2021	99.8379%
2/10/2021	99.8176%
2/11/2021	99.7974%
2/12/2021	99.7772%
2/15/2021	99.7165%
2/16/2021	99.6962%

### Cash Settlement Amount

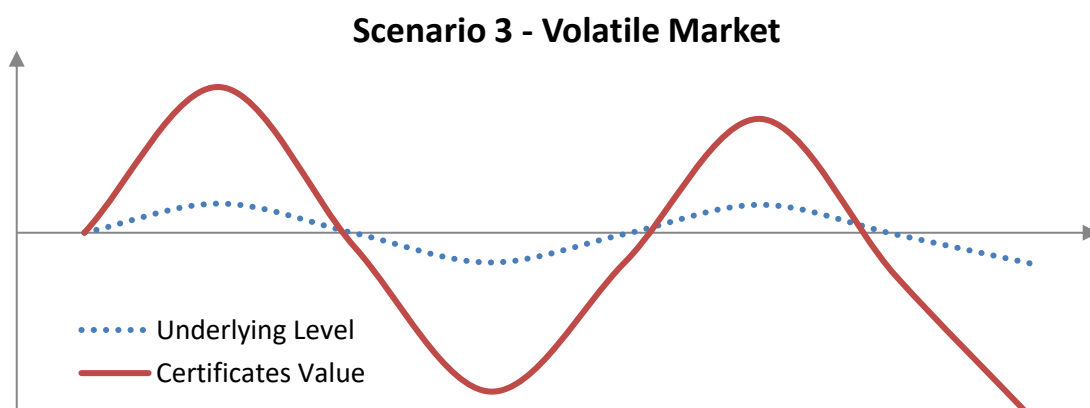
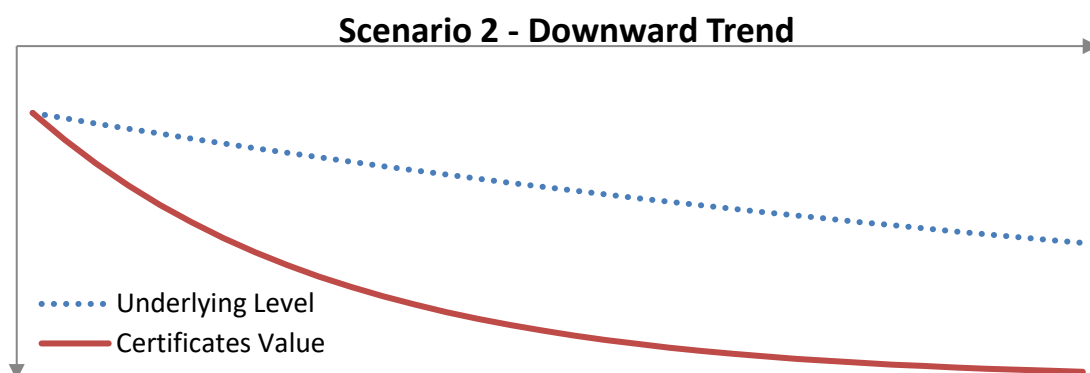
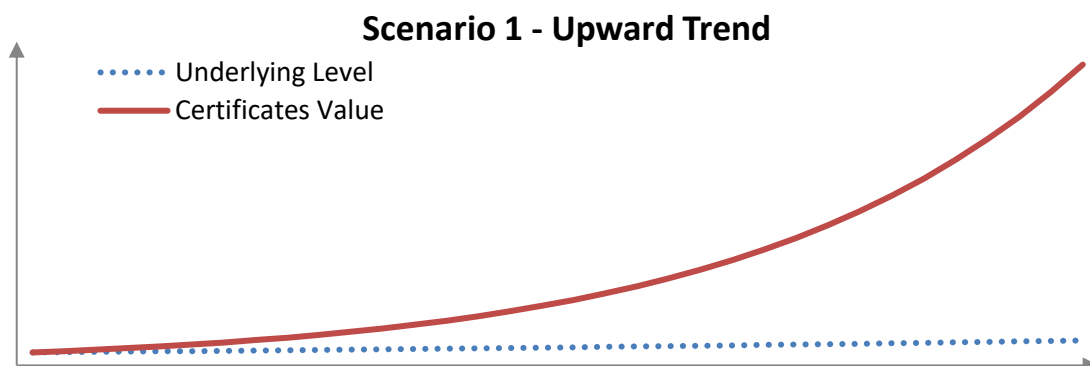
In this example, the Closing Level and the Cash Settlement Amount would be computed as follows:

$$\begin{aligned} \text{Closing Level} &= [(\text{Final Reference Level} \times \text{Final Exchange Rate}) / (\text{Initial Reference Level} \times \text{Initial Exchange Rate}) - \text{Strike Level}] \times \text{Hedging Fee Factor} \\ &= [(1200 \times 1) / (1000 \times 1) - 0] \times 99.6962\% \\ &= 119.64\% \end{aligned}$$

$$\begin{aligned} \text{Cash Settlement Amount} &= \text{Closing Level} \times \text{Notional Amount per Certificate} \\ &= 119.64\% \times 1.00 \text{ SGD} \\ &= 1.196 \text{ SGD} \end{aligned}$$

**Illustration on how returns and losses can occur under different scenarios**

The examples are purely hypothetical and do not take fees and charges payable by investors into consideration. The examples highlight the effect of the Index performance on the value of the Certificates and do not take into account the possible influence of fees or any other market parameters.

1. Illustrative examples

## 2. Numerical Examples

**Scenario 1 – Upward Trend**

<b>Underlying</b>						
	Day 0	Day 1	Day 2	Day 3	Day 4	Day 5
Daily Return		2.00%	2.00%	2.00%	2.00%	2.00%
Value at end of day	10,000.00	10,200.00	10,404.00	10,612.08	10,824.32	11,040.81
Accumulated Return		2.00%	4.04%	6.12%	8.24%	10.41%

<b>Value of the Certificates</b>						
	Day 0	Day 1	Day 2	Day 3	Day 4	Day 5
Daily Return		14.00%	14.00%	14.00%	14.00%	14.00%
Price at end of day	1.00	1.14	1.30	1.48	1.69	1.93
Accumulated Return		14.00%	29.96%	48.15%	68.90%	92.54%

**Scenario 2 – Downward Trend**

<b>Underlying</b>						
	Day 0	Day 1	Day 2	Day 3	Day 4	Day 5
Daily Return		-2.00%	-2.00%	-2.00%	-2.00%	-2.00%
Value at end of day	10,000.00	9,800.00	9,604.00	9,411.92	9,223.68	9,039.21
Accumulated Return		-2.00%	-3.96%	-5.88%	-7.76%	-9.61%

<b>Value of the Certificates</b>						
	Day 0	Day 1	Day 2	Day 3	Day 4	Day 5
Daily Return		-14.00%	-14.00%	-14.00%	-14.00%	-14.00%
Price at end of day	1.00	0.86	0.74	0.64	0.55	0.47
Accumulated Return		-14.00%	-26.04%	-36.39%	-45.30%	-52.96%

**Scenario 3 – Volatile Market**

<b>Underlying</b>						
	Day 0	Day 1	Day 2	Day 3	Day 4	Day 5
Daily Return		2.00%	-2.00%	-2.00%	2.00%	2.00%
Value at end of day	10,000.00	10,200.00	9,996.00	9,796.08	9,992.00	10,191.84
Accumulated Return		2.00%	-0.04%	-2.04%	-0.08%	1.92%

<b>Value of the Certificates</b>						
	Day 0	Day 1	Day 2	Day 3	Day 4	Day 5
Daily Return		14.00%	-14.00%	-14.00%	14.00%	14.00%
Price at end of day	1.00	1.14	0.98	0.84	0.96	1.10
Accumulated Return		14.00%	-1.96%	-15.69%	-3.88%	9.57%

### Description of Air Bag Mechanism

The Certificates integrate an “Air Bag Mechanism” which is designed to reduce exposure to the Index during extreme market conditions.

In accordance with the Air Bag Mechanism timeline below, when the Air Bag triggers, the following typically occurs:

- Observation Period: the level of the Index is observed and its minimum level is recorded (i) during 15 minutes of continuous trading after the Air Bag is triggered, or (ii) until Market Close if there is 15 minutes (or less) of continuous trading until Market Close when the Air Bag is triggered; and
- Reset Period: thereafter, the Leverage Strategy is reset using the minimum level of the Index during the Observation Period as the New Observed Level. The New Observed Level replaces the last closing level of the Index in order to compute the performance of the Leverage Strategy.

During the Observation Period and Reset Period, trading of Certificates is suspended for a period of **at least** 30 minutes of continuous trading after the Air Bag is triggered, and such suspension will be based on instructions provided by the Issuer to the SGX-ST for suspension of trading. Investors cannot sell or purchase any Certificates during this period.

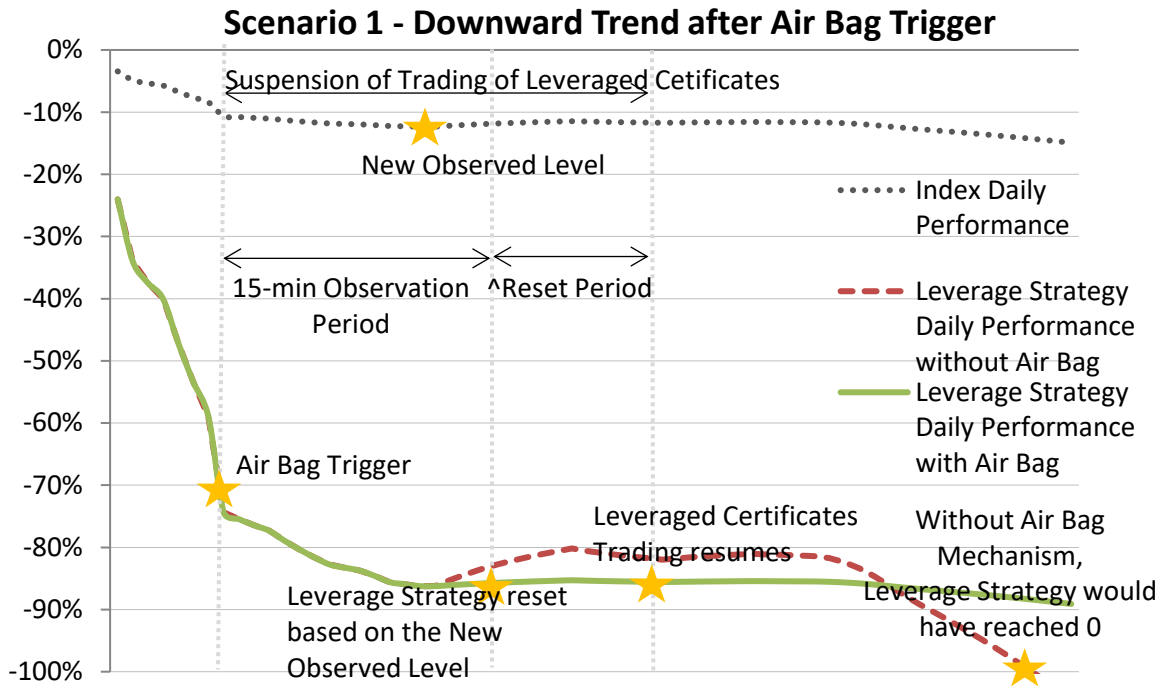
For the avoidance of doubt, if the Air Bag Mechanism was triggered with more than 60 minutes of continuous trading before Market Close, trading of Certificates will resume the same trading day after the Reset Period has elapsed, subject to the SGX-ST’s approval to resume trading. If the Air Bag Mechanism was triggered between 45 minutes and 60 minutes of continuous trading before Market Close, trading of Certificates may or may not resume the same trading day after the Reset Period has elapsed. If the Air Bag Mechanism was triggered with only 45 minutes (or less) of continuous trading before Market Close, trading of Certificates resumes on the next trading day.

The resumption of trading is subject to the SGX-ST’s requirements of at least 15 minutes after the SGX-ST approves the request from the Issuer to resume trading on the Certificates, rounded to the next quarter of an hour. The Issuer will provide at least 15 minutes’ notice of the resumption of trading by making an SGXNET announcement.

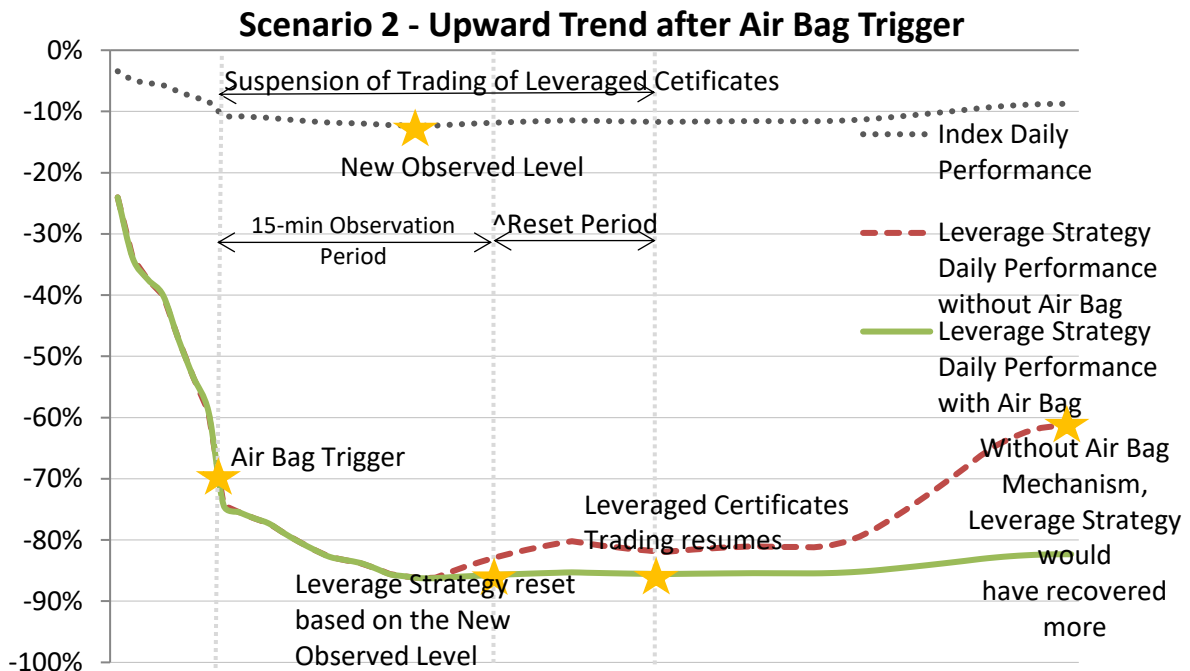
With **Market Close** defined as:

- the Index closing time, including the closing auction session, with respect to the Observation Period; and
- the sooner of (i) the Index closing time for continuous trading and (ii) the SGX-ST closing time, with respect to the Resumption of Trading

Illustrative examples of the Air Bag Mechanism<sup>9</sup>



^ The resumption of trading is subject to the SGX-ST's requirements of at least 15 minutes after the SGX-ST approves the request from the Issuer to resume trading on the Certificates, rounded to the next quarter of an hour.



^ The resumption of trading is subject to the SGX-ST's requirements of at least 15 minutes after the SGX-ST approves the request from the Issuer to resume trading on the Certificates, rounded to the next quarter of an hour.

<sup>9</sup> The illustrative examples are not exhaustive.

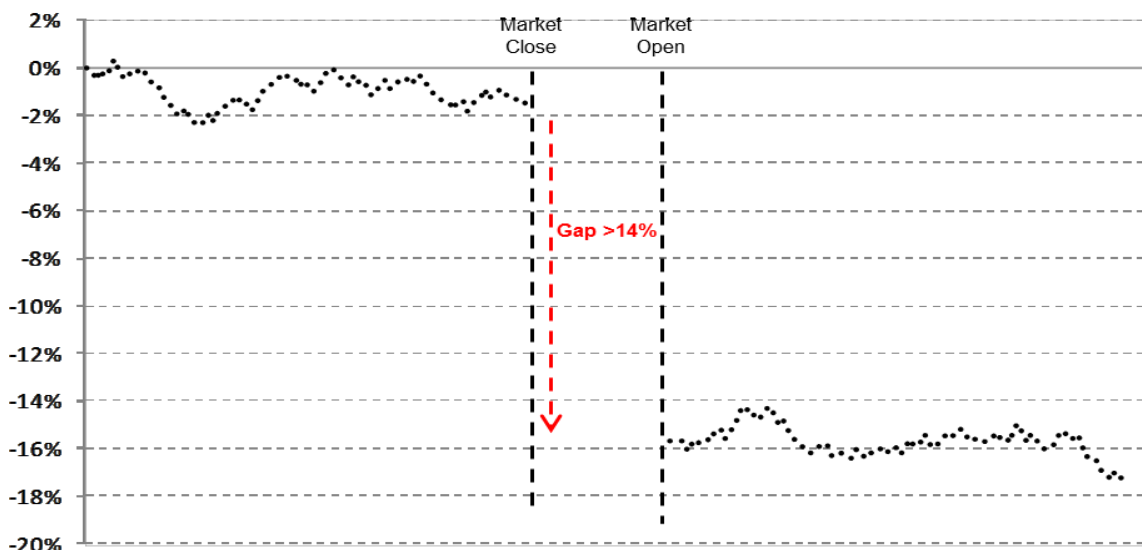
**Scenarios where the investor may lose the entire value of the investment**

The scenarios below are purely hypothetical and do not take fees and charges payable by investors into consideration. The scenarios highlight cases where the Certificates may lose 100% of their value.

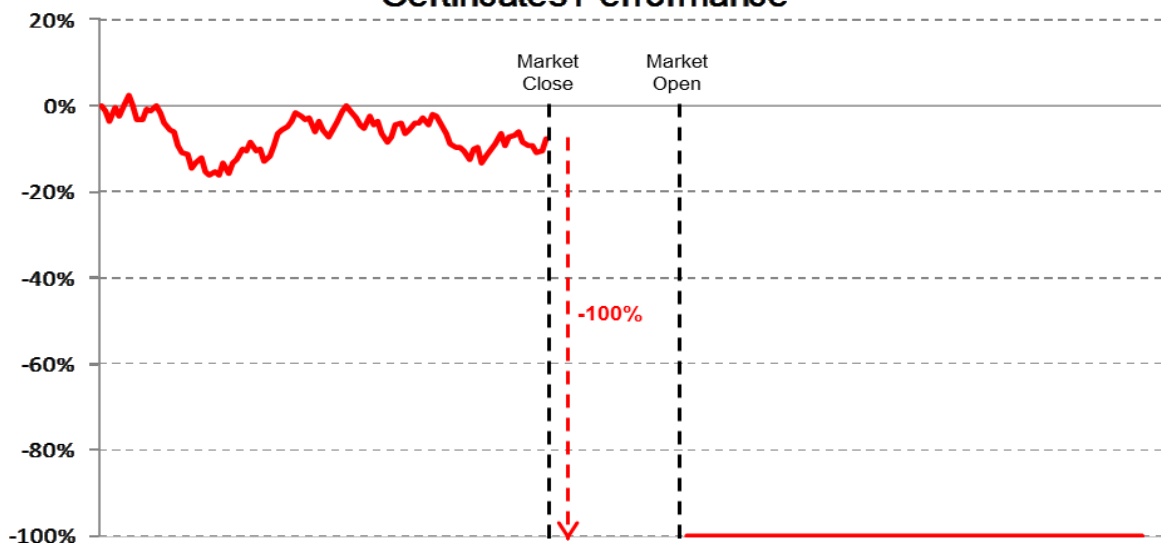
Scenario 1 – Overnight fall of the Index

On any business day, the opening level of the Index may be higher or lower than the closing level on the previous day. The difference between the previous closing level and the opening level of the Index is termed a “gap”. If the opening level of the Index is approximately 14% or more below the previous day closing level, the Air Bag Mechanism would only be triggered when the market (in respect of which the Index is listed) opens the following day (including pre-opening session or opening auction, as the case may be), and the Certificates would lose their entire value in such event.

**Index Performance**



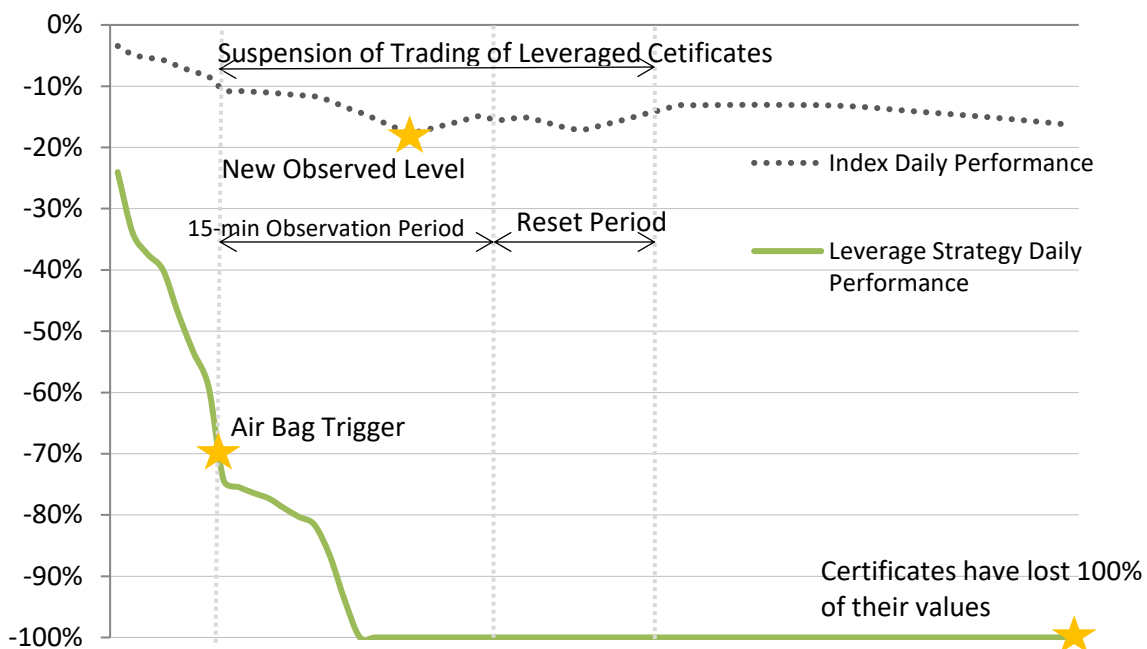
**Certificates Performance**





### Scenario 2 – Sharp intraday fall of the Index

Although the Air Bag Mechanism is designed to reduce the exposure to the Index during extreme market conditions, the Certificate can lose 100% of its value in the event the level of the Index falls by approximately 14% or more within the 15 minutes Observation Period compared to the reference level, being: (i) if air bag event has not been previously triggered on the same day, the previous closing level of the Index, or (ii) if one or more air bag events have been previously triggered on the same day, the latest New Observed Level. The Certificates would lose their entire value in such event.



## INFORMATION RELATING TO THE INDEX

All information contained in this document regarding the Index is derived from publicly available information. The Issuer has not independently verified any of such information which appears on the website of Hang Seng Indexes Company Limited at [www.hsi.com.hk](http://www.hsi.com.hk).

### **Description of the Index**

The Hang Seng TECH Index Net Total Return Index (the "Index") tracks the performance of the 30 largest technology companies listed in Hong Kong selected by Hang Seng Indexes Company Limited. The objective of the Index is to represent the 30 largest technology companies listed in Hong Kong which have high business exposure to the Technology Themes. It includes securities of Greater China companies that are listed on the Main Board of the Stock Exchange of Hong Kong (the "HKEX"), and excludes Foreign Companies and Investment Companies listed under Chapter 21 of HKEX's Listing Rules.

As disclosed in the factsheet in respect of the Index published on the Hang Seng Indexes Company Limited's website at [https://www.hsi.com.hk/static/uploads/contents/en/dl\\_centre/factsheets/hsteche.pdf](https://www.hsi.com.hk/static/uploads/contents/en/dl_centre/factsheets/hsteche.pdf) ("Index Factsheet"), the key features of the Index are as follows:

- The Index includes the 30 largest technology companies listed in Hong Kong that are:
  - classified under: Industrials, Consumer Discretionary, Healthcare, Financials or Information Technology industries;
  - with high business exposure to the selected technology themes: Cloud, Digital, E-Commerce, FinTech, Internet or Autonomous; and
  - considered innovative by operating a technology-enabled business, with strong Research & Development investment or exhibit high revenue growth.
- The Index is free-float market capitalization weighted with 8% cap on individual constituent weighting.

As stated in the Index Factsheet:

- All information contained in the Index Factsheet is provided for reference only. Hang Seng Indexes Company Limited ensures the accuracy and reliability of the Index Factsheet to the best of its endeavours. However, Hang Seng Indexes Company Limited makes no warranty or representation as to the accuracy, completeness or reliability of any of the information contained therein and accepts no liability (whether in tort or contract or otherwise) whatsoever to any person for any damage or loss of any nature arising from or as a result of reliance on any of the contents of the Index Factsheet, or any errors or omissions in its contents and such contents may change from time to time without notice.
- Investors should also note that value of securities and investments can go down as well as up and past performance is not necessarily indicative of future performance. The information contained in the Index Factsheet is not intended to provide professional advice and should not be relied upon in that regard. Persons intending to use any information obtained from the Index Factsheet are advised to obtain appropriate professional advice.

### **Disclaimer of the Index Sponsor**

The Hang Seng TECH Index Net Total Return Index (the "Index") is published and compiled by Hang Seng Indexes Company Limited pursuant to a licence from Hang Seng Data Services Limited. The mark and name Hang Seng TECH Index Net Total Return Index are proprietary to Hang Seng Data Services Limited. Hang Seng Indexes Company Limited and Hang Seng Data Services Limited have agreed to the use of, and reference to, the Index by UBS AG in connection with the Certificates (the

"Product"), **BUT NEITHER HANG SENG INDEXES COMPANY LIMITED NOR HANG SENG DATA SERVICES LIMITED WARRANTS OR REPRESENTS OR GUARANTEES TO ANY BROKER OR HOLDER OF THE PRODUCT OR ANY OTHER PERSON (i) THE ACCURACY OR COMPLETENESS OF THE INDEX AND ITS COMPUTATION OR ANY INFORMATION RELATED THERETO; OR (ii) THE FITNESS OR SUITABILITY FOR ANY PURPOSE OF THE INDEX OR ANY COMPONENT OR DATA COMPRISED IN IT; OR (iii) THE RESULTS WHICH MAY BE OBTAINED BY ANY PERSON FROM THE USE OF THE INDEX OR ANY COMPONENT OR DATA COMPRISED IN IT FOR ANY PURPOSE, AND NO WARRANTY OR REPRESENTATION OR GUARANTEE OF ANY KIND WHATSOEVER RELATING TO THE INDEX IS GIVEN OR MAY BE IMPLIED.** The process and basis of computation and compilation of the Index and any of the related formula or formulae, constituent stocks and factors may at any time be changed or altered by Hang Seng Indexes Company Limited without notice. **TO THE EXTENT PERMITTED BY APPLICABLE LAW, NO RESPONSIBILITY OR LIABILITY IS ACCEPTED BY HANG SENG INDEXES COMPANY LIMITED OR HANG SENG DATA SERVICES LIMITED (i) IN RESPECT OF THE USE OF AND/OR REFERENCE TO THE INDEX BY UBS AG IN CONNECTION WITH THE PRODUCT; OR (ii) FOR ANY INACCURACIES, OMISSIONS, MISTAKES OR ERRORS OF HANG SENG INDEXES COMPANY LIMITED IN THE COMPUTATION OF THE INDEX; OR (iii) FOR ANY INACCURACIES, OMISSIONS, MISTAKES, ERRORS OR INCOMPLETENESS OF ANY INFORMATION USED IN CONNECTION WITH THE COMPUTATION OF THE INDEX WHICH IS SUPPLIED BY ANY OTHER PERSON; OR (iv) FOR ANY ECONOMIC OR OTHER LOSS WHICH MAY BE DIRECTLY OR INDIRECTLY SUSTAINED BY ANY BROKER OR HOLDER OF THE PRODUCT OR ANY OTHER PERSON DEALING WITH THE PRODUCT AS A RESULT OF ANY OF THE AFORESAID, AND NO CLAIMS, ACTIONS OR LEGAL PROCEEDINGS MAY BE BROUGHT AGAINST HANG SENG INDEXES COMPANY LIMITED AND/OR HANG SENG DATA SERVICES LIMITED** in connection with the Product in any manner whatsoever by any broker, holder or other person dealing with the Product. Any broker, holder or other person dealing with the Product does so therefore in full knowledge of this disclaimer and can place no reliance whatsoever on Hang Seng Indexes Company Limited and Hang Seng Data Services Limited. For the avoidance of doubt, this disclaimer does not create any contractual or quasi-contractual relationship between any broker, holder or other person and Hang Seng Indexes Company Limited and/or Hang Seng Data Services Limited and must not be construed to have created such relationship.

## INFORMATION RELATING TO THE DESIGNATED MARKET MAKER

UBS AG, acting through its London Branch, has been appointed the designated market maker (“DMM”) for the Certificates. The DMM will provide competitive buy and sell quotes for the Certificates continuously during the trading hours of the SGX-ST on the following basis:

- (a) Maximum bid and offer spread :
  - (i) when the best bid price of the Certificate is S\$10 and below: 10 ticks or S\$0.20 whichever is greater; and
  - (ii) when the best bid price of the Certificate is above S\$10: 5% of the best bid price of the Certificate.
- (b) Minimum quantity subject to bid and offer spread : 10,000 Certificates
- (c) Last Trading Day for Market Making : The date falling 5 Exchange Business Days immediately preceding the Expiry Date

In addition, the DMM may not provide a quotation in the following circumstances:

- (i) during the pre-market opening and five minutes following the opening of the SGX-ST on any trading day;
- (ii) if the Certificates are valueless (where the Issuer’s bid price is below the minimum bid size for such securities as prescribed by the SGX-ST);
- (iii) before the Relevant Stock Exchange for the Index has opened and after the Relevant Stock Exchange for the Index has closed on any trading day and trading in the securities constituting the Index has ceased for such trading day;
- (iv) when trading in the Index is suspended or limited in a material way for any reason, for the avoidance of doubt, the DMM is not obliged to provide quotations for the Certificates at any time when the Index is not negotiated/traded for any reason;
- (v) where the Certificates are suspended from trading for any reason including, but without limitation, as a result of trading in the securities or derivatives relating to or constituting the Index being suspended, trading of options or futures relating to the Index on any options or futures exchanges being suspended, or options or futures generally on any options and/or futures exchanges on which options relating to the Index are traded being suspended, or if the Index for whatever reason is not calculated;
- (vi) market disruption events, including, without limitation, (i) any suspension of or limitation imposed on trading (including but not limited to unforeseen circumstances such as by reason of movements in price exceeding limits permitted by the SGX-ST or any act of God, war, riot, public disorder, explosion, terrorism or otherwise due to any unforeseen circumstances) in securities or derivatives relating to or constituting the Index, options or futures relating to the Index on any options or futures exchanges or options or futures generally on any options and/or futures exchanges on which options or futures relating to the Index are traded; (ii) any failure from the Index Sponsor to compute, publish and disseminate the level of the Index or

the PR Index or material limitation to access the level of the PR Index or Index and (iii) a limitation or closure of the SGX-ST or the Relevant Stock Exchange for the Index due to any unforeseen circumstances;

- (vii) where the Issuer or the DMM faces technical problems affecting the ability of the DMM to provide bids and offer quotations;
- (viii) where the ability of the Issuer to source a hedge or unwind an existing hedge, as determined by the Issuer in good faith, is materially affected by the prevailing market conditions, and the Issuer informs the SGX-ST of its inability to do so as soon as practicable;
- (ix) in cases where the Issuer has no Certificates to sell, then the DMM will only provide the bid price;
- (x) if the stock market experiences exceptional price movement and volatility;
- (xi) when it is a public holiday in Singapore and/or Hong Kong and/or the SGX-ST and/or the HKEX is not open for dealings; and
- (xii) during the suspension of trading of Certificates after an Air Bag Mechanism has been triggered.

The last trading day on which the DMM will provide competitive quotations for the Certificates would be the fifth Exchange Business Day immediately preceding the Expiry Date.

## PLACING AND SALE

### General

No action has been or will be taken by the Issuer that would permit a public offering of the Certificates or possession or distribution of any offering material in relation to the Certificates in any jurisdiction where action for that purpose is required. No offers, sales or deliveries of any Certificates, or distribution of any offering material relating to the Certificates may be made in or from any jurisdiction except in circumstances which will result in compliance with any applicable laws or regulations and will not impose any obligation on the Issuer. In the event that the Issuer contemplates a placing, placing fees may be payable in connection with the issue and the Issuer may at its discretion allow discounts to placees.

### United Kingdom

In relation to each tranche of Certificates, the Issuer has represented, warranted and agreed that:

- (a) No deposit-taking: in relation to any Certificates having a maturity of less than one year:
  - (i) it is a person whose ordinary activities involve it in acquiring, holding, managing or disposing of investments (as principal or agent) for the purposes of its business; and
  - (ii) it has not offered or sold and will not offer or sell any Certificates other than to persons:
    - (A) whose ordinary activities involve them in acquiring, holding, managing or disposing of investments (as principal or agent) for the purposes of their businesses; or
    - (B) who it is reasonable to expect will acquire, hold, manage or dispose of investments (as principal or agent) for the purposes of their businesses,

where the issue of the Certificates would otherwise constitute a contravention of section 19 of the Financial Services and Markets Act 2000 (the “**FSMA**”) by the Issuer;
- (b) Financial Promotion: it has only communicated or caused to be communicated and will only communicate or cause to be communicated any invitation or inducement to engage in investment activity (within the meaning of section 21 of the FSMA) received by it in connection with the issue or sale of any Certificates in circumstances in which section 21(1) of the FSMA does not or would not, if the Issuer was not an authorised person, apply to the Issuer; and
- (c) General Compliance: it has complied and will comply with all applicable provisions of the FSMA with respect to anything done by it in relation to any Certificates in, from or otherwise involving the United Kingdom.

If the applicable Supplemental Listing Document in respect of any Certificates specifies the "Prohibition of Sales to European Economic Area Retail Investors" as "Not Applicable", the Issuer has represented and agreed that it has not offered, sold or otherwise made available such Certificates to any retail investor in the United Kingdom. For the purposes of this provision:

- (a) the expression "**retail investor**" means a person who is one (or more) of the following:
  - (i) a retail client, as defined in point (8) of Article 2 of Regulation (EU) No 2017/565 as it forms part of domestic law by virtue of the European Union (Withdrawal) Act 2018 (“**EUWA**”); or

- (ii) a customer within the meaning of the provisions of the FSMA and any rules or regulations made under the FSMA which were relied on immediately before exit day to implement Directive (EU) 2016/97, where that customer would not qualify as a professional client, as defined in point (8) of Article 2(1) of Regulation (EU) No 600/2014 as it forms part of domestic law by virtue of the EUWA; or
  - (iii) not a qualified investor as defined in Article 2 of Regulation (EU) 2017/1129 as it forms part of domestic law by virtue of the EUWA; and
- (b) the expression an "**offer**" includes the communication in any form and by any means of sufficient information on the terms of the offer and the Certificates to be offered so as to enable an investor to decide to purchase or subscribe for the Certificates.

If the applicable Supplemental Listing Document in respect of any Certificates specifies the "Prohibition of Sales to European Economic Area Retail Investors" as "Not Applicable", the Issuer has represented and agreed that it has not made and will not make an offer of Certificates which are the subject of the offering contemplated by the Base Listing Document as completed by this Supplemental Listing Document to the public in the United Kingdom except that it may make an offer of such Certificates to the public in the United Kingdom:

- a) if the Supplemental Listing Document in relation to the Certificates specifies an offer of those Certificates may be made other than pursuant to Article 1(4) of the UK Prospectus Regulation in the United Kingdom (a "**Public Offer**"), following the date of publication of a prospectus in relation to such Certificates which either (i) has been approved by the UK Financial Conduct Authority ("**FCA**"), or (ii) is to be treated as if it had been approved by the FCA in accordance with the transitional provision in Regulation 74 of the Prospectus (Amendment etc.) (EU Exit) Regulations 2019, provided that any such prospectus has subsequently been completed by final terms contemplating such Public Offer, in the period beginning and ending on the dates specified in such prospectus or final terms, as applicable, and the Issuer has consented in writing to its use for the purpose of that Public Offer;
- b) at any time to any legal entity which is a qualified investor as defined in Article 2 of the UK Prospectus Regulation;
- c) at any time to fewer than 150 natural or legal persons (other than qualified investors as defined in Article 2 of the UK Prospectus Regulation); or
- d) at any time in any other circumstances falling within section 86 of the FSMA, provided that no such offer of Certificates to the public referred to in (a) to (c) above shall require the publication of a prospectus pursuant to section 85 of the FSMA or supplement a prospectus pursuant to Article 23 of the UK Prospectus Regulation,

provided that no such offer of Certificates referred to in (b) to (d) above shall require the Issuer to publish a prospectus pursuant to section 85 of the FSMA or supplement a prospectus pursuant to Article 23 of the UK Prospectus Regulation.

For the purposes of this provision, the expression "an offer of Certificates to the public" in relation to any products in the United Kingdom means the communication in any form and by any means of sufficient information on the terms of the offer and the Certificates to be offered so as to enable an investor to decide to purchase or subscribe the Certificates, and the expression "**UK Prospectus Regulation**" means Regulation (EU) 2017/1129 as it forms part of domestic law by virtue of the EUWA.

## United States of America

The Certificates have not been, and will not be, registered under the Securities Act. Subject to certain exceptions, Certificates, or interests therein, may not at any time be offered, sold, resold or delivered, directly or indirectly, in the United States or to, or for the account or benefit of, any U.S. person or to others for offering, sale or resale in the United States or to any such U.S. person. Offers and sales of Certificates, or interests therein, in the United States or to U.S. persons would constitute a violation of United States securities laws unless made in compliance with registration requirements of the Securities Act or pursuant to an exemption therefrom. The Certificates will not be offered, sold or delivered within the United States or to U.S. persons. As used herein, "**United States**" means the United States of America (including the States and the District of Columbia), its territories, its possessions and other areas subject to its jurisdiction; and "**U.S. person**" means (i) any citizen or resident of the United States, including any corporation, partnership or other entity created or organised in or under the laws of the United States or of any political subdivision thereof, (ii) any estate or trust the income of which is subject to United States income taxation regardless of its source, (iii) "U.S. person" as such term is defined in (a) Regulation S under the Securities Act or (b) the Interpretive Guidance and Policy Statement Regarding Compliance with Certain Swap Regulations promulgated by the U.S. Commodity Futures Trading Commission ("**CFTC**") pursuant to the U.S. Commodity Exchange Act of 1936, as amended, or (iv) a person other than a "Non-United States Person" as defined in CFTC Rule 4.7, in each case, as such definition is amended, modified or supplemented from time to time.

## Prohibition of Sales to European Economic Area

If the applicable Supplemental Listing Document in respect of any Certificates specifies the "Prohibition of Sales to European Economic Area Retail Investors" as "Not Applicable", the Issuer has represented and agreed that it has not offered, sold or otherwise made available and will not offer, sell or otherwise make available any Certificates which are the subject of the offering contemplated by the Base Listing Document as completed by this Supplemental Listing Document to any retail investor in the European Economic Area. For the purposes of this provision:

- (a) the expression "retail investor" means a person who is one (or more) of the following:
  - (i) a retail client as defined in point (11) of Article 4(1) of Directive 2014/65/EU (as amended, "**MiFID II**");
  - (ii) a customer within the meaning of Directive 2016/97 (as amended), where that customer would not qualify as a professional client as defined in point (10) of Article 4(1) of MiFID II; or
  - (iii) not a qualified investor as defined in Regulation (EU) 2017/1129 (as amended, the "**Prospectus Regulation**"); and
- (b) the expression an "offer" includes the communication in any form and by any means of sufficient information on the terms of the offer and the Certificates to be offered so as to enable an investor to decide to purchase or subscribe the Certificates.

## PUBLIC OFFER SELLING RESTRICTION UNDER THE PROSPECTUS REGULATION

If the Supplemental Listing Document specifies "Prohibition of Sales to European Economic Area Retail Investors" as "Not Applicable", in relation to each member state of the European Economic Area (each, a "**Relevant State**"), the Issuer has represented, warranted and agreed that it has not made and will not make an offer of Certificates which are the subject of the offering contemplated by the Base Listing Document as completed by this Supplemental Listing Document to the public in that Relevant State except that it may make an offer of such Certificates to the public in that Relevant State:



- (a) Approved listing document: if the Supplemental Listing Document in relation to the Certificates specifies that an offer of those Certificates may be made other than pursuant to Article 1(4) of the Prospectus Regulation in that Relevant State (a "**Non-exempt Offer**"), following the date of publication of a listing document in relation to such Certificates which has been approved by the competent authority in that Relevant State or, where appropriate, approved in another Relevant State and notified to the competent authority in that Relevant State, provided that any such listing document has subsequently been completed by the Supplemental Listing Document contemplating such Non-exempt Offer, in accordance with the Prospectus Regulation, in the period beginning and ending on the dates specified in such listing document or Supplemental Listing Document, as applicable and the Issuer has consented in writing to its use for the purpose of that Non-exempt Offer;
- (b) Qualified investors: at any time to any legal entity which is a qualified investor as defined in the Prospectus Regulation;
- (c) Fewer than 150 offered: at any time to fewer than 150 natural or legal persons (other than qualified investors as defined in the Prospectus Regulation), subject to obtaining the prior consent of the Issuer for any such offer; or
- (d) Other exempt offers: at any time in any other circumstances falling within Article 3(2) of the Prospectus Regulation,

provided that no such offer of Certificates referred to in (b) to (d) above shall require the Issuer to publish a listing document pursuant to Article 3 of the Prospectus Regulation or supplement a listing document pursuant to Article 23 of the Prospectus Regulation.

For the purposes of this provision, the expression an "**offer of Certificates to the public**" in relation to any Certificates in any Relevant State means the communication in any form and by any means of sufficient information on the terms of the offer and the Certificates to be offered so as to enable an investor to decide to purchase or subscribe for the Certificates, as the same may be varied in that Relevant State by any measure implementing the Prospectus Regulation in that Relevant State.

### **Singapore**

This document has not been registered as a prospectus with the Monetary Authority of Singapore. Accordingly, this document and any other document or material in connection with the offer or sale, or invitation for subscription or purchase, of Certificates may not be circulated or distributed, nor may Certificates be offered or sold, or be made the subject of an invitation for subscription or purchase, whether directly or indirectly, to persons in Singapore other than pursuant to, and in accordance with the conditions of, any applicable provision of the Securities and Futures Act 2001 of Singapore.

### **Hong Kong**

No person, other than a person permitted to do so under the securities laws of Hong Kong, has issued, or had in its possession for the purposes of issue, or will issue, or have in its possession for the purposes of issue any advertisement, invitation or document relating to the Certificates, whether in Hong Kong or elsewhere, which is directed at, or the contents of which are likely to be accessed or read by, the public in Hong Kong other than with respect to Certificates which are or are intended to be disposed of only to persons outside Hong Kong or only to "professional investors" within the meaning of the Securities and Futures Ordinance (Cap. 571) of the Laws of Hong Kong and any rules made thereunder.

**SUPPLEMENTAL INFORMATION RELATING TO THE ISSUER**

The information set out in the Appendix to this document is an extract of the unaudited consolidated financial statements of UBS AG and its subsidiaries for the second quarter ended 30 June 2023.

For more information on the Issuer, please see <http://www.ubs.com/>.

Queries regarding the Certificates may be directed to +852 2971 6668 or [OL-HKWarrants@ubs.com](mailto:OL-HKWarrants@ubs.com).

**SUPPLEMENTAL GENERAL INFORMATION**

The information set out herein is supplemental to, and should be read in conjunction with, the information set out on page 267 of the Base Listing Document.

1. Save as disclosed in the Base Listing Document and herein, there is no litigation, arbitration or administrative proceedings relating to claims or amounts which are material in the context of the issue of the Certificates to which the Issuer is a party nor, to the best of its knowledge and belief, is there any threatened litigation, arbitration or administrative proceedings relating to claims or amounts which are material in the context of the issue of the Certificates which would in either case jeopardise its ability to discharge its obligations in respect of the Certificates.
2. UBS AG, Singapore Branch at 9 Penang Road, Singapore 238459, has been authorised to accept, on behalf of the Issuer, service of process and any other notices required to be served on the Issuer. Any notices required to be served on the Issuer should be sent to UBS AG, Singapore Branch at the above address for the attention of Han-Kiat Tan, Legal & Compliance.
3. Settlement of trades done on a normal “ready basis” on the SGX-ST generally take place on the second Business Day following the transaction. Dealing in the Certificates will take place in board lots of 100 Certificates in Singapore dollars. For further details on the transfer of Certificates and their exercise, please refer to the section headed “Summary of the Issue” above.
4. It is not the current intention of the Issuer to apply for a listing of the Certificates on any stock exchange other than the SGX-ST.
5. There has been no adverse change, material in the context of the issue of the Certificates, in the financial position of the Issuer since 30 June 2023.
6. The following contracts, relating to the issue of the Certificates, have been or will be entered into by the Issuer and may be material to the issue of the Certificates:
  - (a) the Master Instrument; and
  - (b) the Master Warrant Agent Agreement.None of the directors of the Issuer has any direct or indirect interest in any of the above contracts.
7. The Issuer has appropriate risk management capabilities to manage the issue of the Certificates.
8. Copies of the following documents may be inspected during usual business hours on any weekday (Saturdays, Sundays and holidays excepted) at the office of Allen & Gledhill LLP at One Marina Boulevard #28-00, Singapore 018989, during the period of 14 days from the date of this document:
  - (a) the articles of association of the Issuer;
  - (b) the latest financial reports (including the notes thereto) of the Issuer;
  - (c) the Base Listing Document; and
  - (d) this document.

**APPENDIX**

**EXTRACT OF  
THE UNAUDITED CONSOLIDATED FINANCIAL STATEMENTS OF  
UBS AG AND ITS SUBSIDIARIES  
FOR THE SECOND QUARTER ENDED 30 JUNE 2023**

# UBS AG interim consolidated financial statements (unaudited)

## Income statement

USD m	Note	For the quarter ended			Year-to-date	
		30.6.23	31.3.23	30.6.22	30.6.23	30.6.22
Interest income from financial instruments measured at amortized cost and fair value through other comprehensive income	3	5,483	4,815	2,381	10,298	4,526
Interest expense from financial instruments measured at amortized cost	3	(4,607)	(3,853)	(1,103)	(8,461)	(1,912)
Net interest income from financial instruments measured at fair value through profit or loss and other	3	430	426	356	856	766
Net interest income	3	1,305	1,388	1,634	2,694	3,380
Other net income from financial instruments measured at fair value through profit or loss		2,337	2,673	1,620	5,009	3,845
Fee and commission income	4	5,008	5,076	5,235	10,083	11,103
Fee and commission expense	4	(419)	(447)	(450)	(866)	(934)
Net fee and commission income	4	4,589	4,628	4,785	9,217	10,169
Other income		237	155	996	392	1,135
<b>Total revenues</b>		<b>8,468</b>	<b>8,844</b>	<b>9,036</b>	<b>17,313</b>	<b>18,529</b>
<b>Credit loss expense / (release)</b>	7	<b>16</b>	38	7	54	25
Personnel expenses	5	3,847	3,898	3,762	7,745	7,996
General and administrative expenses	6	2,443	2,983	2,364	5,425	4,597
Depreciation, amortization and impairment of non-financial assets		707	469	451	1,176	900
<b>Operating expenses</b>		<b>6,997</b>	<b>7,350</b>	<b>6,577</b>	<b>14,346</b>	<b>13,492</b>
<b>Operating profit / (loss) before tax</b>		<b>1,456</b>	<b>1,456</b>	<b>2,452</b>	<b>2,912</b>	<b>5,012</b>
Tax expense / (benefit)		332	445	478	776	1,026
<b>Net profit / (loss)</b>		<b>1,124</b>	<b>1,012</b>	<b>1,974</b>	<b>2,136</b>	<b>3,986</b>
Net profit / (loss) attributable to non-controlling interests		4	8	10	12	18
<b>Net profit / (loss) attributable to shareholders</b>		<b>1,120</b>	<b>1,004</b>	<b>1,964</b>	<b>2,124</b>	<b>3,968</b>

## Statement of comprehensive income

USD m	For the quarter ended			Year-to-date	
	30.6.23	31.3.23	30.6.22	30.6.23	30.6.22
<b>Comprehensive income attributable to shareholders<sup>1</sup></b>					
Net profit / (loss)	1,120	1,004	1,964	2,124	3,968
<b>Other comprehensive income that may be reclassified to the income statement</b>					
<b>Foreign currency translation</b>					
Foreign currency translation movements related to net assets of foreign operations, before tax	307	224	(994)	532	(1,459)
Effective portion of changes in fair value of hedging instruments designated as net investment hedges, before tax	(149)	(126)	434	(275)	646
Foreign currency translation differences on foreign operations reclassified to the income statement	(3)	(1)	8	(3)	8
Effective portion of changes in fair value of hedging instruments designated as net investment hedges reclassified to the income statement	(1)	(1)	(4)	(2)	(4)
Income tax relating to foreign currency translations, including the effect of net investment hedges	(3)	(2)	5	(5)	8
Subtotal foreign currency translation, net of tax	151	95	(551)	246	(801)
<b>Financial assets measured at fair value through other comprehensive income</b>					
Net unrealized gains / (losses), before tax	(1)	2	(3)	1	(442)
Net realized (gains) / losses reclassified to the income statement from equity	0	0	0	0	0
Reclassification of financial assets to Other financial assets measured at amortized cost <sup>2</sup>			449		449
Income tax relating to net unrealized gains / (losses)	0	0	(116)	0	(3)
Subtotal financial assets measured at fair value through other comprehensive income, net of tax	(1)	2	330	1	3
<b>Cash flow hedges of interest rate risk</b>					
Effective portion of changes in fair value of derivative instruments designated as cash flow hedges, before tax	(1,082)	387	(1,298)	(695)	(3,763)
Net (gains) / losses reclassified to the income statement from equity	413	349	(149)	762	(386)
Income tax relating to cash flow hedges	127	(130)	276	(2)	794
Subtotal cash flow hedges, net of tax	(542)	606	(1,171)	64	(3,355)
<b>Cost of hedging</b>					
Cost of hedging, before tax	11	(5)	21	6	98
Income tax relating to cost of hedging	0	0	0	0	0
Subtotal cost of hedging, net of tax	11	(5)	21	6	98
<b>Total other comprehensive income that may be reclassified to the income statement, net of tax</b>	<b>(381)</b>	<b>698</b>	<b>(1,370)</b>	<b>317</b>	<b>(4,055)</b>
<b>Other comprehensive income that will not be reclassified to the income statement</b>					
<b>Defined benefit plans</b>					
Gains / (losses) on defined benefit plans, before tax	(13)	33	127	20	255
Income tax relating to defined benefit plans	(37)	4	(8)	(32)	(26)
Subtotal defined benefit plans, net of tax	(50)	38	119	(12)	229
<b>Own credit on financial liabilities designated at fair value</b>					
Gains / (losses) from own credit on financial liabilities designated at fair value, before tax	(212)	69	296	(143)	719
Income tax relating to own credit on financial liabilities designated at fair value	61	(17)	(26)	44	(26)
Subtotal own credit on financial liabilities designated at fair value, net of tax	(151)	51	271	(100)	693
<b>Total other comprehensive income that will not be reclassified to the income statement, net of tax</b>	<b>(201)</b>	<b>89</b>	<b>389</b>	<b>(112)</b>	<b>922</b>
<b>Total other comprehensive income</b>	<b>(582)</b>	<b>787</b>	<b>(981)</b>	<b>206</b>	<b>(3,133)</b>
<b>Total comprehensive income attributable to shareholders</b>	<b>538</b>	<b>1,791</b>	<b>982</b>	<b>2,329</b>	<b>835</b>
<b>Comprehensive income attributable to non-controlling interests</b>					
Net profit / (loss)	4	8	10	12	18
Total other comprehensive income that will not be reclassified to the income statement, net of tax	(3)	5	(28)	2	(10)
<b>Total comprehensive income attributable to non-controlling interests</b>	<b>1</b>	<b>13</b>	<b>(17)</b>	<b>14</b>	<b>9</b>
<b>Total comprehensive income</b>					
Net profit / (loss)	1,124	1,012	1,974	2,136	3,986
Other comprehensive income	(585)	792	(1,009)	207	(3,142)
<i>of which: other comprehensive income that may be reclassified to the income statement</i>	<i>(381)</i>	<i>698</i>	<i>(1,370)</i>	<i>317</i>	<i>(4,055)</i>
<i>of which: other comprehensive income that will not be reclassified to the income statement</i>	<i>(204)</i>	<i>94</i>	<i>361</i>	<i>(110)</i>	<i>913</i>
<b>Total comprehensive income</b>	<b>539</b>	<b>1,804</b>	<b>965</b>	<b>2,343</b>	<b>844</b>

<sup>1</sup> Refer to the "UBS AG consolidated performance" section of this report for more information. <sup>2</sup> Effective 1 April 2022, a portfolio of assets previously classified as Financial assets measured at fair value through other comprehensive income was reclassified to Other financial assets measured at amortized cost. As a result, the related cumulative fair value losses of USD 449m pre-tax and USD 333m post-tax, previously recognized in Other comprehensive income, have been removed from equity and adjusted against the value of the assets at the reclassification date.

## Balance sheet

USD m	Note	30.6.23	31.3.23	31.12.22
<b>Assets</b>				
Cash and balances at central banks		159,425	144,183	169,445
Amounts due from banks		21,395	14,773	14,671
Receivables from securities financing transactions measured at amortized cost		61,977	60,010	67,814
Cash collateral receivables on derivative instruments	9	35,068	32,726	35,033
Loans and advances to customers	7	397,596	395,429	390,027
Other financial assets measured at amortized cost	10	52,180	49,289	53,389
<b>Total financial assets measured at amortized cost</b>		<b>727,642</b>	696,411	730,379
Financial assets at fair value held for trading	8	120,232	118,009	108,034
<i>of which: assets pledged as collateral that may be sold or repledged by counterparties</i>		<i>39,568</i>	<i>37,569</i>	<i>36,742</i>
Derivative financial instruments	8, 9	124,046	114,253	150,109
Brokerage receivables	8	21,218	21,025	17,576
Financial assets at fair value not held for trading	8	63,714	66,511	59,408
<b>Total financial assets measured at fair value through profit or loss</b>		<b>329,210</b>	319,799	335,127
<b>Financial assets measured at fair value through other comprehensive income</b>	8	<b>2,217</b>	2,241	2,239
Investments in associates		1,109	1,114	1,101
Property, equipment and software		11,193	11,274	11,316
Goodwill and intangible assets		6,281	6,272	6,267
Deferred tax assets		9,411	9,281	9,354
Other non-financial assets	10	9,254	10,367	9,652
<b>Total assets</b>		<b>1,096,318</b>	1,056,758	1,105,436
<b>Liabilities</b>				
Amounts due to banks		16,290	13,595	11,596
Payables from securities financing transactions measured at amortized cost		12,320	9,870	4,202
Cash collateral payables on derivative instruments	9	31,445	32,240	36,436
Customer deposits		521,657	507,844	527,171
Funding from UBS Group AG measured at amortized cost	11	61,445	63,093	56,147
Debt issued measured at amortized cost	13	62,561	54,733	59,499
Other financial liabilities measured at amortized cost	10	11,673	10,695	10,391
<b>Total financial liabilities measured at amortized cost</b>		<b>717,392</b>	692,071	705,442
Financial liabilities at fair value held for trading	8	35,616	34,374	29,515
Derivative financial instruments	8, 9	127,367	116,113	154,906
Brokerage payables designated at fair value	8	43,357	43,911	45,085
Debt issued designated at fair value	8, 12	78,741	74,974	71,842
Other financial liabilities designated at fair value	8, 10	31,425	28,018	32,033
<b>Total financial liabilities measured at fair value through profit or loss</b>		<b>316,506</b>	297,391	333,382
Provisions	15	3,817	3,886	3,183
Other non-financial liabilities	10	5,330	4,673	6,489
<b>Total liabilities</b>		<b>1,043,044</b>	998,021	1,048,496
<b>Equity</b>				
Share capital		386	338	338
Share premium		24,594	24,644	24,648
Retained earnings		27,806	32,863	31,746
Other comprehensive income recognized directly in equity, net of tax		136	541	(133)
<b>Equity attributable to shareholders</b>		<b>52,922</b>	58,386	56,598
Equity attributable to non-controlling interests		352	352	342
<b>Total equity</b>		<b>53,274</b>	58,738	56,940
<b>Total liabilities and equity</b>		<b>1,096,318</b>	1,056,758	1,105,436

## Statement of changes in equity

<i>USD m</i>	Share capital and share premium	Retained earnings	OCI recognized directly in equity, net of tax <sup>1</sup>	<i>of which: foreign currency translation</i>	<i>of which: cash flow hedges</i>	Total equity attributable to shareholders
<b>Balance as of 1 January 2023<sup>2</sup></b>	<b>24,985</b>	<b>31,746</b>	<b>(133)</b>	<b>4,098</b>	<b>(4,234)</b>	<b>56,598</b>
Premium on shares issued and warrants exercised	(5) <sup>3</sup>					(5)
Tax (expense) / benefit	(1)					(1)
Dividends		(6,000)				(6,000)
Translation effects recognized directly in retained earnings		48	(48)		(48)	0
Share of changes in retained earnings of associates and joint ventures		0				0
New consolidations / (deconsolidations) and other increases / (decreases)	0					0
<b>Total comprehensive income for the period</b>		<b>2,012</b>	<b>317</b>	<b>246</b>	<b>64</b>	<b>2,329</b>
<i>of which: net profit / (loss)</i>		<i>2,124</i>				<i>2,124</i>
<i>of which: OCI, net of tax</i>		<i>(112)</i>	<i>317</i>	<i>246</i>	<i>64</i>	<i>206</i>
<b>Balance as of 30 June 2023<sup>2</sup></b>	<b>24,979</b>	<b>27,806</b>	<b>136</b>	<b>4,344</b>	<b>(4,218)</b>	<b>52,922</b>
Non-controlling interests as of 30 June 2023						352
<b>Total equity as of 30 June 2023</b>						<b>53,274</b>
<b>Balance as of 1 January 2022<sup>2</sup></b>	<b>24,991</b>	<b>27,912</b>	<b>5,200</b>	<b>4,617</b>	<b>628</b>	<b>58,102</b>
Tax (expense) / benefit	4					4
Dividends		(4,200)				(4,200)
Translation effects recognized directly in retained earnings		(13)	13		13	0
Share of changes in retained earnings of associates and joint ventures		0				0
New consolidations / (deconsolidations) and other increases / (decreases)	4	3	(3)			4
<b>Total comprehensive income for the period</b>		<b>4,890</b>	<b>(4,055)</b>	<b>(801)</b>	<b>(3,355)</b>	<b>835</b>
<i>of which: net profit / (loss)</i>		<i>3,968</i>				<i>3,968</i>
<i>of which: OCI, net of tax</i>		<i>922</i>	<i>(4,055)</i>	<i>(801)</i>	<i>(3,355)</i>	<i>(3,133)</i>
<b>Balance as of 30 June 2022<sup>2</sup></b>	<b>24,999</b>	<b>28,592</b>	<b>1,154</b>	<b>3,815</b>	<b>(2,713)</b>	<b>54,746</b>
Non-controlling interests as of 30 June 2022						339
<b>Total equity as of 30 June 2022</b>						<b>55,085</b>

<sup>1</sup> Excludes other comprehensive income related to defined benefit plans and own credit that is recorded directly in Retained earnings. <sup>2</sup> Excludes non-controlling interests. <sup>3</sup> Includes decreases related to recharges by UBS Group AG for share-based compensation awards granted to employees of UBS AG or its subsidiaries.



## Statement of cash flows

	Year-to-date	
USD m	30.6.23	30.6.22
<b>Cash flow from / (used in) operating activities</b>		
Net profit / (loss)	2,136	3,986
<b>Non-cash items included in net profit and other adjustments:</b>		
Depreciation, amortization and impairment of non-financial assets	1,176	900
Credit loss expense / (release)	54	25
Share of net (profit) / loss of associates and joint ventures and impairment related to associates	(25)	(12)
Deferred tax expense / (benefit)	(63)	348
Net loss / (gain) from investing activities	(116)	(778)
Net loss / (gain) from financing activities	3,085	(14,371)
Other net adjustments	(1,198)	9,346
<b>Net change in operating assets and liabilities:<sup>1</sup></b>		
Amounts due from banks and amounts due to banks	(3,313)	3,000
Securities financing transactions measured at amortized cost	13,672	10,833
Cash collateral on derivative instruments	(5,104)	(4,704)
Loans and advances to customers and customer deposits	(14,863)	(13,959)
Financial assets and liabilities at fair value held for trading and derivative financial instruments	(7,726)	13,149
Brokerage receivables and payables	(5,366)	8,239
Financial assets at fair value not held for trading and other financial assets and liabilities	(1,306)	1,480
Provisions and other non-financial assets and liabilities	658	3
Income taxes paid, net of refunds	(810)	(847)
<b>Net cash flow from / (used in) operating activities</b>	<b>(19,110)</b>	<b>16,639</b>
<b>Cash flow from / (used in) investing activities</b>		
Disposal of subsidiaries, associates and intangible assets	35	911
Purchase of property, equipment and software	(669)	(695)
Disposal of property, equipment and software	0	3
Purchase of financial assets measured at fair value through other comprehensive income	(2,444)	(2,821)
Disposal and redemption of financial assets measured at fair value through other comprehensive income	2,468	2,291
Purchase of debt securities measured at amortized cost	(7,541)	(8,167)
Disposal and redemption of debt securities measured at amortized cost	4,659	3,914
<b>Net cash flow from / (used in) investing activities</b>	<b>(3,492)</b>	<b>(4,565)</b>
<b>Cash flow from / (used in) financing activities</b>		
Net issuance (repayment) of short-term debt measured at amortized cost	5,555	(10,440)
Distributions paid on UBS AG shares	(6,000)	(4,200)
Issuance of debt designated at fair value and long-term debt measured at amortized cost <sup>2</sup>	51,141	48,856
Repayment of debt designated at fair value and long-term debt measured at amortized cost <sup>2</sup>	(44,091)	(36,309)
Net cash flows from other financing activities	(242)	(341)
<b>Net cash flow from / (used in) financing activities</b>	<b>6,362</b>	<b>(2,433)</b>
<b>Total cash flow</b>		
<b>Cash and cash equivalents at the beginning of the period</b>	<b>195,200</b>	<b>207,755</b>
Net cash flow from / (used in) operating, investing and financing activities	(16,239)	9,642
Effects of exchange rate differences on cash and cash equivalents	1,999	(9,648)
<b>Cash and cash equivalents at the end of the period<sup>3</sup></b>	<b>180,959</b>	<b>207,748</b>
<i>of which: cash and balances at central banks<sup>4</sup></i>	<i>159,343</i>	<i>190,244</i>
<i>of which: amounts due from banks</i>	<i>12,189</i>	<i>15,625</i>
<i>of which: money market paper<sup>5</sup></i>	<i>9,428</i>	<i>1,880</i>

### Additional information

#### Net cash flow from / (used in) operating activities includes:

Interest received in cash	15,024	6,094
Interest paid in cash	11,429	2,732
Dividends on equity investments, investment funds and associates received in cash <sup>6</sup>	1,259	1,059

<sup>1</sup> Movements in this section exclude foreign currency translation and foreign exchange effects, which are presented within the Other net adjustments line. <sup>2</sup> Includes funding from UBS Group AG measured at amortized cost (recognized in Funding from UBS Group AG on the balance sheet) and measured at fair value (recognized in Other financial liabilities designated at fair value on the balance sheet). <sup>3</sup> USD 3,073m and USD 4,434m of cash and cash equivalents (mainly reflected in Amounts due from banks) were restricted as of 30 June 2023 and 30 June 2022, respectively. Refer to "Note 22 Restricted and transferred financial assets" in the "Consolidated financial statements" section of the Annual Report 2022 for more information. <sup>4</sup> Includes only balances with an original maturity of three months or less. <sup>5</sup> Money market paper is included on the balance sheet under Financial assets at fair value not held for trading (30 June 2023: USD 9,270m; 30 June 2022: USD 1,516m), Other financial assets measured at amortized cost (30 June 2023: USD 149m; 30 June 2022: USD 127m), Financial assets at fair value held for trading (30 June 2023: USD 9m; 30 June 2022: USD 58m) and Financial assets measured at fair value through other comprehensive income (30 June 2023: USD 0m; 30 June 2022: USD 180m). <sup>6</sup> Includes dividends received from associates reported within Net cash flow from / (used in) investing activities.

# Notes to the UBS AG interim consolidated financial statements (unaudited)

## Note 1 Basis of accounting

---

### Basis of preparation

The consolidated financial statements (the financial statements) of UBS AG and its subsidiaries (together, UBS AG) are prepared in accordance with International Financial Reporting Standards (IFRS), as issued by the International Accounting Standards Board (the IASB), and are presented in US dollars. These interim financial statements are prepared in accordance with IAS 34, *Interim Financial Reporting*.

In preparing these interim financial statements, the same accounting policies and methods of computation have been applied as in the UBS AG consolidated annual financial statements for the period ended 31 December 2022, except for the changes described in this Note. These interim financial statements are unaudited and should be read in conjunction with UBS AG's audited consolidated financial statements in the Annual Report 2022 and the "Management report" sections of this report. In the opinion of management, all necessary adjustments have been made for a fair presentation of UBS AG's financial position, results of operations and cash flows.

Preparation of these interim financial statements requires management to make estimates and assumptions that affect the reported amounts of assets, liabilities, income, expenses and disclosures of contingent assets and liabilities. These estimates and assumptions are based on the best available information. Actual results in the future could differ from such estimates and differences may be material to the financial statements. Revisions to estimates, based on regular reviews, are recognized in the period in which they occur. For more information about areas of estimation uncertainty that are considered to require critical judgment, refer to "Note 1a Material accounting policies" in the "Consolidated financial statements" section of the Annual Report 2022.

### IFRS 17, *Insurance Contracts*

Effective from 1 January 2023, UBS AG has adopted IFRS 17, *Insurance Contracts*, which sets out the accounting requirements for contractual rights and obligations that arise from insurance contracts issued and reinsurance contracts held. The adoption has had no effect on UBS AG's financial statements. UBS AG does not provide insurance services in any market.

### Other amendments to IFRS

Effective from 1 January 2023, UBS AG has adopted a number of minor amendments to IFRS, which have had no significant effect on UBS AG.

### Amendments to IAS 12, *Income Taxes*

In May 2023, the IASB issued amendments to IAS 12, *Income Taxes*, whereby, under an exception, deferred tax assets (DTAs) and deferred tax liabilities (DTLs) will not be recognized in respect of top-up tax on income under the Global Anti-Base Erosion Rules that is imposed under tax law that is enacted or substantively enacted to implement the Pillar Two model rules published by the Organisation for Economic Co-operation and Development. This exception applies immediately upon the issuance of the amendments and it is, therefore, potentially relevant to these financial statements and subsequent financial statements. Although countries are starting to implement the rules, UBS AG did not have any DTAs or DTLs on 30 June 2023 that had not been recognized as a result of the application of this exception. The exception is expected to be removed by the IASB in due course, although the timing of that has not been specified. The amendments also introduced new disclosure requirements in relation to top-up tax, which will first apply to UBS AG's financial statements for the year ended 31 December 2023.

## Note 1 Basis of accounting (continued)

### Currency translation rates

The following table shows the rates of the main currencies used to translate the financial information of UBS AG's operations with a functional currency other than the US dollar into US dollars.

	Closing exchange rate				Average rate <sup>1</sup>				
	As of				For the quarter ended			Year-to-date	
	30.6.23	31.3.23	31.12.22	30.6.22	30.6.23	31.3.23	30.6.22	30.6.23	30.6.22
1 CHF	1.12	1.09	1.08	1.05	1.11	1.08	1.04	1.10	1.06
1 EUR	1.09	1.08	1.07	1.05	1.09	1.08	1.06	1.08	1.09
1 GBP	1.27	1.23	1.21	1.22	1.24	1.22	1.25	1.24	1.29
100 JPY	0.69	0.75	0.76	0.74	0.71	0.75	0.76	0.73	0.80

<sup>1</sup> Monthly income statement items of operations with a functional currency other than the US dollar are translated into US dollars using month-end rates. Disclosed average rates for a quarter represent an average of three month-end rates, weighted according to the income and expense volumes of all operations of UBS AG with the same functional currency for each month. Weighted average rates for individual business divisions may deviate from the weighted average rates for UBS AG.

## Note 2 Segment reporting

<i>USD m</i>	Global Wealth Management	Personal & Corporate Banking	Asset Management	Investment Bank	Group Functions	UBS AG
<b>For the six months ended 30 June 2023<sup>1</sup></b>						
Net interest income	2,934	1,529	(14)	(1,093)	(663)	2,694
Non-interest income	6,594	1,163	1,015	5,329	518	14,619
Total revenues	9,528	2,692	1,001	4,236	(145)	17,313
Credit loss expense / (release)	20	26	0	8	0	54
Operating expenses	7,204	1,379	818	3,639	1,305	14,346
<b>Operating profit / (loss) before tax</b>	<b>2,303</b>	<b>1,287</b>	<b>184</b>	<b>588</b>	<b>(1,450)</b>	<b>2,912</b>
Tax expense / (benefit)						776
<b>Net profit / (loss)</b>						<b>2,136</b>
<b>As of 30 June 2023<sup>1</sup></b>						
<b>Total assets</b>	<b>375,119</b>	<b>241,726</b>	<b>18,767</b>	<b>363,348</b>	<b>97,357</b>	<b>1,096,318</b>
<b>For the six months ended 30 June 2022<sup>1</sup></b>						
Net interest income	2,409	1,057	(7)	104	(182)	3,380
Non-interest income	7,168	1,089	1,958	4,897	37	15,149
Total revenues	9,577	2,146	1,950	5,000	(144)	18,529
Credit loss expense / (release)	(10)	57	0	(24)	2	25
Operating expenses	7,174	1,260	815	3,729	514	13,492
<b>Operating profit / (loss) before tax</b>	<b>2,413</b>	<b>829</b>	<b>1,135</b>	<b>1,295</b>	<b>(660)</b>	<b>5,012</b>
Tax expense / (benefit)						1,026
<b>Net profit / (loss)</b>						<b>3,986</b>
<b>As of 31 December 2022<sup>1</sup></b>						
<b>Total assets</b>	<b>388,624</b>	<b>235,330</b>	<b>16,971</b>	<b>391,495</b>	<b>73,016</b>	<b>1,105,436</b>

<sup>1</sup> Refer to "Note 2 Segment reporting" in the "Consolidated financial statements" section of the Annual Report 2022 for more information about UBS AG's reporting segments.

## Note 3 Net interest income

USD m	For the quarter ended			Year-to-date	
	30.6.23	31.3.23	30.6.22	30.6.23	30.6.22
Interest income from loans and deposits <sup>1</sup>	4,804	4,145	1,887	8,949	3,548
Interest income from securities financing transactions measured at amortized cost <sup>2</sup>	833	766	209	1,599	327
Interest income from other financial instruments measured at amortized cost	276	259	118	535	191
Interest income from debt instruments measured at fair value through other comprehensive income	26	23	6	48	47
Interest income from derivative instruments designated as cash flow hedges	(457)	(376)	160	(833)	413
<b>Total interest income from financial instruments measured at amortized cost and fair value through other comprehensive income</b>	<b>5,483</b>	<b>4,815</b>	<b>2,381</b>	<b>10,298</b>	<b>4,526</b>
Interest expense on loans and deposits <sup>3</sup>	3,452	2,909	618	6,361	1,046
Interest expense on securities financing transactions measured at amortized cost <sup>4</sup>	474	365	288	839	512
Interest expense on debt issued	656	555	176	1,211	311
Interest expense on lease liabilities	25	25	21	50	43
<b>Total interest expense from financial instruments measured at amortized cost</b>	<b>4,607</b>	<b>3,853</b>	<b>1,103</b>	<b>8,461</b>	<b>1,912</b>
<b>Total net interest income from financial instruments measured at amortized cost and fair value through other comprehensive income</b>	<b>876</b>	<b>962</b>	<b>1,278</b>	<b>1,837</b>	<b>2,614</b>
<b>Net interest income from financial instruments measured at fair value through profit or loss and other</b>	<b>430</b>	<b>426</b>	<b>356</b>	<b>856</b>	<b>766</b>
<b>Total net interest income</b>	<b>1,305</b>	<b>1,388</b>	<b>1,634</b>	<b>2,694</b>	<b>3,380</b>

<sup>1</sup> Consists of interest income from cash and balances at central banks, loans and advances to banks and customers, and cash collateral receivables on derivative instruments, as well as negative interest on amounts due to banks, customer deposits, and cash collateral payables on derivative instruments. <sup>2</sup> Includes interest income on receivables from securities financing transactions and negative interest, including fees, on payables from securities financing transactions. <sup>3</sup> Consists of interest expense on amounts due to banks, cash collateral payables on derivative instruments, customer deposits, and funding from UBS Group AG, as well as negative interest on cash and balances at central banks, loans and advances to banks, and cash collateral receivables on derivative instruments. <sup>4</sup> Includes interest expense on payables from securities financing transactions and negative interest, including fees, on receivables from securities financing transactions.

## Note 4 Net fee and commission income

USD m	For the quarter ended			Year-to-date	
	30.6.23	31.3.23	30.6.22	30.6.23	30.6.22
Underwriting fees	131	149	122	280	324
M&A and corporate finance fees	156	178	220	335	456
Brokerage fees	800	880	870	1,681	1,948
Investment fund fees	1,179	1,178	1,233	2,357	2,621
Portfolio management and related services	2,254	2,210	2,298	4,464	4,761
Other	487	480	492	967	993
<b>Total fee and commission income<sup>1</sup></b>	<b>5,008</b>	<b>5,076</b>	<b>5,235</b>	<b>10,083</b>	<b>11,103</b>
<i>of which: recurring</i>	<i>3,496</i>	<i>3,413</i>	<i>3,593</i>	<i>6,909</i>	<i>7,452</i>
<i>of which: transaction-based</i>	<i>1,504</i>	<i>1,639</i>	<i>1,632</i>	<i>3,143</i>	<i>3,621</i>
<i>of which: performance-based</i>	<i>7</i>	<i>24</i>	<i>10</i>	<i>31</i>	<i>29</i>
<b>Fee and commission expense</b>	<b>419</b>	<b>447</b>	<b>450</b>	<b>866</b>	<b>934</b>
<b>Net fee and commission income</b>	<b>4,589</b>	<b>4,628</b>	<b>4,785</b>	<b>9,217</b>	<b>10,169</b>

<sup>1</sup> Reflects third-party fee and commission income for the second quarter of 2023 of USD 3,134m for Global Wealth Management (first quarter of 2023: USD 3,145m; second quarter of 2022: USD 3,281m), USD 465m for Personal & Corporate Banking (first quarter of 2023: USD 449m; second quarter of 2022: USD 422m), USD 673m for Asset Management (first quarter of 2023: USD 687m; second quarter of 2022: USD 720m), USD 731m for the Investment Bank (first quarter of 2023: USD 791m; second quarter of 2022: USD 811m) and USD 4m for Group Functions (first quarter of 2023: USD 3m; second quarter of 2022: USD 1m).

## Note 5 Personnel expenses

USD m	For the quarter ended			Year-to-date	
	30.6.23	31.3.23	30.6.22	30.6.23	30.6.22
Salaries and variable compensation <sup>1</sup>	3,364	3,356	3,316	6,720	7,001
<i>of which: variable compensation – financial advisors<sup>2</sup></i>	<i>1,110</i>	<i>1,111</i>	<i>1,122</i>	<i>2,222</i>	<i>2,342</i>
Contractors	24	27	30	50	58
Social security	176	220	164	396	392
Post-employment benefit plans	139	174	137	313	320
Other personnel expenses	144	122	116	266	225
<b>Total personnel expenses</b>	<b>3,847</b>	<b>3,898</b>	<b>3,762</b>	<b>7,745</b>	<b>7,996</b>

<sup>1</sup> Includes role-based allowances. <sup>2</sup> Consists of cash and deferred compensation awards and is based on compensable revenues and firm tenure using a formulaic approach. It also includes expenses related to compensation commitments with financial advisors entered into at the time of recruitment that are subject to vesting requirements.

## Note 6 General and administrative expenses

USD m	For the quarter ended			Year-to-date	
	30.6.23	31.3.23	30.6.22	30.6.23	30.6.22
Outsourcing costs	121	124	115	245	221
Technology costs	128	132	126	260	248
Consulting, legal and audit fees	160	108	123	268	227
Real estate and logistics costs	134	119	129	252	253
Market data services	101	99	89	200	182
Marketing and communication	44	34	43	78	74
Travel and entertainment	51	49	43	101	62
Litigation, regulatory and similar matters <sup>1</sup>	55	721	220	776	277
Other	1,649	1,596	1,475	3,245	3,052
<i>of which: shared services costs charged by UBS Group AG or its subsidiaries</i>	<i>1,460</i>	<i>1,385</i>	<i>1,348</i>	<i>2,845</i>	<i>2,738</i>
<b>Total general and administrative expenses</b>	<b>2,443</b>	<b>2,983</b>	<b>2,364</b>	<b>5,425</b>	<b>4,597</b>

<sup>1</sup> Reflects the net increase in provisions for litigation, regulatory and similar matters recognized in the income statement. Refer to Note 15b for more information.

## Note 7 Expected credit loss measurement

### a) Credit loss expense / release

Total net credit loss expenses in the second quarter of 2023 were USD 16m, reflecting USD 10m net credit loss releases related to stage 1 and 2 positions and USD 26m net credit loss expenses related to stage 3 positions.

Stage 1 and 2 net releases included: scenario-related net releases of USD 42m; net expenses of USD 27m from model changes, mainly in Personal & Corporate Banking and the Investment Bank; and additional net expenses of USD 5m from book quality and size changes, mainly across the corporate and real estate lending portfolios of Personal & Corporate Banking and Global Wealth Management.

Stage 3 net credit loss expenses were USD 26m, driven by net expenses of USD 21m in Personal & Corporate Banking, which were primarily due to a single commodity trade finance client (USD 11m), as well as ECL on various corporate lending positions.

### b) Changes to ECL models, scenarios, scenario weights and post-model adjustments

#### Scenarios and weights

The expected credit loss (ECL) scenarios, along with their related macroeconomic factors and market data, were reviewed in light of the economic and political conditions prevailing in the second quarter of 2023 through a series of governance meetings, with input and feedback from UBS AG Risk and Finance experts across the business divisions and regions.

The baseline scenario was updated with the latest macroeconomic forecasts as of 30 June 2023. The assumptions on a calendar-year basis are included in the table below and imply a broadly unchanged economic outlook for 2023, the Eurozone and Switzerland, and more optimistic projections for the US. Compared with the baseline used in the first quarter of 2023, the house price forecast for the US and the Eurozone in 2023 is less pessimistic, although it is slightly more pessimistic for Switzerland.

At the beginning of the second quarter of 2023, UBS AG replaced the global crisis scenario applied at year-end 2022 and at the end of the first quarter of 2023 with the mild debt crisis scenario. Recent economic, market and political developments suggest that the scenario suite should be rebalanced by reintroducing a mild downside scenario. The mild debt crisis scenario covers similar risks, but the assumptions are milder than the global crisis scenario. Therefore, the scenario is less severe. It assumes that political, solvency and liquidity concerns cause a sell-off of sovereign debt in emerging markets and the peripheral Eurozone. The global economy and financial markets are negatively affected, and central banks are assumed to ease their monetary policy.

The stagflationary geopolitical crisis scenario and the asset price inflation scenario were updated based on the latest market data, but the assumptions remain broadly unchanged. Refer to the table below for the scenarios and weights applied.

UBS AG kept scenario weights in line with those applied in the first quarter of 2023, with a 15% weight assigned to the mild debt crisis scenario instead of the global crisis scenario, which it replaced.

## Note 7 Expected credit loss measurement (continued)

### Post-model adjustments

Total stage 1 and 2 allowances and provisions amounted to USD 551m as of 30 June 2023 and included post-model adjustments (PMA) of USD 131m (31 March 2023: USD 128m), as uncertainty levels remain high, including the geopolitical situation.

### Comparison of shock factors

Key parameters	Baseline		
	2022	2023	2024
<b>Real GDP growth (annual percentage change)</b>			
US	2.1	1.4	0.1
Eurozone	3.5	0.8	1.0
Switzerland	2.1	0.9	1.3
<b>Unemployment rate (% , annual average)</b>			
US	3.6	3.7	5.1
Eurozone	6.7	6.7	6.9
Switzerland	2.2	2.2	2.5
<b>Fixed income: 10-year government bonds (% , Q4)</b>			
USD	3.9	3.7	3.6
EUR	2.6	2.3	2.2
CHF	1.6	1.0	0.9
<b>Real estate (annual percentage change, Q4)</b>			
US	7.4	(1.9)	2.1
Eurozone	2.8	(1.2)	1.8
Switzerland	3.9	(0.5)	(1.0)

### Economic scenarios and weights applied

ECL scenario	Assigned weights in %		
	30.6.23	31.3.23	30.6.22
Asset price inflation	0.0	0.0	0.0
Baseline	60.0	60.0	55.0
Severe Russia–Ukraine conflict scenario	–	–	25.0
Mild debt crisis	15.0	–	–
Stagflationary geopolitical crisis	25.0	25.0	–
Global crisis	–	15.0	20.0

## Note 7 Expected credit loss measurement (continued)

### c) ECL-relevant balance sheet and off-balance sheet positions including ECL allowances and provisions

The following tables provide information about financial instruments and certain non-financial instruments that are subject to ECL requirements. For amortized-cost instruments, the carrying amount represents the maximum exposure to credit risk, taking into account the allowance for credit losses. Financial assets measured at fair value through other comprehensive income (FVOCI) are also subject to ECL; however, unlike amortized-cost instruments, the allowance for credit losses for FVOCI instruments does not reduce the carrying amount of these financial assets. Instead, the carrying amount of financial assets measured at FVOCI represents the maximum exposure to credit risk.

In addition to recognized financial assets, certain off-balance sheet financial instruments and other credit lines are also subject to ECL. The maximum exposure to credit risk for off-balance sheet financial instruments is calculated based on the maximum contractual amounts.

USD m	30.6.23							
	Carrying amount <sup>1</sup>				ECL allowances			
Financial instruments measured at amortized cost	Total	Stage 1	Stage 2	Stage 3	Total	Stage 1	Stage 2	Stage 3
Cash and balances at central banks	159,425	159,393	32	0	(10)	0	(10)	0
Loans and advances to banks <sup>2</sup>	21,395	21,239	157	0	(6)	(5)	(1)	0
Receivables from securities financing transactions	61,977	61,977	0	0	(1)	(1)	0	0
Cash collateral receivables on derivative instruments	35,068	35,068	0	0	0	0	0	0
Loans and advances to customers	397,596	378,647	17,204	1,746	(859)	(182)	(173)	(504)
<i>of which: Private clients with mortgages</i>	163,560	153,443	9,358	758	(154)	(44)	(87)	(23)
<i>of which: Real estate financing</i>	50,054	45,959	4,088	7	(44)	(21)	(23)	0
<i>of which: Large corporate clients</i>	13,444	11,792	1,292	359	(179)	(37)	(29)	(113)
<i>of which: SME clients</i>	12,482	10,776	1,293	413	(256)	(32)	(21)	(203)
<i>of which: Lombard</i>	124,511	124,469	0	42	(26)	(9)	0	(17)
<i>of which: Credit cards</i>	1,939	1,502	403	34	(39)	(8)	(11)	(21)
<i>of which: Commodity trade finance</i>	2,193	2,179	0	15	(110)	(7)	0	(104)
Other financial assets measured at amortized cost	52,180	51,650	377	153	(84)	(16)	(7)	(62)
<i>of which: Loans to financial advisors</i>	2,588	2,287	174	126	(55)	(6)	(2)	(47)
<b>Total financial assets measured at amortized cost</b>	<b>727,642</b>	<b>707,974</b>	<b>17,770</b>	<b>1,898</b>	<b>(961)</b>	<b>(205)</b>	<b>(190)</b>	<b>(566)</b>
Financial assets measured at fair value through other comprehensive income	2,217	2,217	0	0	0	0	0	0
<b>Total on-balance sheet financial assets in scope of ECL requirements</b>	<b>729,859</b>	<b>710,191</b>	<b>17,770</b>	<b>1,898</b>	<b>(961)</b>	<b>(205)</b>	<b>(190)</b>	<b>(566)</b>
Off-balance sheet (in scope of ECL)	Total exposure				ECL provisions			
	Total	Stage 1	Stage 2	Stage 3	Total	Stage 1	Stage 2	Stage 3
Guarantees	23,469	22,430	921	118	(37)	(12)	(7)	(17)
<i>of which: Large corporate clients</i>	3,367	2,598	690	79	(5)	(2)	(2)	0
<i>of which: SME clients</i>	1,423	1,218	167	38	(11)	(1)	(1)	(9)
<i>of which: Financial intermediaries and hedge funds</i>	12,874	12,859	15	0	(11)	(8)	(3)	0
<i>of which: Lombard</i>	3,019	3,019	0	1	(1)	0	0	(1)
<i>of which: Commodity trade finance</i>	2,008	2,008	0	0	(1)	(1)	0	0
Irrevocable loan commitments	40,074	37,920	2,076	78	(93)	(54)	(38)	(2)
<i>of which: Large corporate clients</i>	23,220	21,436	1,731	52	(76)	(44)	(31)	(2)
Forward starting reverse repurchase and securities borrowing agreements	4,972	4,972	0	0	0	0	0	0
Unconditionally revocable loan commitments	44,716	42,915	1,739	63	(43)	(34)	(9)	0
<i>of which: Real estate financing</i>	8,929	8,671	258	0	(6)	(6)	0	0
<i>of which: Large corporate clients</i>	4,566	4,401	158	7	(6)	(3)	(3)	0
<i>of which: SME clients</i>	4,963	4,743	179	40	(19)	(16)	(3)	0
<i>of which: Lombard</i>	8,671	8,670	0	1	0	0	0	0
<i>of which: Credit cards</i>	9,762	9,274	484	4	(7)	(6)	(2)	0
<i>of which: Commodity trade finance</i>	534	534	0	0	0	0	0	0
Irrevocable committed prolongation of existing loans	3,811	3,802	7	2	(3)	(2)	0	0
<b>Total off-balance sheet financial instruments and other credit lines</b>	<b>117,043</b>	<b>112,039</b>	<b>4,743</b>	<b>261</b>	<b>(175)</b>	<b>(102)</b>	<b>(54)</b>	<b>(19)</b>
<b>Total allowances and provisions</b>					<b>(1,136)</b>	<b>(307)</b>	<b>(244)</b>	<b>(585)</b>

<sup>1</sup> The carrying amount of financial assets measured at amortized cost represents the total gross exposure net of the respective ECL allowances. <sup>2</sup> Includes USD 7.8bn against Credit Suisse AG.



## Note 7 Expected credit loss measurement (continued)

USD m	31.3.23							
	Carrying amount <sup>1</sup>				ECL allowances			
	Total	Stage 1	Stage 2	Stage 3	Total	Stage 1	Stage 2	Stage 3
<b>Financial instruments measured at amortized cost</b>								
Cash and balances at central banks	144,183	144,144	39	0	(12)	0	(12)	0
Loans and advances to banks	14,773	14,728	45	0	(6)	(5)	0	0
Receivables from securities financing transactions	60,010	60,010	0	0	(2)	(2)	0	0
Cash collateral receivables on derivative instruments	32,726	32,726	0	0	0	0	0	0
Loans and advances to customers	395,429	377,266	16,573	1,591	(804)	(152)	(180)	(472)
<i>of which: Private clients with mortgages</i>	159,409	149,701	8,999	709	(171)	(43)	(103)	(25)
<i>of which: Real estate financing</i>	48,672	45,159	3,504	8	(42)	(18)	(24)	0
<i>of which: Large corporate clients</i>	12,943	11,216	1,408	320	(139)	(20)	(16)	(102)
<i>of which: SME clients</i>	13,610	11,781	1,437	392	(243)	(29)	(25)	(189)
<i>of which: Lombard</i>	128,960	128,903	0	57	(26)	(9)	0	(17)
<i>of which: Credit cards</i>	1,831	1,418	381	32	(37)	(8)	(10)	(20)
<i>of which: Commodity trade finance</i>	3,053	3,022	20	10	(96)	(5)	0	(91)
Other financial assets measured at amortized cost	49,289	48,771	372	146	(84)	(17)	(6)	(61)
<i>of which: Loans to financial advisors</i>	2,571	2,323	121	127	(54)	(6)	(2)	(46)
<b>Total financial assets measured at amortized cost</b>	<b>696,411</b>	<b>677,646</b>	<b>17,028</b>	<b>1,737</b>	<b>(908)</b>	<b>(176)</b>	<b>(198)</b>	<b>(534)</b>
<b>Financial assets measured at fair value through other comprehensive income</b>	<b>2,241</b>	<b>2,241</b>	<b>0</b>	<b>0</b>	<b>0</b>	<b>0</b>	<b>0</b>	<b>0</b>
<b>Total on-balance sheet financial assets in scope of ECL requirements</b>	<b>698,652</b>	<b>679,887</b>	<b>17,028</b>	<b>1,737</b>	<b>(908)</b>	<b>(176)</b>	<b>(198)</b>	<b>(534)</b>
	Total exposure				ECL provisions			
<b>Off-balance sheet (in scope of ECL)</b>	Total	Stage 1	Stage 2	Stage 3	Total	Stage 1	Stage 2	Stage 3
Guarantees	22,670	21,670	887	113	(54)	(13)	(8)	(33)
<i>of which: Large corporate clients</i>	3,476	2,733	668	75	(19)	(2)	(3)	(14)
<i>of which: SME clients</i>	1,368	1,197	133	38	(11)	(1)	(1)	(9)
<i>of which: Financial intermediaries and hedge funds</i>	13,076	13,037	38	0	(11)	(8)	(4)	0
<i>of which: Lombard</i>	2,171	2,170	0	1	(1)	0	0	(1)
<i>of which: Commodity trade finance</i>	1,815	1,815	0	0	(1)	(1)	0	0
Irrevocable loan commitments	39,775	37,261	2,400	114	(113)	(57)	(56)	0
<i>of which: Large corporate clients</i>	23,294	21,263	1,948	83	(95)	(47)	(49)	0
Forward starting reverse repurchase and securities borrowing agreements	4,748	4,748	0	0	0	0	0	0
Unconditionally revocable loan commitments	41,970	40,206	1,724	40	(44)	(36)	(8)	0
<i>of which: Real estate financing</i>	8,226	8,037	188	0	(6)	(6)	0	0
<i>of which: Large corporate clients</i>	4,496	4,284	205	7	(5)	(3)	(2)	0
<i>of which: SME clients</i>	4,898	4,656	214	28	(21)	(18)	(3)	0
<i>of which: Lombard</i>	8,166	8,165	0	1	0	0	0	0
<i>of which: Credit cards</i>	9,567	9,078	486	3	(7)	(5)	(2)	0
<i>of which: Commodity trade finance</i>	370	370	0	0	0	0	0	0
Irrevocable committed prolongation of existing loans	4,161	4,126	33	2	(3)	(3)	0	0
<b>Total off-balance sheet financial instruments and other credit lines</b>	<b>113,323</b>	<b>108,010</b>	<b>5,044</b>	<b>269</b>	<b>(214)</b>	<b>(108)</b>	<b>(72)</b>	<b>(33)</b>
<b>Total allowances and provisions</b>					<b>(1,121)</b>	<b>(284)</b>	<b>(271)</b>	<b>(567)</b>

<sup>1</sup> The carrying amount of financial assets measured at amortized cost represents the total gross exposure net of the respective ECL allowances.



## Note 7 Expected credit loss measurement (continued)

USD m	31.12.22							
	Carrying amount <sup>1</sup>				ECL allowances			
	Total	Stage 1	Stage 2	Stage 3	Total	Stage 1	Stage 2	Stage 3
<b>Financial instruments measured at amortized cost</b>								
Cash and balances at central banks	169,445	169,402	44	0	(12)	0	(12)	0
Loans and advances to banks	14,671	14,670	1	0	(6)	(5)	(1)	0
Receivables from securities financing transactions	67,814	67,814	0	0	(2)	(2)	0	0
Cash collateral receivables on derivative instruments	35,033	35,033	0	0	0	0	0	0
Loans and advances to customers	390,027	372,903	15,587	1,538	(783)	(129)	(180)	(474)
<i>of which: Private clients with mortgages</i>	156,930	147,651	8,579	699	(161)	(27)	(107)	(28)
<i>of which: Real estate financing</i>	46,470	43,112	3,349	9	(41)	(17)	(23)	0
<i>of which: Large corporate clients</i>	12,226	10,733	1,189	303	(130)	(24)	(14)	(92)
<i>of which: SME clients</i>	13,903	12,211	1,342	351	(251)	(26)	(22)	(203)
<i>of which: Lombard</i>	132,287	132,196	0	91	(26)	(9)	0	(17)
<i>of which: Credit cards</i>	1,834	1,420	382	31	(36)	(7)	(10)	(19)
<i>of which: Commodity trade finance</i>	3,272	3,261	0	11	(96)	(6)	0	(90)
Other financial assets measured at amortized cost <sup>2</sup>	53,389	52,829	413	147	(86)	(17)	(6)	(63)
<i>of which: Loans to financial advisors</i>	2,611	2,357	128	126	(59)	(7)	(2)	(51)
<b>Total financial assets measured at amortized cost</b>	<b>730,379</b>	<b>712,651</b>	<b>16,044</b>	<b>1,685</b>	<b>(890)</b>	<b>(154)</b>	<b>(199)</b>	<b>(537)</b>
<b>Financial assets measured at fair value through other comprehensive income<sup>2</sup></b>	<b>2,239</b>	<b>2,239</b>	<b>0</b>	<b>0</b>	<b>0</b>	<b>0</b>	<b>0</b>	<b>0</b>
<b>Total on-balance sheet financial assets in scope of ECL requirements</b>	<b>732,618</b>	<b>714,889</b>	<b>16,044</b>	<b>1,685</b>	<b>(890)</b>	<b>(154)</b>	<b>(199)</b>	<b>(537)</b>
	Total exposure				ECL provisions			
<b>Off-balance sheet (in scope of ECL)</b>	Total	Stage 1	Stage 2	Stage 3	Total	Stage 1	Stage 2	Stage 3
Guarantees	22,167	19,805	2,254	108	(48)	(13)	(9)	(26)
<i>of which: Large corporate clients</i>	3,663	2,883	721	58	(26)	(2)	(3)	(21)
<i>of which: SME clients</i>	1,337	1,124	164	49	(5)	(1)	(1)	(3)
<i>of which: Financial intermediaries and hedge funds</i>	11,833	10,513	1,320	0	(12)	(8)	(4)	0
<i>of which: Lombard</i>	2,376	2,376	0	1	(1)	0	0	(1)
<i>of which: Commodity trade finance</i>	2,121	2,121	0	0	(1)	(1)	0	0
Irrevocable loan commitments	39,996	37,531	2,341	124	(111)	(59)	(52)	0
<i>of which: Large corporate clients</i>	23,611	21,488	2,024	99	(93)	(49)	(45)	0
Forward starting reverse repurchase and securities borrowing agreements	3,801	3,801	0	0	0	0	0	0
Unconditionally revocable loan commitments	43,677	41,809	1,833	36	(40)	(32)	(8)	0
<i>of which: Real estate financing</i>	8,711	8,528	183	0	(6)	(6)	0	0
<i>of which: Large corporate clients</i>	4,578	4,304	268	5	(4)	(1)	(2)	0
<i>of which: SME clients</i>	4,723	4,442	256	26	(19)	(16)	(3)	0
<i>of which: Lombard</i>	7,855	7,854	0	1	0	0	0	0
<i>of which: Credit cards</i>	9,390	8,900	487	3	(7)	(5)	(2)	0
<i>of which: Commodity trade finance</i>	327	327	0	0	0	0	0	0
Irrevocable committed prolongation of existing loans	4,696	4,600	94	2	(2)	(2)	0	0
<b>Total off-balance sheet financial instruments and other credit lines</b>	<b>114,337</b>	<b>107,545</b>	<b>6,522</b>	<b>270</b>	<b>(201)</b>	<b>(106)</b>	<b>(69)</b>	<b>(26)</b>
<b>Total allowances and provisions</b>					<b>(1,091)</b>	<b>(260)</b>	<b>(267)</b>	<b>(564)</b>

<sup>1</sup> The carrying amount of financial assets measured at amortized cost represents the total gross exposure net of the respective ECL allowances. <sup>2</sup> Effective 1 April 2022, a portfolio of assets previously classified as Financial assets measured at fair value through other comprehensive income was reclassified to Other financial assets measured at amortized cost. Refer to Note 10a for more information.

## Note 7 Expected credit loss measurement (continued)

The table below provides information about the ECL gross exposure and the ECL coverage ratio for UBS AG's core loan portfolios (i.e., *Loans and advances to customers* and *Loans to financial advisors*) and relevant off-balance sheet exposures. *Cash and balances at central banks, Loans and advances to banks, Receivables from securities financing transactions, Cash collateral receivables on derivative instruments* and *Financial assets measured at fair value through other comprehensive income* are not included in the table below, due to their lower sensitivity to ECL.

ECL coverage ratios are calculated by dividing ECL allowances and provisions by the gross carrying amount of the related exposures.

Coverage ratios for core loan portfolio		Gross carrying amount (USD m)				ECL coverage (bps)				
		Total	Stage 1	Stage 2	Stage 3	Total	Stage 1	Stage 2	Stage 1&2	Stage 3
<b>On-balance sheet</b>										
Private clients with mortgages	163,714	153,488	9,445	781	9	3	92	8	298	
Real estate financing	50,098	45,980	4,111	7	9	5	55	9	26	
Total real estate lending	213,812	199,468	13,556	788	9	3	80	8	296	
Large corporate clients	13,622	11,829	1,320	472	131	31	217	50	2,391	
SME clients	12,737	10,808	1,313	616	201	29	157	43	3,298	
Total corporate lending	26,360	22,637	2,634	1,089	165	30	187	47	2,904	
Lombard	124,537	124,478	0	59	2	1	0	1	2,873	
Credit cards	1,978	1,510	413	55	199	53	255	97	3,821	
Commodity trade finance	2,304	2,185	0	118	479	30	351	30	8,770	
Other loans and advances to customers	29,466	28,550	773	142	17	9	47	10	1,642	
Loans to financial advisors	2,643	2,293	177	173	208	24	140	33	2,707	
Total other lending	160,927	159,017	1,363	547	18	3	122	4	3,872	
<b>Total<sup>1</sup></b>	<b>401,098</b>	<b>381,122</b>	<b>17,553</b>	<b>2,423</b>	<b>23</b>	<b>5</b>	<b>100</b>	<b>9</b>	<b>2,275</b>	
<b>Off-balance sheet</b>										
	Gross exposure (USD m)				ECL coverage (bps)					
	Total	Stage 1	Stage 2	Stage 3	Total	Stage 1	Stage 2	Stage 1&2	Stage 3	
Private clients with mortgages	6,406	6,072	324	11	6	5	22	6	60	
Real estate financing	9,757	9,477	280	0	6	8	0	6	0	
Total real estate lending	16,163	15,549	603	11	6	7	0	6	60	
Large corporate clients	31,238	28,520	2,580	138	28	17	141	28	132	
SME clients	7,309	6,814	400	95	53	28	257	41	994	
Total corporate lending	38,547	35,334	2,980	233	33	19	156	30	482	
Lombard	13,912	13,910	0	1	1	1	0	1	0	
Credit cards	9,762	9,274	484	4	7	6	37	8	0	
Commodity trade finance	2,555	2,555	0	0	2	2	0	2	0	
Financial intermediaries and hedge funds	18,519	18,139	380	0	7	5	90	7	0	
Other off-balance sheet commitments	12,613	12,306	296	11	14	6	95	8	0	
Total other lending	57,361	56,184	1,160	17	7	4	69	5	0	
<b>Total<sup>2</sup></b>	<b>112,071</b>	<b>107,067</b>	<b>4,743</b>	<b>261</b>	<b>16</b>	<b>10</b>	<b>114</b>	<b>14</b>	<b>737</b>	
<b>Total on- and off-balance sheet<sup>3</sup></b>	<b>513,169</b>	<b>488,189</b>	<b>22,296</b>	<b>2,684</b>	<b>21</b>	<b>6</b>	<b>103</b>	<b>10</b>	<b>2,125</b>	

<sup>1</sup> Includes Loans and advances to customers and Loans to financial advisors which are presented on the balance sheet line Other assets measured at amortized cost. <sup>2</sup> Excludes Forward starting reverse repurchase and securities borrowing agreements. <sup>3</sup> Includes on-balance sheet exposure, gross and off-balance sheet exposure (notional) and the related ECL coverage ratio (bps).

## Note 7 Expected credit loss measurement (continued)

Coverage ratios for core loan portfolio					31.3.23				
On-balance sheet	Gross carrying amount (USD m)				ECL coverage (bps)				
	Total	Stage 1	Stage 2	Stage 3	Total	Stage 1	Stage 2	Stage 1&2	Stage 3
Private clients with mortgages	159,580	149,744	9,102	734	11	3	113	9	344
Real estate financing	48,714	45,177	3,529	8	9	4	69	9	22
Total real estate lending	208,294	194,921	12,631	742	10	3	101	9	341
Large corporate clients	13,082	11,236	1,424	422	106	18	115	29	2,424
SME clients	13,853	11,811	1,461	581	175	25	168	41	3,253
Total corporate lending	26,936	23,047	2,886	1,003	142	22	142	35	2,904
Lombard	128,985	128,912	0	74	2	1	0	1	2,286
Credit cards	1,868	1,426	391	52	201	56	255	99	3,793
Commodity trade finance	3,149	3,028	20	101	305	18	11	17	9,001
Other loans and advances to customers	27,002	26,085	825	92	18	7	24	8	3,117
Loans to financial advisors	2,626	2,329	123	174	206	26	145	32	2,659
Total other lending	163,630	161,778	1,360	492	16	3	101	4	4,109
<b>Total<sup>1</sup></b>	<b>398,859</b>	<b>379,746</b>	<b>16,876</b>	<b>2,237</b>	<b>22</b>	<b>4</b>	<b>108</b>	<b>9</b>	<b>2,319</b>

Off-balance sheet	Gross exposure (USD m)				ECL coverage (bps)				
	Total	Stage 1	Stage 2	Stage 3	Total	Stage 1	Stage 2	Stage 1&2	Stage 3
Private clients with mortgages	6,377	6,163	212	3	6	5	28	6	340
Real estate financing	9,298	9,101	197	0	7	8	0	7	0
Total real estate lending	15,675	15,263	409	3	6	7	0	6	340
Large corporate clients	31,375	28,390	2,821	165	38	18	190	34	830
SME clients	7,674	7,124	470	80	55	30	245	44	1,114
Total corporate lending	39,049	35,514	3,290	245	41	21	198	36	923
Lombard	12,456	12,455	0	1	1	1	0	1	0
Credit cards	9,567	9,078	486	3	8	6	36	8	0
Commodity trade finance	2,187	2,187	0	0	4	4	0	4	0
Financial intermediaries and hedge funds	18,159	17,680	479	0	7	5	80	7	0
Other off-balance sheet commitments	11,483	11,086	380	17	18	7	66	9	0
Total other lending	53,852	52,485	1,345	22	8	5	60	6	0
<b>Total<sup>2</sup></b>	<b>108,576</b>	<b>103,263</b>	<b>5,044</b>	<b>269</b>	<b>20</b>	<b>10</b>	<b>143</b>	<b>17</b>	<b>1,232</b>
<b>Total on- and off-balance sheet<sup>3</sup></b>	<b>507,435</b>	<b>483,009</b>	<b>21,920</b>	<b>2,506</b>	<b>21</b>	<b>6</b>	<b>116</b>	<b>10</b>	<b>2,202</b>

<sup>1</sup> Includes Loans and advances to customers and Loans to financial advisors which are presented on the balance sheet line Other assets measured at amortized cost. <sup>2</sup> Excludes Forward starting reverse repurchase and securities borrowing agreements. <sup>3</sup> Includes on-balance sheet exposure, gross and off-balance sheet exposure (notional) and the related ECL coverage ratio (bps).

Coverage ratios for core loan portfolio					31.12.22				
On-balance sheet	Gross carrying amount (USD m)				ECL coverage (bps)				
	Total	Stage 1	Stage 2	Stage 3	Total	Stage 1	Stage 2	Stage 1&2	Stage 3
Private clients with mortgages	157,091	147,678	8,686	727	10	2	123	9	381
Real estate financing	46,511	43,129	3,372	9	9	4	70	9	232
Total real estate lending	203,602	190,807	12,059	736	10	2	108	9	379
Large corporate clients	12,356	10,757	1,204	395	105	22	120	32	2,325
SME clients	14,154	12,237	1,364	553	177	22	161	36	3,664
Total corporate lending	26,510	22,994	2,567	949	144	22	142	34	3,106
Lombard	132,313	132,205	0	108	2	1	0	1	1,580
Credit cards	1,869	1,427	393	50	190	46	256	91	3,779
Commodity trade finance	3,367	3,266	0	101	285	18	0	18	8,901
Other loans and advances to customers	23,149	22,333	748	68	18	6	38	7	3,769
Loans to financial advisors	2,670	2,364	130	176	221	28	124	33	2,870
Total other lending	163,368	161,595	1,270	503	16	3	114	3	4,016
<b>Total<sup>1</sup></b>	<b>393,480</b>	<b>375,396</b>	<b>15,896</b>	<b>2,188</b>	<b>21</b>	<b>4</b>	<b>114</b>	<b>8</b>	<b>2,398</b>

Off-balance sheet	Gross exposure (USD m)				ECL coverage (bps)				
	Total	Stage 1	Stage 2	Stage 3	Total	Stage 1	Stage 2	Stage 1&2	Stage 3
Private clients with mortgages	6,535	6,296	236	3	5	4	18	4	1,183
Real estate financing	10,054	9,779	275	0	6	7	0	6	0
Total real estate lending	16,589	16,075	511	3	6	6	2	6	1,288
Large corporate clients	32,126	28,950	3,013	163	38	18	165	32	1,263
SME clients	7,122	6,525	499	98	47	30	214	43	304
Total corporate lending	39,247	35,475	3,513	260	40	20	172	34	903
Lombard	12,919	12,918	0	1	2	1	0	1	0
Credit cards	9,390	8,900	487	3	7	5	36	7	0
Commodity trade finance	2,459	2,459	0	0	3	3	0	3	0
Financial intermediaries and hedge funds	18,128	16,464	1,664	0	7	6	25	7	0
Other off-balance sheet commitments	11,803	11,454	346	3	11	8	68	9	0
Total other lending	54,700	52,195	2,498	7	6	5	33	6	0
<b>Total<sup>2</sup></b>	<b>110,537</b>	<b>103,745</b>	<b>6,522</b>	<b>270</b>	<b>18</b>	<b>10</b>	<b>106</b>	<b>16</b>	<b>980</b>
<b>Total on- and off-balance sheet<sup>3</sup></b>	<b>504,016</b>	<b>479,140</b>	<b>22,418</b>	<b>2,458</b>	<b>21</b>	<b>5</b>	<b>112</b>	<b>10</b>	<b>2,242</b>

<sup>1</sup> Includes Loans and advances to customers and Loans to financial advisors which are presented on the balance sheet line Other assets measured at amortized cost. <sup>2</sup> Excludes Forward starting reverse repurchase and securities borrowing agreements. <sup>3</sup> Includes on-balance sheet exposure, gross and off-balance sheet exposure (notional) and the related ECL coverage ratio (bps).

## Note 8 Fair value measurement

### a) Fair value hierarchy

The fair value hierarchy classification of financial and non-financial assets and liabilities measured at fair value is summarized in the table below.

During the first six months of 2023, assets and liabilities that were transferred from Level 2 to Level 1, or from Level 1 to Level 2, and were held for the entire reporting period were not material.

#### Determination of fair values from quoted market prices or valuation techniques<sup>1</sup>

USD m	30.6.23				31.3.23				31.12.22			
	Level 1	Level 2	Level 3	Total	Level 1	Level 2	Level 3	Total	Level 1	Level 2	Level 3	Total
<b>Financial assets measured at fair value on a recurring basis</b>												
Financial assets at fair value held for trading	104,834	13,871	1,527	120,232	104,793	12,118	1,099	118,009	96,263	10,284	1,488	108,034
of which: Equity instruments	90,318	453	130	90,901	87,722	295	177	88,193	83,095	789	126	84,010
of which: Government bills / bonds	7,500	2,119	12	9,631	8,902	1,534	23	10,460	5,496	950	18	6,464
of which: Investment fund units	6,123	726	10	6,859	7,187	536	10	7,733	6,673	596	61	7,330
of which: Corporate and municipal bonds	889	9,531	438	10,859	977	7,702	442	9,121	976	6,509	541	8,026
of which: Loans	0	941	821	1,763	0	1,812	329	2,141	0	1,179	628	1,807
of which: Asset-backed securities	4	101	115	220	4	239	118	360	22	261	114	397
Derivative financial instruments	1,042	121,686	1,318	124,046	879	112,066	1,309	114,253	769	147,876	1,464	150,109
of which: Foreign exchange	551	58,332	5	58,889	515	51,733	3	52,251	575	84,882	2	85,459
of which: Interest rate	0	38,982	492	39,474	0	36,339	398	36,737	0	39,345	460	39,805
of which: Equity / index	0	21,944	433	22,378	1	21,180	578	21,759	1	21,542	653	22,195
of which: Credit	0	1,001	361	1,362	0	944	309	1,253	0	719	318	1,038
of which: Commodities	0	1,371	24	1,394	0	1,780	20	1,800	0	1,334	30	1,365
Brokerage receivables	0	21,218	0	21,218	0	21,025	0	21,025	0	17,576	0	17,576
Financial assets at fair value not held for trading	31,296	28,577	3,841	63,714	32,279	30,398	3,834	66,511	26,572	29,110	3,725	59,408
of which: Financial assets for unit-linked investment contracts	14,740	164	0	14,904	14,004	97	0	14,101	13,071	1	0	13,072
of which: Corporate and municipal bonds	61	11,730	236	12,026	86	13,601	241	13,928	35	14,101	230	14,366
of which: Government bills / bonds	16,144	3,976	0	20,120	17,824	3,140	0	20,965	13,103	3,638	0	16,741
of which: Loans	0	3,766	819	4,585	0	3,706	810	4,516	0	3,602	736	4,337
of which: Securities financing transactions	0	8,751	105	8,856	0	9,670	108	9,779	0	7,590	114	7,704
of which: Auction rate securities	0	0	1,321	1,321	0	0	1,321	1,321	0	0	1,326	1,326
of which: Investment fund units	321	190	210	720	295	183	288	766	307	178	190	675
of which: Equity instruments	29	0	990	1,020	70	0	879	949	57	0	792	849
<b>Financial assets measured at fair value through other comprehensive income on a recurring basis</b>												
Financial assets measured at fair value through other comprehensive income	65	2,152	0	2,217	60	2,181	0	2,241	57	2,182	0	2,239
of which: Commercial paper and certificates of deposit	0	1,926	0	1,926	0	1,921	0	1,921	0	1,878	0	1,878
of which: Corporate and municipal bonds	65	217	0	282	60	233	0	293	57	278	0	335
<b>Non-financial assets measured at fair value on a recurring basis</b>												
Precious metals and other physical commodities	4,426	0	0	4,426	4,506	0	0	4,506	4,471	0	0	4,471
<b>Non-financial assets measured at fair value on a non-recurring basis</b>												
Other non-financial assets <sup>2</sup>	0	0	16	16	0	0	18	18	0	0	21	21
<b>Total assets measured at fair value</b>	<b>141,663</b>	<b>187,505</b>	<b>6,701</b>	<b>335,870</b>	<b>142,516</b>	<b>177,787</b>	<b>6,260</b>	<b>326,563</b>	<b>128,132</b>	<b>207,028</b>	<b>6,698</b>	<b>341,858</b>

## Note 8 Fair value measurement (continued)

### Determination of fair values from quoted market prices or valuation techniques (continued)<sup>1</sup>

USD m	30.6.23				31.3.23				31.12.22			
	Level 1	Level 2	Level 3	Total	Level 1	Level 2	Level 3	Total	Level 1	Level 2	Level 3	Total
<b>Financial liabilities measured at fair value on a recurring basis</b>												
Financial liabilities at fair value held for trading	29,147	6,330	139	35,616	28,332	5,941	101	34,374	23,578	5,823	114	29,515
of which: Equity instruments	20,572	303	73	20,947	19,411	370	58	19,839	16,521	352	78	16,951
of which: Corporate and municipal bonds	31	5,217	61	5,308	33	4,610	38	4,681	36	4,643	27	4,707
of which: Government bills / bonds	7,487	737	0	8,224	7,919	728	0	8,647	5,880	706	1	6,587
of which: Investment fund units	1,057	45	3	1,106	969	204	3	1,176	1,141	84	3	1,229
Derivative financial instruments	974	124,250	2,144	127,367	967	113,051	2,095	116,113	640	152,582	1,684	154,906
of which: Foreign exchange	565	59,112	40	59,718	529	52,706	33	53,267	587	87,897	24	88,508
of which: Interest rate	0	37,861	133	37,994	0	34,317	360	34,677	0	37,429	116	37,545
of which: Equity / index	0	24,398	1,665	26,064	1	23,207	1,365	24,573	0	24,963	1,184	26,148
of which: Credit	0	1,267	260	1,527	0	1,057	286	1,343	0	920	279	1,199
of which: Commodities	0	1,511	30	1,541	0	1,592	33	1,625	0	1,309	52	1,361
<b>Financial liabilities designated at fair value on a recurring basis</b>												
Brokerage payables designated at fair value	0	43,357	0	43,357	0	43,911	0	43,911	0	45,085	0	45,085
Debt issued designated at fair value	0	68,909	9,832	78,741	0	65,845	9,130	74,974	0	62,603	9,240	71,842
Other financial liabilities designated at fair value	0	29,204	2,221	31,425	0	26,083	1,935	28,018	0	30,055	1,978	32,033
of which: Financial liabilities related to unit-linked investment contracts	0	15,055	0	15,055	0	14,243	0	14,243	0	13,221	0	13,221
of which: Securities financing transactions	0	11,344	0	11,344	0	9,707	0	9,707	0	15,333	0	15,333
of which: Funding from UBS Group AG	0	979	1,320	2,299	0	903	1,356	2,259	0	508	1,287	1,796
of which: Over-the-counter debt instruments and others	0	1,826	901	2,727	0	1,230	579	1,809	0	993	691	1,684
<b>Total liabilities measured at fair value</b>	<b>30,121</b>	<b>272,049</b>	<b>14,336</b>	<b>316,506</b>	<b>29,299</b>	<b>254,831</b>	<b>13,260</b>	<b>297,391</b>	<b>24,219</b>	<b>296,148</b>	<b>13,015</b>	<b>333,382</b>

<sup>1</sup> Bifurcated embedded derivatives are presented on the same balance sheet lines as their host contracts and are not included in this table. The fair value of these derivatives was not material for the periods presented.

<sup>2</sup> Other non-financial assets primarily consist of properties and other non-current assets held for sale, which are measured at the lower of their net carrying amount or fair value less costs to sell.

## b) Valuation adjustments

The table below summarizes the changes in deferred day-1 profit or loss reserves during the relevant period.

Deferred day-1 profit or loss is generally released into *Other net income from financial instruments measured at fair value through profit or loss* when the pricing of equivalent products or the underlying parameters become observable or when the transaction is closed out.

### Deferred day-1 profit or loss reserves

USD m	For the quarter ended			Year-to-date	
	30.6.23	31.3.23	30.6.22	30.6.23	30.6.22
Reserve balance at the beginning of the period	399	422	425	422	418
Profit / (loss) deferred on new transactions	71	91	86	162	161
(Profit) / loss recognized in the income statement	(75)	(113)	(58)	(188)	(127)
Foreign currency translation	(1)	0	(1)	(1)	(1)
<b>Reserve balance at the end of the period</b>	<b>396</b>	<b>399</b>	<b>451</b>	<b>396</b>	<b>451</b>

The table below summarizes other valuation adjustment reserves recognized on the balance sheet.

### Other valuation adjustment reserves on the balance sheet

USD m	As of		
	30.6.23	31.3.23	31.12.22
<b>Own credit adjustments on financial liabilities designated at fair value</b>	<b>405</b>	<b>624</b>	<b>556</b>
of which: debt issued designated at fair value	115	276	289
of which: other financial liabilities designated at fair value	290	347	266
Credit valuation adjustments <sup>1</sup>	(34)	(33)	(33)
Funding valuation adjustments	(102)	(108)	(50)
Debit valuation adjustments	4	6	4
<b>Other valuation adjustments</b>	<b>(726)</b>	<b>(801)</b>	<b>(839)</b>
of which: liquidity	(275)	(299)	(311)
of which: model uncertainty	(451)	(502)	(529)

<sup>1</sup> Amount does not include reserves against defaulted counterparties.

## Note 8 Fair value measurement (continued)

### c) Level 3 instruments: valuation techniques and inputs

The table below presents material Level 3 assets and liabilities, together with the valuation techniques used to measure fair value, as well as the inputs used in a given valuation technique that are considered significant as of 30 June 2023 and unobservable, and a range of values for those unobservable inputs.

The range of values represents the highest- and lowest-level inputs used in the valuation techniques. Therefore, the range does not reflect the level of uncertainty regarding a particular input or an assessment of the reasonableness of UBS AG's estimates and assumptions, but rather the different underlying characteristics of the relevant assets and liabilities held by UBS AG.

The significant unobservable inputs disclosed in the table below are consistent with those included in "Note 20 Fair value measurement" in the "Consolidated financial statements" section of the Annual Report 2022.

#### Valuation techniques and inputs used in the fair value measurement of Level 3 assets and liabilities

USD bn	Fair value				Valuation technique(s)	Significant unobservable input(s) <sup>1</sup>	Range of inputs						unit <sup>1</sup>
	Assets		Liabilities				30.6.23			31.12.22			
	30.6.23	31.12.22	30.6.23	31.12.22			low	high	weighted average <sup>2</sup>	low	high	weighted average <sup>2</sup>	
<b>Financial assets and liabilities at fair value held for trading and Financial assets at fair value not held for trading</b>													
<i>Corporate and municipal bonds</i>	0.7	0.8	0.1	0.0	Relative value to market comparable	Bond price equivalent	4	99	73	14	112	85	points
					Discounted expected cash flows	Discount margin	391	391		412	412		basis points
<i>Traded loans, loans measured at fair value, loan commitments and guarantees</i>	1.8	1.7	0.0	0.0	Relative value to market comparable	Loan price equivalent	34	100	98	30	100	97	points
					Discounted expected cash flows	Credit spread	200	275	249	200	200	200	basis points
					Market comparable and securitization model	Credit spread	165	1,544	349	145	1,350	322	basis points
<i>Auction rate securities</i>	1.3	1.3			Discounted expected cash flows	Credit spread	115	209	156	115	196	144	basis points
<i>Investment fund units<sup>3</sup></i>	0.2	0.3	0.0	0.0	Relative value to market comparable	Net asset value							
<i>Equity instruments<sup>3</sup></i>	1.1	0.9	0.1	0.1	Relative value to market comparable	Price							
<b>Debt issued designated at fair value<sup>4</sup></b>			9.8	9.2									
<b>Other financial liabilities designated at fair value</b>			2.2	2.0	Discounted expected cash flows	Funding spread	25	175		23	175		basis points
<b>Derivative financial instruments</b>													
<i>Interest rate</i>	0.5	0.5	0.1	0.1	Option model	Volatility of interest rates	69	129		75	143		basis points
<i>Credit</i>	0.4	0.3	0.3	0.3	Discounted expected cash flows	Credit spreads	9	538		9	565		basis points
						Bond price equivalent	3	281		3	277		points
<i>Equity / index</i>	0.4	0.7	1.7	1.2	Option model	Equity dividend yields	0	9		0	20		%
						Volatility of equity stocks, equity and other indices	4	138		4	120		%
						Equity-to-FX correlation	(40)	84		(29)	84		%
						Equity-to-equity correlation	(25)	99		(25)	100		%

<sup>1</sup> The ranges of significant unobservable inputs are represented in points, percentages and basis points. Points are a percentage of par (e.g., 100 points would be 100% of par). <sup>2</sup> Weighted averages are provided for most non-derivative financial instruments and were calculated by weighting inputs based on the fair values of the respective instruments. Weighted averages are not provided for inputs related to Other financial liabilities designated at fair value and Derivative financial instruments, as this would not be meaningful. <sup>3</sup> The range of inputs is not disclosed, as there is a dispersion of values given the diverse nature of the investments. <sup>4</sup> Debt issued designated at fair value primarily consists of UBS AG structured notes, which include variable maturity notes with various equity and foreign exchange underlying risks, as well as rates-linked and credit-linked notes, all of which have embedded derivative parameters that are considered to be unobservable. The equivalent derivative instrument parameters are presented in the respective derivative financial instruments lines in this table.

## Note 8 Fair value measurement (continued)

### d) Level 3 instruments: sensitivity to changes in unobservable input assumptions

The table below summarizes those financial assets and liabilities classified as Level 3 for which a change in one or more of the unobservable inputs to reflect reasonably possible alternative assumptions would change fair value significantly, and the estimated effect thereof.

The sensitivity data shown below presents an estimation of valuation uncertainty based on reasonably possible alternative values for Level 3 inputs at the balance sheet date and does not represent the estimated effect of stress scenarios. Typically, these financial assets and liabilities are sensitive to a combination of inputs from Levels 1–3. Although well-defined interdependencies may exist between Level 1 / 2 parameters and Level 3 parameters (e.g., between interest rates, which are generally Level 1 or Level 2, and prepayments, which are generally Level 3), these have not been incorporated in the table. Furthermore, direct interrelationships between the Level 3 parameters are not a significant element of the valuation uncertainty.

#### Sensitivity of fair value measurements to changes in unobservable input assumptions<sup>1</sup>

USD m	30.6.23		31.3.23		31.12.22	
	Favorable changes	Unfavorable changes	Favorable changes	Unfavorable changes	Favorable changes	Unfavorable changes
Traded loans, loans measured at fair value, loan commitments and guarantees	12	(6)	12	(13)	19	(12)
Securities financing transactions	27	(18)	27	(29)	33	(37)
Auction rate securities	44	(44)	45	(45)	46	(46)
Asset-backed securities	29	(28)	29	(27)	27	(27)
Equity instruments	193	(169)	188	(164)	183	(161)
Interest rate derivatives, net	5	(18)	20	(13)	18	(12)
Credit derivatives, net	4	(3)	3	(5)	3	(4)
Foreign exchange derivatives, net	6	(6)	4	(5)	10	(5)
Equity / index derivatives, net	350	(318)	371	(338)	361	(330)
Other	60	(56)	93	(105)	39	(62)
<b>Total</b>	<b>730</b>	<b>(666)</b>	<b>791</b>	<b>(744)</b>	<b>738</b>	<b>(696)</b>

<sup>1</sup> Sensitivity of issued and over-the-counter debt instruments is reported with the equivalent derivative or Other.

### e) Level 3 instruments: movements during the period

The table below presents additional information about material Level 3 assets and liabilities measured at fair value on a recurring basis. Level 3 assets and liabilities may be hedged with instruments classified as Level 1 or Level 2 in the fair value hierarchy and, as a result, realized and unrealized gains and losses included in the table may not include the effect of related hedging activity. Furthermore, the realized and unrealized gains and losses presented in the table are not limited solely to those arising from Level 3 inputs, as valuations are generally derived from both observable and unobservable parameters.

Assets and liabilities transferred into or out of Level 3 are presented as if those assets or liabilities had been transferred at the beginning of the year.



## Note 8 Fair value measurement (continued)

Movements of Level 3 instruments											
<i>USD bn</i>	Balance at the beginning of the period	Net gains / losses included in comprehensive income <sup>1</sup>	<i>of which: related to instruments held at the end of the period</i>	Purchases	Sales	Issuances	Settlements	Transfers into Level 3	Transfers out of Level 3	Foreign currency translation	Balance at the end of the period
<b>For the six months ended 30 June 2023<sup>2</sup></b>											
<b>Financial assets at fair value held for trading</b>											
	1.5	0.0	(0.0)	0.2	(0.7)	0.7	0.0	0.1	(0.3)	0.0	1.5
<i>of which: Investment fund units</i>	0.1	(0.0)	(0.0)	0.0	(0.0)	0.0	0.0	0.0	(0.0)	0.0	0.0
<i>of which: Corporate and municipal bonds</i>	0.5	(0.0)	(0.0)	0.1	(0.2)	0.0	0.0	0.0	(0.0)	0.0	0.4
<i>of which: Loans</i>	0.6	0.0	0.0	0.0	(0.3)	0.7	0.0	0.0	(0.2)	0.0	0.8
<b>Derivative financial instruments – assets</b>											
	1.5	(0.2)	(0.2)	0.0	0.0	0.4	(0.2)	0.1	(0.2)	0.0	1.3
<i>of which: Interest rate</i>	0.5	0.0	(0.0)	0.0	0.0	0.1	(0.0)	0.0	(0.0)	(0.0)	0.5
<i>of which: Equity / index</i>	0.7	(0.2)	(0.1)	0.0	0.0	0.3	(0.2)	0.0	(0.2)	(0.0)	0.4
<i>of which: Credit</i>	0.3	(0.1)	(0.1)	0.0	0.0	0.1	(0.0)	0.0	(0.0)	0.0	0.4
<b>Financial assets at fair value not held for trading</b>											
	3.7	0.0	0.0	0.5	(0.4)	0.0	0.0	0.1	(0.1)	0.0	3.8
<i>of which: Loans</i>	0.7	0.0	0.0	0.2	(0.0)	0.0	0.0	0.0	(0.1)	(0.0)	0.8
<i>of which: Auction rate securities</i>	1.3	0.0	0.0	0.0	(0.0)	0.0	0.0	0.0	0.0	0.0	1.3
<i>of which: Equity instruments</i>	0.8	0.0	0.0	0.2	(0.1)	0.0	0.0	0.0	0.0	0.0	1.0
<b>Derivative financial instruments – liabilities</b>											
	1.7	0.2	0.2	0.0	0.0	0.7	(0.3)	0.1	(0.3)	0.0	2.1
<i>of which: Interest rate</i>	0.1	(0.0)	0.0	0.0	0.0	0.1	(0.1)	0.0	0.0	0.0	0.1
<i>of which: Equity / index</i>	1.2	0.2	0.2	0.0	0.0	0.5	(0.2)	0.0	(0.1)	0.0	1.7
<i>of which: Credit</i>	0.3	(0.0)	(0.0)	0.0	0.0	0.1	0.0	0.1	(0.2)	(0.0)	0.3
<b>Debt issued designated at fair value</b>											
	9.2	0.5	0.4	0.0	0.0	2.3	(2.0)	0.6	(0.8)	(0.0)	9.8
<b>Other financial liabilities designated at fair value</b>											
	2.0	0.1	0.1	0.0	0.0	0.2	(0.0)	0.0	(0.0)	(0.0)	2.2
<b>For the six months ended 30 June 2022</b>											
<b>Financial assets at fair value held for trading</b>											
	2.3	(0.1)	(0.2)	0.3	(1.3)	1.0	0.0	0.1	(0.3)	(0.0)	1.9
<i>of which: Investment fund units</i>	0.0	(0.0)	(0.0)	0.0	(0.0)	0.0	0.0	0.0	(0.0)	(0.0)	0.0
<i>of which: Corporate and municipal bonds</i>	0.6	(0.0)	(0.0)	0.2	(0.1)	0.0	0.0	0.0	(0.0)	(0.0)	0.7
<i>of which: Loans</i>	1.4	(0.1)	(0.1)	0.0	(1.2)	1.0	0.0	0.0	(0.2)	(0.0)	1.0
<b>Derivative financial instruments – assets</b>											
	1.1	0.5	0.6	0.0	0.0	0.5	(0.4)	0.2	(0.2)	(0.0)	1.8
<i>of which: Interest rate</i>	0.5	0.1	0.1	0.0	0.0	0.0	(0.1)	0.1	(0.1)	(0.0)	0.4
<i>of which: Equity / index</i>	0.4	0.3	0.3	0.0	0.0	0.2	(0.2)	0.0	(0.0)	(0.0)	0.7
<i>of which: Credit</i>	0.2	0.1	0.1	0.0	0.0	0.2	(0.0)	0.1	0.0	0.0	0.6
<b>Financial assets at fair value not held for trading</b>											
	4.2	0.1	0.1	0.6	(0.6)	0.0	(0.0)	0.0	(0.1)	(0.1)	4.2
<i>of which: Loans</i>	0.9	(0.0)	(0.0)	0.5	(0.2)	0.0	0.0	0.0	(0.1)	(0.0)	1.0
<i>of which: Auction rate securities</i>	1.6	0.1	0.1	0.0	0.0	0.0	0.0	0.0	0.0	0.0	1.6
<i>of which: Equity instruments</i>	0.7	0.0	0.0	0.0	(0.1)	0.0	0.0	0.0	0.0	(0.0)	0.7
<b>Derivative financial instruments – liabilities</b>											
	2.2	(0.6)	(0.6)	0.0	0.0	0.9	(0.8)	0.1	(0.1)	(0.1)	1.7
<i>of which: Interest rate</i>	0.3	(0.2)	(0.2)	0.0	0.0	0.1	(0.0)	0.0	0.0	(0.0)	0.1
<i>of which: Equity / index</i>	1.5	(0.3)	(0.3)	0.0	0.0	0.6	(0.7)	0.0	(0.1)	(0.0)	1.1
<i>of which: Credit</i>	0.3	(0.1)	(0.1)	0.0	0.0	0.1	0.0	0.1	(0.0)	(0.0)	0.4
<b>Debt issued designated at fair value</b>											
	11.9	(1.9)	(1.6)	0.0	0.0	4.2	(2.7)	0.7	(1.3)	(0.4)	10.5
<b>Other financial liabilities designated at fair value</b>											
	3.2	(0.7)	(0.7)	0.0	0.0	0.2	(0.1)	0.0	(0.2)	(0.0)	2.4

<sup>1</sup> Net gains / losses included in comprehensive income are recognized in Net interest income and Other net income from financial instruments measured at fair value through profit or loss in the Income statement, and also in Gains / (losses) from own credit on financial liabilities designated at fair value, before tax in the Statement of comprehensive income. <sup>2</sup> Total Level 3 assets as of 30 June 2023 were USD 6.7bn (31 December 2022: USD 6.7bn). Total Level 3 liabilities as of 30 June 2023 were USD 14.3bn (31 December 2022: USD 13.0bn).



## Note 8 Fair value measurement (continued)

### f) Financial instruments not measured at fair value

The table below reflects the estimated fair values of financial instruments not measured at fair value. Valuation principles applied when determining fair value estimates for financial instruments not measured at fair value are consistent with those described in "Note 20 Fair value measurement" in the "Consolidated financial statements" section of the Annual Report 2022.

#### Financial instruments not measured at fair value

<i>USD bn</i>	30.6.23		31.3.23		31.12.22	
	Carrying amount	Fair value	Carrying amount	Fair value	Carrying amount	Fair value
<b>Assets</b>						
Cash and balances at central banks	159.4	159.4	144.2	144.2	169.4	169.4
Loans and advances to banks	21.4	21.4	14.8	14.8	14.7	14.6
Receivables from securities financing transactions measured at amortized cost	62.0	62.0	60.0	60.0	67.8	67.8
Cash collateral receivables on derivative instruments	35.1	35.1	32.7	32.6	35.0	35.0
Loans and advances to customers	397.6	385.1	395.4	383.8	390.0	377.7
Other financial assets measured at amortized cost	52.2	51.8	49.3	49.0	53.4	51.0
<b>Liabilities</b>						
Amounts due to banks	16.3	16.3	13.6	13.6	11.6	11.6
Payables from securities financing transactions measured at amortized cost	12.3	12.3	9.9	9.9	4.2	4.2
Cash collateral payables on derivative instruments	31.4	31.4	32.2	32.2	36.4	36.4
Customer deposits	521.7	521.4	507.8	507.2	527.2	526.9
Funding from UBS Group AG measured at amortized cost	61.4	60.3	63.1	61.2	56.1	55.7
Debt issued measured at amortized cost	62.6	62.0	54.7	54.0	59.5	58.9
Other financial liabilities measured at amortized cost <sup>1</sup>	8.6	8.6	7.5	7.5	7.2	7.2

<sup>1</sup> Excludes lease liabilities.

## Note 9 Derivative instruments

### a) Derivative instruments

	Derivative financial assets	Derivative financial liabilities	Notional values related to derivative financial assets and liabilities <sup>1</sup>	Other notional values <sup>2</sup>
<i>As of 30.6.23, USD bn</i>				
<b>Derivative financial instruments</b>				
Interest rate	39.5	38.0	2,356	15,180
Credit derivatives	1.4	1.5	90	
Foreign exchange	58.9	59.7	6,636	78
Equity / index	22.4	26.1	1,001	77
Commodities	1.4	1.5	141	16
Other <sup>3</sup>	0.5	0.5	121	
<b>Total derivative financial instruments, based on IFRS netting<sup>4</sup></b>	<b>124.0</b>	<b>127.4</b>	<b>10,345</b>	<b>15,351</b>
Further netting potential not recognized on the balance sheet <sup>5</sup>	(114.0)	(116.0)		
<i>of which: netting of recognized financial liabilities / assets</i>	<i>(92.8)</i>	<i>(92.8)</i>		
<i>of which: netting with collateral received / pledged</i>	<i>(21.2)</i>	<i>(23.2)</i>		
<b>Total derivative financial instruments, after consideration of further netting potential</b>	<b>10.1</b>	<b>11.4</b>		

<i>As of 31.3.23, USD bn</i>				
<b>Derivative financial instruments</b>				
Interest rate	36.7	34.7	2,345	13,842
Credit derivatives	1.3	1.3	86	
Foreign exchange	52.3	53.3	6,610	56
Equity / index	21.8	24.6	932	76
Commodities	1.8	1.6	146	19
Other <sup>3</sup>	0.4	0.6	106	
<b>Total derivative financial instruments, based on IFRS netting<sup>4</sup></b>	<b>114.3</b>	<b>116.1</b>	<b>10,224</b>	<b>13,993</b>
Further netting potential not recognized on the balance sheet <sup>5</sup>	(105.4)	(104.3)		
<i>of which: netting of recognized financial liabilities / assets</i>	<i>(84.9)</i>	<i>(84.9)</i>		
<i>of which: netting with collateral received / pledged</i>	<i>(20.5)</i>	<i>(19.4)</i>		
<b>Total derivative financial instruments, after consideration of further netting potential</b>	<b>8.8</b>	<b>11.8</b>		

<i>As of 31.12.22, USD bn</i>				
<b>Derivative financial instruments</b>				
Interest rate	39.8	37.5	2,080	11,255
Credit derivatives	1.0	1.2	74	
Foreign exchange	85.5	88.5	6,080	40
Equity / index	22.2	26.1	886	63
Commodities	1.4	1.4	132	18
Other <sup>3</sup>	0.2	0.1	50	
<b>Total derivative financial instruments, based on IFRS netting<sup>4</sup></b>	<b>150.1</b>	<b>154.9</b>	<b>9,302</b>	<b>11,376</b>
Further netting potential not recognized on the balance sheet <sup>5</sup>	(139.4)	(137.1)		
<i>of which: netting of recognized financial liabilities / assets</i>	<i>(110.9)</i>	<i>(110.9)</i>		
<i>of which: netting with collateral received / pledged</i>	<i>(28.5)</i>	<i>(26.2)</i>		
<b>Total derivative financial instruments, after consideration of further netting potential</b>	<b>10.7</b>	<b>17.8</b>		

<sup>1</sup> In cases where derivative financial instruments are presented on a net basis on the balance sheet, the respective notional values of the netted derivative financial instruments are still presented on a gross basis. Notional amounts of client-cleared ETD and OTC transactions through central clearing counterparties are not disclosed, as they have a significantly different risk profile. <sup>2</sup> Other notional values relate to derivatives that are cleared through either a central counterparty or an exchange. The fair value of these derivatives is presented on the balance sheet net of the corresponding cash margin under Cash collateral receivables on derivative instruments and Cash collateral payables on derivative instruments and was not material for all periods presented. <sup>3</sup> Includes mainly Loan commitments measured at FVTPL, as well as unsettled purchases and sales of non-derivative financial instruments, for which the changes in the fair value between trade date and settlement date are recognized as derivative financial instruments. <sup>4</sup> Financial assets and liabilities are presented net on the balance sheet if UBS AG has the unconditional and legally enforceable right to offset the recognized amounts, both in the normal course of business and in the event of default, bankruptcy or insolvency of UBS AG or its counterparties, and intends either to settle on a net basis or to realize the asset and settle the liability simultaneously. <sup>5</sup> Reflects the netting potential in accordance with enforceable master netting and similar arrangements where not all criteria for a net presentation on the balance sheet have been met. Refer to "Note 21 Offsetting financial assets and financial liabilities" in the "Consolidated financial statements" section of the Annual Report 2022 for more information.

## Note 9 Derivative instruments (continued)

### b) Cash collateral on derivative instruments

<i>USD bn</i>	Receivables 30.6.23	Payables 30.6.23	Receivables 31.3.23	Payables 31.3.23	Receivables 31.12.22	Payables 31.12.22
Cash collateral on derivative instruments, based on IFRS netting <sup>1</sup>	35.1	31.4	32.7	32.2	35.0	36.4
Further netting potential not recognized on the balance sheet <sup>2</sup>	(22.9)	(18.8)	(18.6)	(17.3)	(22.9)	(21.9)
<i>of which: netting of recognized financial liabilities / assets</i>	<i>(20.3)</i>	<i>(16.1)</i>	<i>(15.6)</i>	<i>(14.3)</i>	<i>(20.9)</i>	<i>(20.0)</i>
<i>of which: netting with collateral received / pledged</i>	<i>(2.6)</i>	<i>(2.6)</i>	<i>(3.0)</i>	<i>(3.0)</i>	<i>(1.9)</i>	<i>(1.9)</i>
<b>Cash collateral on derivative instruments, after consideration of further netting potential</b>	<b>12.1</b>	<b>12.7</b>	<b>14.1</b>	<b>14.9</b>	<b>12.1</b>	<b>14.5</b>

<sup>1</sup> Financial assets and liabilities are presented net on the balance sheet if UBS AG has the unconditional and legally enforceable right to offset the recognized amounts, both in the normal course of business and in the event of default, bankruptcy or insolvency of UBS AG or its counterparties, and intends either to settle on a net basis or to realize the asset and settle the liability simultaneously. <sup>2</sup> Reflects the netting potential in accordance with enforceable master netting and similar arrangements where not all criteria for a net presentation on the balance sheet have been met. Refer to "Note 21 Offsetting financial assets and financial liabilities" in the "Consolidated financial statements" section of the Annual Report 2022 for more information.

## Note 10 Other assets and liabilities

### a) Other financial assets measured at amortized cost

<i>USD m</i>	30.6.23	31.3.23	31.12.22
Debt securities	41,521	40,646	44,594
Loans to financial advisors	2,588	2,571	2,611
Fee- and commission-related receivables	1,822	1,922	1,803
Finance lease receivables	1,376	1,344	1,314
Settlement and clearing accounts	395	542	1,174
Accrued interest income	1,430	1,340	1,276
Other	3,048	924	618
<b>Total other financial assets measured at amortized cost</b>	<b>52,180</b>	<b>49,289</b>	<b>53,389</b>

### b) Other non-financial assets

<i>USD m</i>	30.6.23	31.3.23	31.12.22
Precious metals and other physical commodities	4,426	4,506	4,471
Deposits and collateral provided in connection with litigation, regulatory and similar matters <sup>1</sup>	2,250	2,235	2,205
Prepaid expenses	1,019	848	709
VAT, withholding tax and other tax receivables	707	1,830	1,405
Properties and other non-current assets held for sale	111	279	279
Other	741	670	583
<b>Total other non-financial assets</b>	<b>9,254</b>	<b>10,367</b>	<b>9,652</b>

<sup>1</sup> Refer to Note 15 for more information.

### c) Other financial liabilities measured at amortized cost

<i>USD m</i>	30.6.23	31.3.23	31.12.22
Other accrued expenses	1,543	1,613	1,564
Accrued interest expenses	2,577	1,954	2,008
Settlement and clearing accounts	1,499	1,533	1,060
Lease liabilities	3,105	3,174	3,211
Other	2,948	2,422	2,549
<b>Total other financial liabilities measured at amortized cost</b>	<b>11,673</b>	<b>10,695</b>	<b>10,391</b>

### d) Other financial liabilities designated at fair value

<i>USD m</i>	30.6.23	31.3.23	31.12.22
Financial liabilities related to unit-linked investment contracts	15,055	14,243	13,221
Securities financing transactions	11,344	9,707	15,333
Over-the-counter debt instruments and other	2,727	1,809	1,684
Funding from UBS Group AG	2,299	2,259	1,796
<b>Total other financial liabilities designated at fair value</b>	<b>31,425</b>	<b>28,018</b>	<b>32,033</b>

## Note 10 Other assets and liabilities (continued)

### e) Other non-financial liabilities

USD m	30.6.23	31.3.23	31.12.22
Compensation-related liabilities	3,248	2,628	4,424
<i>of which: net defined benefit liability</i>	455	463	449
Current tax liabilities	991	952	1,044
Deferred tax liabilities	212	261	233
VAT, withholding tax and other tax payables	514	481	472
Deferred income	280	288	233
Other	86	62	84
<b>Total other non-financial liabilities</b>	<b>5,330</b>	<b>4,673</b>	<b>6,489</b>

## Note 11 Funding from UBS Group AG measured at amortized cost

USD m	30.6.23	31.3.23	31.12.22
Senior unsecured debt that contributes to total loss-absorbing capacity (TLAC)	48,546	47,172	42,073
Senior unsecured debt other than TLAC	1,180	3,606	236
Subordinated debt	11,719	12,315	13,838
<i>of which: eligible as high-trigger loss-absorbing additional tier 1 capital instruments</i>	10,528	11,118	10,654
<i>of which: eligible as low-trigger loss-absorbing additional tier 1 capital instruments</i>	1,189	1,198	1,187
<b>Total funding from UBS Group AG measured at amortized cost<sup>1</sup></b>	<b>61,445</b>	<b>63,093</b>	<b>56,147</b>

<sup>1</sup> UBS AG has also recognized funding from UBS Group AG that is designated at fair value. Refer to Note 10d for more information.

## Note 12 Debt issued designated at fair value

USD m	30.6.23	31.3.23	31.12.22
<b>Issued debt instruments</b>			
Equity-linked <sup>1</sup>	45,475	44,721	41,901
Rates-linked	15,945	15,797	16,276
Credit-linked	4,230	2,815	2,170
Fixed-rate	8,378	6,673	6,538
Commodity-linked	3,979	4,311	4,294
Other	734	656	663
<b>Total debt issued designated at fair value</b>	<b>78,741</b>	<b>74,974</b>	<b>71,842</b>
<i>of which: issued by UBS AG with original maturity greater than one year<sup>2</sup></i>	<i>64,047</i>	<i>60,268</i>	<i>57,750</i>

<sup>1</sup> Includes investment fund unit-linked instruments issued. <sup>2</sup> Based on original contractual maturity without considering any early redemption features. As of 30 June 2023, 100% of the balance was unsecured (31 March 2023: 100%; 31 December 2022: 100%).

## Note 13 Debt issued measured at amortized cost

USD m	30.6.23	31.3.23	31.12.22
<b>Short-term debt<sup>1</sup></b>	<b>35,590</b>	<b>27,412</b>	<b>29,676</b>
Senior unsecured debt	14,920	15,472	17,892
<i>of which: issued by UBS AG with original maturity greater than one year</i>	<i>14,918</i>	<i>15,472</i>	<i>17,892</i>
Subordinated debt	2,976	2,975	2,968
<i>of which: eligible as low-trigger loss-absorbing tier 2 capital instruments</i>	<i>0</i>	<i>2,438</i>	<i>2,422</i>
<i>of which: eligible as non-Basel III-compliant tier 2 capital instruments</i>	<i>539</i>	<i>538</i>	<i>536</i>
Debt issued through the Swiss central mortgage institutions	9,076	8,873	8,962
<b>Long-term debt<sup>2</sup></b>	<b>26,971</b>	<b>27,320</b>	<b>29,823</b>
<b>Total debt issued measured at amortized cost<sup>3</sup></b>	<b>62,561</b>	<b>54,733</b>	<b>59,499</b>

<sup>1</sup> Debt with an original contractual maturity of less than one year, includes mainly certificates of deposit and commercial paper. <sup>2</sup> Debt with an original contractual maturity greater than or equal to one year. The classification of debt issued into short-term and long-term does not consider any early redemption features. <sup>3</sup> Net of bifurcated embedded derivatives, the fair value of which was not material for the periods presented.

## Note 14 Interest rate benchmark reform

During 2023, UBS AG has largely completed the transition of the remaining USD London Interbank Offered Rate (LIBOR) contracts. The transition of the largest remaining non-derivative exposure, the US mortgage portfolio of approximately USD 9bn as of 31 December 2022, had been substantially completed as of 30 June 2023, with these contracts automatically converting to term Secured Overnight Financing Rate (SOFR) from their next interest rate reset date following the cessation of the respective USD LIBOR rates, i.e., 30 June 2023. Corporate loans in the Investment Bank have now either been transitioned to alternative rates or are temporarily utilizing the last available USD LIBOR fixing to complete transition, with a small residual amount relying on synthetic LIBOR rates.

In August 2022, to facilitate the transition of derivatives linked to the USD LIBOR Swap Rate, UBS AG adhered to the June 2022 Benchmark Module of the ISDA 2021 Fallbacks Protocol on the USD LIBOR Swap Rate. The majority of these contracts had transitioned as of 30 June 2023, with a small number of contracts transitioned in July 2023. The transition of USD LIBOR-cleared derivatives has been effected through industry-wide central clearing counterparty conversion events that occurred primarily in April and May 2023. As of 30 June 2023 the transition of these USD LIBOR-linked derivatives has been materially accomplished.

UBS AG has approximately USD 3bn equivalent of Japanese yen- and US dollar-denominated funding from UBS Group AG that, per current contractual terms, if not called on their respective call dates, would reset based directly on JPY LIBOR and USD LIBOR. In addition, several contracts providing funding from UBS Group AG reference rates indirectly derived from IBORs, if they are not called on their respective call dates. These contracts have robust IBOR fallback language and the confirmation of interest rate calculation mechanics will be communicated in advance of any rate resets.

## Note 15 Provisions and contingent liabilities

### a) Provisions

The table below presents an overview of total provisions.

<i>USD m</i>	30.6.23	31.3.23	31.12.22
Provisions other than provisions for expected credit losses	3,641	3,673	2,982
Provisions for expected credit losses <sup>1</sup>	175	214	201
<b>Total provisions</b>	<b>3,817</b>	<b>3,886</b>	<b>3,183</b>

<sup>1</sup> Refer to Note 7c for more information.

The following table presents additional information for provisions other than provisions for expected credit losses.

<i>USD m</i>	Litigation, regulatory and similar matters <sup>1</sup>	Other <sup>2</sup>	Total
Balance as of 31 December 2022	2,586	396	2,982
Balance as of 31 March 2023	3,306	366	3,673
Increase in provisions recognized in the income statement	56	12	68
Release of provisions recognized in the income statement	(1)	(3)	(4)
Provisions used in conformity with designated purpose	(83)	(33)	(116)
Foreign currency translation and other movements <sup>3</sup>	10	11	21
<b>Balance as of 30 June 2023</b>	<b>3,289</b>	<b>353</b>	<b>3,641</b>

<sup>1</sup> Consists of provisions for losses resulting from legal, liability and compliance risks. <sup>2</sup> Mainly includes restructuring provisions and provisions related to real estate, employee benefits and operational risks. <sup>3</sup> Other movements include capitalized reinstatement costs and unwinding of discount.

Information about provisions and contingent liabilities in respect of litigation, regulatory and similar matters, as a class, is included in Note 15b. There are no material contingent liabilities associated with the other classes of provisions.

## Note 15 Provisions and contingent liabilities (continued)

### b) Litigation, regulatory and similar matters

UBS operates in a legal and regulatory environment that exposes it to significant litigation and similar risks arising from disputes and regulatory proceedings. As a result, UBS is involved in various disputes and legal proceedings, including litigation, arbitration, and regulatory and criminal investigations. "UBS," "we" and "our", for purposes of this Note, refer to UBS AG and / or one or more of its subsidiaries, as applicable.

Such matters are subject to many uncertainties, and the outcome and the timing of resolution are often difficult to predict, particularly in the earlier stages of a case. There are also situations where UBS may enter into a settlement agreement. This may occur in order to avoid the expense, management distraction or reputational implications of continuing to contest liability, even for those matters for which UBS believes it should be exonerated. The uncertainties inherent in all such matters affect the amount and timing of any potential outflows for both matters with respect to which provisions have been established and other contingent liabilities. UBS makes provisions for such matters brought against it when, in the opinion of management after seeking legal advice, it is more likely than not that UBS has a present legal or constructive obligation as a result of past events, it is probable that an outflow of resources will be required, and the amount can be reliably estimated. Where these factors are otherwise satisfied, a provision may be established for claims that have not yet been asserted against UBS, but are nevertheless expected to be, based on UBS's experience with similar asserted claims. If any of those conditions is not met, such matters result in contingent liabilities. If the amount of an obligation cannot be reliably estimated, a liability exists that is not recognized even if an outflow of resources is probable. Accordingly, no provision is established even if the potential outflow of resources with respect to such matters could be significant. Developments relating to a matter that occur after the relevant reporting period, but prior to the issuance of financial statements, which affect management's assessment of the provision for such matter (because, for example, the developments provide evidence of conditions that existed at the end of the reporting period), are adjusting events after the reporting period under IAS 10 and must be recognized in the financial statements for the reporting period.

Specific litigation, regulatory and other matters are described below, including all such matters that management considers to be material and others that management believes to be of significance to UBS due to potential financial, reputational and other effects. The amount of damages claimed, the size of a transaction or other information is provided where available and appropriate in order to assist users in considering the magnitude of potential exposures.

In the case of certain matters below, we state that we have established a provision, and for the other matters, we make no such statement. When we make this statement and we expect disclosure of the amount of a provision to prejudice seriously our position with other parties in the matter because it would reveal what UBS believes to be the probable and reliably estimable outflow, we do not disclose that amount. In some cases we are subject to confidentiality obligations that preclude such disclosure. With respect to the matters for which we do not state whether we have established a provision, either: (a) we have not established a provision, in which case the matter is treated as a contingent liability under the applicable accounting standard; or (b) we have established a provision but expect disclosure of that fact to prejudice seriously our position with other parties in the matter because it would reveal the fact that UBS believes an outflow of resources to be probable and reliably estimable.

With respect to certain litigation, regulatory and similar matters for which we have established provisions, we are able to estimate the expected timing of outflows. However, the aggregate amount of the expected outflows for those matters for which we are able to estimate expected timing is immaterial relative to our current and expected levels of liquidity over the relevant time periods.

The aggregate amount provisioned for litigation, regulatory and similar matters as a class is disclosed in the "Provisions" table in Note 15a above. It is not practicable to provide an aggregate estimate of liability for our litigation, regulatory and similar matters as a class of contingent liabilities. Doing so would require UBS to provide speculative legal assessments as to claims and proceedings that involve unique fact patterns or novel legal theories, that have not yet been initiated or are at early stages of adjudication, or as to which alleged damages have not been quantified by the claimants. Although UBS therefore cannot provide a numerical estimate of the future losses that could arise from litigation, regulatory and similar matters, UBS believes that the aggregate amount of possible future losses from this class that are more than remote substantially exceeds the level of current provisions.

## Note 15 Provisions and contingent liabilities (continued)

Litigation, regulatory and similar matters may also result in non-monetary penalties and consequences. A guilty plea to, or conviction of, a crime could have material consequences for UBS. Resolution of regulatory proceedings may require UBS to obtain waivers of regulatory disqualifications to maintain certain operations, may entitle regulatory authorities to limit, suspend or terminate licenses and regulatory authorizations, and may permit financial market utilities to limit, suspend or terminate UBS's participation in such utilities. Failure to obtain such waivers, or any limitation, suspension or termination of licenses, authorizations or participations, could have material consequences for UBS.

The risk of loss associated with litigation, regulatory and similar matters is a component of operational risk for purposes of determining capital requirements. Information concerning our capital requirements and the calculation of operational risk for this purpose is included in the "Capital management" section of this report.

### Provisions for litigation, regulatory and similar matters by business division and in Group Functions<sup>1</sup>

<i>USD m</i>	Global Wealth Management	Personal & Corporate Banking	Asset Management	Investment Bank	Group Functions	Total
<b>Balance as of 31 December 2022</b>	1,182	159	8	308	928	<b>2,586</b>
<b>Balance as of 31 March 2023</b>	1,193	161	8	351	1,594	<b>3,306</b>
Increase in provisions recognized in the income statement	35	0	1	20	0	<b>56</b>
Release of provisions recognized in the income statement	(1)	0	0	0	0	<b>(1)</b>
Provisions used in conformity with designated purpose	(37)	0	(1)	(45)	0	<b>(83)</b>
Foreign currency translation / unwind of discount	7	1	0	1	1	<b>10</b>
<b>Balance as of 30 June 2023</b>	<b>1,196</b>	<b>162</b>	<b>8</b>	<b>327</b>	<b>1,595</b>	<b>3,289</b>

<sup>1</sup> Provisions, if any, for the matters described in item 3 of this Note are recorded in Global Wealth Management, and provisions, if any, for the matters described in item 2 are recorded in Group Functions. Provisions, if any, for the matters described in items 1 and 5 of this Note are allocated between Global Wealth Management and Personal & Corporate Banking, and provisions, if any, for the matters described in item 4 are allocated between the Investment Bank and Group Functions.

### 1. Inquiries regarding cross-border wealth management businesses

Tax and regulatory authorities in a number of countries have made inquiries, served requests for information or examined employees located in their respective jurisdictions relating to the cross-border wealth management services provided by UBS and other financial institutions.

Since 2013, UBS (France) S.A., UBS AG and certain former employees have been under investigation in France in relation to UBS's cross-border business with French clients. In connection with this investigation, the investigating judges ordered UBS AG to provide bail ("*caution*") of EUR 1.1bn.

In 2019, the court of first instance returned a verdict finding UBS AG guilty of unlawful solicitation of clients on French territory and aggravated laundering of the proceeds of tax fraud, and UBS (France) S.A. guilty of aiding and abetting unlawful solicitation and of laundering the proceeds of tax fraud. The court imposed fines aggregating EUR 3.7bn on UBS AG and UBS (France) S.A. and awarded EUR 800m of civil damages to the French state. A trial in the French Court of Appeal took place in March 2021. In December 2021, the Court of Appeal found UBS AG guilty of unlawful solicitation and aggravated laundering of the proceeds of tax fraud. The court ordered a fine of EUR 3.75m, the confiscation of EUR 1bn, and awarded civil damages to the French state of EUR 800m. UBS AG has filed an appeal with the French Supreme Court. A hearing in the Supreme Court is currently scheduled for 27 September 2023. The fine and confiscation imposed by the Court of Appeal are suspended during the appeal. The civil damages award has been paid to the French state (EUR 99m of which was deducted from the bail), subject to the result of UBS's appeal.

Our balance sheet at 30 June 2023 reflected provisions with respect to this matter in an amount of EUR 1.1bn (USD 1.2bn). The wide range of possible outcomes in this case contributes to a high degree of estimation uncertainty and the provision reflects our best estimate of possible financial implications, although actual penalties and civil damages could exceed (or may be less than) the provision amount.



## Note 15 Provisions and contingent liabilities (continued)

### 2. Claims related to sales of residential mortgage-backed securities and mortgages

From 2002 through 2007, prior to the crisis in the US residential loan market, UBS was a substantial issuer and underwriter of US residential mortgage-backed securities (RMBS) and was a purchaser and seller of US residential mortgages.

In 2018, the DOJ filed a civil complaint in the District Court for the Eastern District of New York. The complaint seeks unspecified civil monetary penalties under the Financial Institutions Reform, Recovery and Enforcement Act of 1989 related to UBS's issuance, underwriting and sale of 40 RMBS transactions in 2006 and 2007. UBS moved to dismiss the civil complaint in 2019. Later in 2019, the district court denied UBS's motion to dismiss. In August 2023, UBS reached a settlement with the DOJ, under which UBS paid USD 1.435bn to resolve all civil claims by the DOJ.

Our balance sheet at 30 June 2023 reflected a provision with respect to matters described in this item 2 in an amount that UBS believed to be appropriate under the applicable accounting standard.

### 3. Madoff

In relation to the Bernard L. Madoff Investment Securities LLC (BMIS) investment fraud, UBS AG, UBS (Luxembourg) S.A. (now UBS Europe SE, Luxembourg branch) and certain other UBS subsidiaries have been subject to inquiries by a number of regulators, including the Swiss Financial Market Supervisory Authority (FINMA) and the Luxembourg Commission de Surveillance du Secteur Financier. Those inquiries concerned two third-party funds established under Luxembourg law, substantially all assets of which were with BMIS, as well as certain funds established in offshore jurisdictions with either direct or indirect exposure to BMIS. These funds faced severe losses, and the Luxembourg funds are in liquidation. The documentation establishing both funds identifies UBS entities in various roles, including custodian, administrator, manager, distributor and promoter, and indicates that UBS employees serve as board members.

In 2009 and 2010, the liquidators of the two Luxembourg funds filed claims against UBS entities, non-UBS entities and certain individuals, including current and former UBS employees, seeking amounts totaling approximately EUR 2.1bn, which includes amounts that the funds may be held liable to pay the trustee for the liquidation of BMIS (BMIS Trustee).

A large number of alleged beneficiaries have filed claims against UBS entities (and non-UBS entities) for purported losses relating to the Madoff fraud. The majority of these cases have been filed in Luxembourg, where decisions that the claims in eight test cases were inadmissible have been affirmed by the Luxembourg Court of Appeal, and the Luxembourg Supreme Court has dismissed a further appeal in one of the test cases.

In the US, the BMIS Trustee filed claims against UBS entities, among others, in relation to the two Luxembourg funds and one of the offshore funds. The total amount claimed against all defendants in these actions was not less than USD 2bn. In 2014, the US Supreme Court rejected the BMIS Trustee's motion for leave to appeal decisions dismissing all claims except those for the recovery of approximately USD 125m of payments alleged to be fraudulent conveyances and preference payments. In 2016, the bankruptcy court dismissed these claims against the UBS entities. In 2019, the Court of Appeals reversed the dismissal of the BMIS Trustee's remaining claims, and the US Supreme Court subsequently denied a petition seeking review of the Court of Appeals' decision. The case has been remanded to the Bankruptcy Court for further proceedings.



## Note 15 Provisions and contingent liabilities (continued)

---

### 4. Foreign exchange, LIBOR and benchmark rates, and other trading practices

*Foreign exchange-related regulatory matters:* Beginning in 2013, numerous authorities commenced investigations concerning possible manipulation of foreign exchange markets and precious metals prices. As a result of these investigations, UBS entered into resolutions with Swiss, US and United Kingdom regulators and the European Commission. UBS was granted conditional immunity by the Antitrust Division of the DOJ and by authorities in other jurisdictions in connection with potential competition law violations relating to foreign exchange and precious metals businesses.

*Foreign exchange-related civil litigation:* Putative class actions have been filed since 2013 in US federal courts and in other jurisdictions against UBS and other banks on behalf of putative classes of persons who engaged in foreign currency transactions with any of the defendant banks. UBS has resolved US federal court class actions relating to foreign currency transactions with the defendant banks and persons who transacted in foreign exchange futures contracts and options on such futures under a settlement agreement that provides for UBS to pay an aggregate of USD 141m and provide cooperation to the settlement classes. Certain class members have excluded themselves from that settlement and have filed individual actions in US and English courts against UBS and other banks, alleging violations of US and European competition laws and unjust enrichment. UBS and the other banks have resolved those individual matters.

In 2015, a putative class action was filed in federal court against UBS and numerous other banks on behalf of persons and businesses in the US who directly purchased foreign currency from the defendants and alleged co-conspirators for their own end use. In 2022, the court denied plaintiffs' motion for class certification. In March 2023, the court granted defendants' summary judgment motion, dismissing the case. Plaintiffs have appealed.

*LIBOR and other benchmark-related regulatory matters:* Numerous government agencies conducted investigations regarding potential improper attempts by UBS, among others, to manipulate LIBOR and other benchmark rates at certain times. UBS reached settlements or otherwise concluded investigations relating to benchmark interest rates with the investigating authorities. UBS was granted conditional leniency or conditional immunity from authorities in certain jurisdictions, including the Antitrust Division of the DOJ and the Swiss Competition Commission (WEKO), in connection with potential antitrust or competition law violations related to certain rates. However, UBS has not reached a final settlement with WEKO, as the Secretariat of WEKO has asserted that UBS does not qualify for full immunity.

*LIBOR and other benchmark-related civil litigation:* A number of putative class actions and other actions are pending in the federal courts in New York against UBS and numerous other banks on behalf of parties who transacted in certain interest rate benchmark-based derivatives. Also pending in the US and in other jurisdictions are a number of other actions asserting losses related to various products whose interest rates were linked to LIBOR and other benchmarks, including adjustable rate mortgages, preferred and debt securities, bonds pledged as collateral, loans, depository accounts, investments and other interest-bearing instruments. The complaints allege manipulation, through various means, of certain benchmark interest rates, including USD LIBOR, Euroyen TIBOR, Yen LIBOR, EURIBOR, CHF LIBOR, GBP LIBOR and seek unspecified compensatory and other damages under varying legal theories.

## Note 15 Provisions and contingent liabilities (continued)

---

*USD LIBOR class and individual actions in the US:* In 2013 and 2015, the district court in the USD LIBOR actions dismissed, in whole or in part, certain plaintiffs' antitrust claims, federal racketeering claims, Commodity Exchange Act claims, and state common law claims, and again dismissed the antitrust claims in 2016 following an appeal. In 2021, the Second Circuit affirmed the district court's dismissal in part and reversed in part and remanded to the district court for further proceedings. The Second Circuit, among other things, held that there was personal jurisdiction over UBS and other foreign defendants. Separately, in 2018, the Second Circuit reversed in part the district court's 2015 decision dismissing certain individual plaintiffs' claims and certain of these actions are now proceeding. In 2018, the district court denied plaintiffs' motions for class certification in the USD class actions for claims pending against UBS, and plaintiffs sought permission to appeal that ruling to the Second Circuit. The Second Circuit denied the petition to appeal. In 2020, an individual action was filed in the Northern District of California against UBS and numerous other banks alleging that the defendants conspired to fix the interest rate used as the basis for loans to consumers by jointly setting the USD LIBOR rate and monopolized the market for LIBOR-based consumer loans and credit cards. In September 2022, the court granted defendants' motion to dismiss the complaint in its entirety, while allowing plaintiffs the opportunity to file an amended complaint. Plaintiffs filed an amended complaint in October 2022, and defendants have moved to dismiss the amended complaint.

*Other benchmark class actions in the US:*

*Yen LIBOR / Euroyen TIBOR* – In 2017, the court dismissed one Yen LIBOR / Euroyen TIBOR action in its entirety on standing grounds. In 2020, the appeals court reversed the dismissal and, subsequently, plaintiffs in that action filed an amended complaint focused on Yen LIBOR. In 2022, the court granted UBS's motion for reconsideration and dismissed the case against UBS. The dismissal of the case against UBS could be appealed following the disposition of the case against the remaining defendant in the district court.

*CHF LIBOR* – In 2017, the court dismissed the CHF LIBOR action on standing grounds and failure to state a claim. Plaintiffs filed an amended complaint, and the court granted a renewed motion to dismiss in 2019. Plaintiffs appealed. In 2021, the Second Circuit granted the parties' joint motion to vacate the dismissal and remand the case for further proceedings. Plaintiffs filed a third amended complaint in November 2022 and defendants moved to dismiss the amended complaint in January 2023.

*EURIBOR* – In 2017, the court in the EURIBOR lawsuit dismissed the case as to UBS and certain other foreign defendants for lack of personal jurisdiction. Plaintiffs have appealed.

*GBP LIBOR* – The court dismissed the GBP LIBOR action in 2019. Plaintiffs have appealed.

*Government bonds:* Putative class actions have been filed since 2015 in US federal courts against UBS and other banks on behalf of persons who participated in markets for US Treasury securities since 2007. A consolidated complaint was filed in 2017 in the US District Court for the Southern District of New York alleging that the banks colluded with respect to, and manipulated prices of, US Treasury securities sold at auction and in the secondary market and asserting claims under the antitrust laws and for unjust enrichment. Defendants' motions to dismiss the consolidated complaint were granted in 2021. Plaintiffs filed an amended complaint, which defendants moved to dismiss later in 2021. In March 2022, the court granted defendants' motion to dismiss that complaint. Plaintiffs have appealed the dismissal. Similar class actions have been filed concerning European government bonds and other government bonds.

## Note 15 Provisions and contingent liabilities (continued)

---

In 2021, the European Commission issued a decision finding that UBS and six other banks breached European Union antitrust rules in 2007–2011 relating to European government bonds. The European Commission fined UBS EUR 172m. UBS is appealing the amount of the fine.

With respect to additional matters and jurisdictions not encompassed by the settlements and orders referred to above, our balance sheet at 30 June 2023 reflected a provision in an amount that UBS believes to be appropriate under the applicable accounting standard. As in the case of other matters for which we have established provisions, the future outflow of resources in respect of such matters cannot be determined with certainty based on currently available information and accordingly may ultimately prove to be substantially greater (or may be less) than the provision that we have recognized.

### 5. Swiss retrocessions

The Federal Supreme Court of Switzerland ruled in 2012, in a test case against UBS, that distribution fees paid to a firm for distributing third-party and intra-group investment funds and structured products must be disclosed and surrendered to clients who have entered into a discretionary mandate agreement with the firm, absent a valid waiver. FINMA issued a supervisory note to all Swiss banks in response to the Supreme Court decision. UBS has met the FINMA requirements and has notified all potentially affected clients.

The Supreme Court decision has resulted, and continues to result, in a number of client requests for UBS to disclose and potentially surrender retrocessions. Client requests are assessed on a case-by-case basis. Considerations taken into account when assessing these cases include, among other things, the existence of a discretionary mandate and whether or not the client documentation contained a valid waiver with respect to distribution fees.

Our balance sheet at 30 June 2023 reflected a provision with respect to matters described in this item 5 in an amount that UBS believes to be appropriate under the applicable accounting standard. The ultimate exposure will depend on client requests and the resolution thereof, factors that are difficult to predict and assess. Hence, as in the case of other matters for which we have established provisions, the future outflow of resources in respect of such matters cannot be determined with certainty based on currently available information and accordingly may ultimately prove to be substantially greater (or may be less) than the provision that we have recognized.

## Note 16 Supplemental guarantor information required under SEC regulations

### Joint liability of UBS Switzerland AG

In 2015, the Personal & Corporate Banking and Wealth Management businesses booked in Switzerland were transferred from UBS AG to UBS Switzerland AG through an asset transfer in accordance with the Swiss Merger Act. Under the terms of the asset transfer agreement, UBS Switzerland AG assumed joint liability for contractual obligations of UBS AG existing on the asset transfer date, including the full and unconditional guarantee of certain registered debt securities issued by UBS AG. To reflect this joint liability, UBS Switzerland AG is presented in a separate column as a subsidiary co-guarantor.

The joint liability of UBS Switzerland AG for contractual obligations of UBS AG decreased in the first half of 2023 by USD 0.8bn to USD 3.5bn as of 30 June 2023. The decrease substantially relates to a combination of contractual maturities, early extinguishments, fair value movements and foreign currency effects.

### Supplemental guarantor information

The following tables provide supplemental guarantor information that is required under SEC regulations.

#### Supplemental guarantor consolidated income statement

<i>USD m</i>	UBS AG (standalone) <sup>1</sup>	UBS Switzerland AG (standalone) <sup>1</sup>	Other subsidiaries <sup>2</sup>	Elimination entries	UBS AG (consolidated)
For the six months ended 30 June 2023					
Interest income from financial instruments measured at amortized cost and fair value through other comprehensive income	4,911	3,248	4,399	(2,260)	10,298
Interest expense from financial instruments measured at amortized cost	(6,508)	(1,085)	(3,543)	2,675	(8,461)
Net interest income from financial instruments measured at fair value through profit or loss and other	461	343	460	(407)	856
Net interest income	(1,136)	2,506	1,316	8	2,694
Other net income from financial instruments measured at fair value through profit or loss	3,605	505	533	366	5,009
Fee and commission income	1,384	2,557	6,457	(314)	10,083
Fee and commission expense	(345)	(233)	(601)	314	(866)
Net fee and commission income	1,038	2,324	5,855	0	9,217
Other income	2,166	118	527	(2,418)	392
<b>Total revenues</b>	<b>5,673</b>	<b>5,453</b>	<b>8,231</b>	<b>(2,045)</b>	<b>17,313</b>
Credit loss expense / (release)	1	21	29	3	54
Personnel expenses	1,670	1,092	4,983	0	7,745
General and administrative expenses	1,834	1,735	3,216	(1,360)	5,425
Depreciation, amortization and impairment of non-financial assets	427	198	605	(54)	1,176
<b>Operating expenses</b>	<b>3,931</b>	<b>3,025</b>	<b>8,804</b>	<b>(1,414)</b>	<b>14,346</b>
<b>Operating profit / (loss) before tax</b>	<b>1,741</b>	<b>2,407</b>	<b>(602)</b>	<b>(634)</b>	<b>2,912</b>
Tax expense / (benefit)	50	436	241	48	776
Net profit / (loss)	1,691	1,971	(843)	(683)	2,136
Net profit / (loss) attributable to non-controlling interests	0	0	12	0	12
<b>Net profit / (loss) attributable to shareholders</b>	<b>1,691</b>	<b>1,971</b>	<b>(855)</b>	<b>(683)</b>	<b>2,124</b>

<sup>1</sup> Amounts presented for UBS AG standalone and UBS Switzerland AG standalone represent IFRS standalone information. Refer to the UBS AG standalone and UBS Switzerland AG standalone financial statements under "Complementary financial information" at [ubs.com/investors](https://ubs.com/investors) for information prepared in accordance with Swiss GAAP. <sup>2</sup> The "Other subsidiaries" column includes consolidated information for the UBS Americas Holding LLC, UBS Europe SE and UBS Asset Management AG significant sub-groups, as well as standalone information for other subsidiaries.

## Note 16 Supplemental guarantor information required under SEC regulations (continued)

### Supplemental guarantor consolidated statement of comprehensive income

<i>USD m</i>	UBS AG (standalone) <sup>1</sup>	UBS Switzerland AG (standalone) <sup>1</sup>	Other subsidiaries <sup>2</sup>	Elimination entries	UBS AG (consolidated)
For the six months ended 30 June 2023					
<b>Comprehensive income attributable to shareholders</b>					
Net profit / (loss)	1,691	1,971	(855)	(683)	2,124
<b>Other comprehensive income</b>					
<b>Other comprehensive income that may be reclassified to the income statement</b>					
Foreign currency translation, net of tax	10	470	63	(297)	246
Financial assets measured at fair value through other comprehensive income, net of tax	1		1		1
Cash flow hedges, net of tax	40	108	(79)	(5)	64
Cost of hedging, net of tax	6		(1)		6
<b>Total other comprehensive income that may be reclassified to the income statement, net of tax</b>	<b>57</b>	<b>578</b>	<b>(16)</b>	<b>(302)</b>	<b>317</b>
<b>Other comprehensive income that will not be reclassified to the income statement</b>					
Defined benefit plans, net of tax	3	(18)	2		(12)
Own credit on financial liabilities designated at fair value, net of tax	(100)				(100)
<b>Total other comprehensive income that will not be reclassified to the income statement, net of tax</b>	<b>(96)</b>	<b>(18)</b>	<b>2</b>		<b>(112)</b>
<b>Total other comprehensive income</b>	<b>(39)</b>	<b>560</b>	<b>(14)</b>	<b>(302)</b>	<b>206</b>
<b>Total comprehensive income attributable to shareholders</b>	<b>1,652</b>	<b>2,531</b>	<b>(870)</b>	<b>(985)</b>	<b>2,329</b>
Total comprehensive income attributable to non-controlling interests			14		14
<b>Total comprehensive income</b>	<b>1,652</b>	<b>2,531</b>	<b>(856)</b>	<b>(985)</b>	<b>2,343</b>

<sup>1</sup> Amounts presented for UBS AG standalone and UBS Switzerland AG standalone represent IFRS standalone information. Refer to the UBS AG standalone and UBS Switzerland AG standalone financial statements, available under "Complementary financial information" at [ubs.com/investors](https://ubs.com/investors), for information prepared in accordance with Swiss GAAP. <sup>2</sup> The "Other subsidiaries" column includes consolidated information for the UBS Americas Holding LLC, UBS Europe SE and UBS Asset Management AG significant sub-groups, as well as standalone information for other subsidiaries.

## Note 16 Supplemental guarantor information required under SEC regulations (continued)

### Supplemental guarantor consolidated balance sheet

<i>USD m</i>					
As of 30 June 2023	UBS AG (standalone) <sup>1</sup>	UBS Switzerland AG (standalone) <sup>1</sup>	Other subsidiaries <sup>2</sup>	Elimination entries	UBS AG (consolidated)
<b>Assets</b>					
Cash and balances at central banks	41,403	84,668	33,354		159,425
Amounts due from banks	58,247	6,891	16,479	(60,222)	21,395
Receivables from securities financing transactions measured at amortized cost	48,438	827	39,088	(26,375)	61,977
Cash collateral receivables on derivative instruments	36,017	1,832	10,757	(13,538)	35,068
Loans and advances to customers	91,603	239,061	97,024	(30,091)	397,596
Other financial assets measured at amortized cost	23,165	8,674	23,093	(2,753)	52,180
<b>Total financial assets measured at amortized cost</b>	<b>298,872</b>	<b>341,954</b>	<b>219,795</b>	<b>(132,979)</b>	<b>727,642</b>
Financial assets at fair value held for trading	106,625	124	15,466	(1,982)	120,232
<i>of which: assets pledged as collateral that may be sold or repledged by counterparties</i>	<i>45,553</i>	<i>1</i>	<i>7,170</i>	<i>(13,156)</i>	<i>39,568</i>
Derivative financial instruments	122,172	4,810	30,912	(33,849)	124,046
Brokerage receivables	11,314		9,905	0	21,218
Financial assets at fair value not held for trading	53,343	4,255	30,637	(24,522)	63,714
<b>Total financial assets measured at fair value through profit or loss</b>	<b>293,455</b>	<b>9,189</b>	<b>86,919</b>	<b>(60,353)</b>	<b>329,210</b>
<b>Financial assets measured at fair value through other comprehensive income</b>	<b>1,935</b>		<b>282</b>		<b>2,217</b>
Investments in subsidiaries and associates	50,969	34	0	(49,894)	1,109
Property, equipment and software	5,904	1,707	3,847	(265)	11,193
Goodwill and intangible assets	212		6,064	5	6,281
Deferred tax assets	1,752	263	7,479	(83)	9,411
Other non-financial assets	6,354	1,697	1,193	10	9,254
<b>Total assets</b>	<b>659,454</b>	<b>354,843</b>	<b>325,579</b>	<b>(243,558)</b>	<b>1,096,318</b>
<b>Liabilities</b>					
Amounts due to banks	45,557	42,309	60,365	(131,941)	16,290
Payables from securities financing transactions measured at amortized cost	21,049	439	17,170	(26,338)	12,320
Cash collateral payables on derivative instruments	32,431	1,361	11,108	(13,456)	31,445
Customer deposits	97,967	276,512	119,750	27,428	521,657
Funding from UBS Group AG measured at amortized cost	61,445				61,445
Debt issued measured at amortized cost	53,535	9,083	1	(57)	62,561
Other financial liabilities measured at amortized cost	5,598	3,076	6,118	(3,119)	11,673
<b>Total financial liabilities measured at amortized cost</b>	<b>317,581</b>	<b>332,780</b>	<b>214,513</b>	<b>(147,482)</b>	<b>717,392</b>
Financial liabilities at fair value held for trading	30,727	351	6,321	(1,784)	35,616
Derivative financial instruments	125,014	5,316	30,850	(33,813)	127,367
Brokerage payables designated at fair value	29,158		14,204	(4)	43,357
Debt issued designated at fair value	78,084		783	(127)	78,741
Other financial liabilities designated at fair value	20,073		22,163	(10,811)	31,425
<b>Total financial liabilities measured at fair value through profit or loss</b>	<b>283,056</b>	<b>5,667</b>	<b>74,321</b>	<b>(46,539)</b>	<b>316,506</b>
Provisions	1,889	215	1,713	(1)	3,817
Other non-financial liabilities	1,205	1,098	2,943	84	5,330
<b>Total liabilities</b>	<b>603,731</b>	<b>339,760</b>	<b>293,491</b>	<b>(193,938)</b>	<b>1,043,044</b>
<b>Equity attributable to shareholders</b>	<b>55,723</b>	<b>15,083</b>	<b>31,736</b>	<b>(49,620)</b>	<b>52,922</b>
Equity attributable to non-controlling interests			352		352
<b>Total equity</b>	<b>55,723</b>	<b>15,083</b>	<b>32,088</b>	<b>(49,620)</b>	<b>53,274</b>
<b>Total liabilities and equity</b>	<b>659,454</b>	<b>354,843</b>	<b>325,579</b>	<b>(243,558)</b>	<b>1,096,318</b>

<sup>1</sup> Amounts presented for UBS AG standalone and UBS Switzerland AG standalone represent IFRS standalone information. Refer to the UBS AG standalone and UBS Switzerland AG standalone financial statements, available under "Complementary financial information" at [ubs.com/investors](https://ubs.com/investors), for information prepared in accordance with Swiss GAAP. <sup>2</sup> The "Other subsidiaries" column includes consolidated information for the UBS Americas Holding LLC, UBS Europe SE and UBS Asset Management AG significant sub-groups, as well as standalone information for other subsidiaries.

## Note 16 Supplemental guarantor information required under SEC regulations (continued)

### Supplemental guarantor consolidated statement of cash flows

USD m

For the six months ended 30 June 2023

	UBS AG <sup>1</sup>	UBS Switzerland AG <sup>1</sup>	Other subsidiaries <sup>1</sup>	UBS AG (consolidated)
<b>Net cash flow from / (used in) operating activities</b>	(17,054)	699	(2,755)	(19,110)
<b>Cash flow from / (used in) investing activities</b>				
Disposal of subsidiaries, associates and intangible assets <sup>2</sup>	35			35
Purchase of property, equipment and software	(220)	(142)	(307)	(669)
Purchase of financial assets measured at fair value through other comprehensive income	(2,392)		(52)	(2,444)
Disposal and redemption of financial assets measured at fair value through other comprehensive income	2,408		60	2,468
Purchase of debt securities measured at amortized cost	(5,005)	(1,059)	(1,477)	(7,541)
Disposal and redemption of debt securities measured at amortized cost	1,141	1,421	2,097	4,659
<b>Net cash flow from / (used in) investing activities</b>	(4,033)	220	321	(3,492)
<b>Cash flow from / (used in) financing activities</b>				
Net issuance (repayment) of short-term debt measured at amortized cost	5,519	4	32	5,555
Distributions paid on UBS AG shares	(6,000)			(6,000)
Issuance of debt designated at fair value and long-term debt measured at amortized cost <sup>3</sup>	50,162	479	500	51,141
Repayment of debt designated at fair value and long-term debt measured at amortized cost <sup>3</sup>	(43,322)	(645)	(124)	(44,091)
Net cash flows from other financing activities	(124)	0	(118)	(242)
Net activity related to group internal capital transactions and dividends	5,128	(2,944)	(2,185)	0
<b>Net cash flow from / (used in) financing activities</b>	11,363	(3,106)	(1,895)	6,362
<b>Total cash flow</b>				
<b>Cash and cash equivalents at the beginning of the year</b>	63,608	86,232	45,359	195,200
Net cash flow from / (used in) operating, investing and financing activities	(9,724)	(2,187)	(4,329)	(16,239)
Effects of exchange rate differences on cash and cash equivalents	(472)	2,470	2	1,999
<b>Cash and cash equivalents at the end of the period<sup>4</sup></b>	53,412	86,515	41,032	180,959

<sup>1</sup> Cash flows generally represent a third-party view from a UBS AG consolidated perspective, except for Net activity related to group internal capital transactions and dividends. <sup>2</sup> Includes dividends received from associates. <sup>3</sup> Includes funding from UBS Group AG to UBS AG. <sup>4</sup> Consists of balances with an original maturity of three months or less. USD 3,073m were restricted.

## Note 16 Supplemental guarantor information required under SEC regulations (continued)

### Supplemental guarantor consolidated income statement

<i>USD m</i>	UBS AG (standalone) <sup>1</sup>	UBS Switzerland AG (standalone) <sup>1</sup>	Other subsidiaries <sup>2</sup>	Elimination entries	UBS AG (consolidated)
For the six months ended 30 June 2022					
Interest income from financial instruments measured at amortized cost and fair value through other comprehensive income	1,506	1,775	1,638	(393)	4,526
Interest expense from financial instruments measured at amortized cost	(1,629)	(238)	(643)	597	(1,912)
Net interest income from financial instruments measured at fair value through profit or loss and other	557	238	136	(165)	766
Net interest income	434	1,775	1,132	39	3,380
Other net income from financial instruments measured at fair value through profit or loss	2,373	469	468	535	3,845
Fee and commission income	1,634	2,606	7,230	(366)	11,103
Fee and commission expense	(373)	(247)	(678)	363	(934)
Net fee and commission income	1,261	2,359	6,552	(3)	10,169
Other income	3,653	104	1,944	(4,567)	1,135
<b>Total revenues</b>	<b>7,721</b>	<b>4,708</b>	<b>10,095</b>	<b>(3,995)</b>	<b>18,529</b>
Credit loss expense / (release)	(31)	58	(4)	2	25
Personnel expenses	1,782	1,031	5,183	0	7,996
General and administrative expenses	1,642	1,688	2,596	(1,330)	4,597
Depreciation, amortization and impairment of non-financial assets	432	158	366	(55)	900
<b>Operating expenses</b>	<b>3,856</b>	<b>2,877</b>	<b>8,145</b>	<b>(1,385)</b>	<b>13,492</b>
<b>Operating profit / (loss) before tax</b>	<b>3,896</b>	<b>1,774</b>	<b>1,954</b>	<b>(2,612)</b>	<b>5,012</b>
Tax expense / (benefit)	(18)	322	557	165	1,026
Net profit / (loss)	3,914	1,452	1,397	(2,777)	3,986
Net profit / (loss) attributable to non-controlling interests	0	0	18	0	18
<b>Net profit / (loss) attributable to shareholders</b>	<b>3,914</b>	<b>1,452</b>	<b>1,379</b>	<b>(2,777)</b>	<b>3,968</b>

<sup>1</sup> Amounts presented for UBS AG standalone and UBS Switzerland AG standalone represent IFRS standalone information. Refer to the UBS AG standalone and UBS Switzerland AG standalone financial statements under "Complementary financial information" at [ubs.com/investors](https://ubs.com/investors) for information prepared in accordance with Swiss GAAP. <sup>2</sup> The "Other subsidiaries" column includes consolidated information for the UBS Americas Holding LLC, UBS Europe SE and UBS Asset Management AG significant sub-groups, as well as standalone information for other subsidiaries.



## Note 16 Supplemental guarantor information required under SEC regulations (continued)

### Supplemental guarantor consolidated statement of comprehensive income

<i>USD m</i>	UBS				
For the six months ended 30 June 2022	UBS AG (standalone) <sup>1</sup>	Switzerland AG (standalone) <sup>1</sup>	Other subsidiaries <sup>2</sup>	Elimination entries	UBS AG (consolidated)
<b>Comprehensive income attributable to shareholders</b>					
Net profit / (loss)	3,914	1,452	1,379	(2,777)	3,968
<b>Other comprehensive income</b>					
<b>Other comprehensive income that may be reclassified to the income statement</b>					
Foreign currency translation, net of tax	(107)	(688)	(647)	641	(801)
Financial assets measured at fair value through other comprehensive income, net of tax <sup>3</sup>	(6)		10	0	3
Cash flow hedges, net of tax	(1,970)	(889)	(492)	(3)	(3,355)
Cost of hedging, net of tax	98				98
<b>Total other comprehensive income that may be reclassified to the income statement, net of tax</b>	<b>(1,986)</b>	<b>(1,576)</b>	<b>(1,130)</b>	<b>637</b>	<b>(4,055)</b>
<b>Other comprehensive income that will not be reclassified to the income statement</b>					
Defined benefit plans, net of tax	266	(94)	57	0	229
Own credit on financial liabilities designated at fair value, net of tax	693				693
<b>Total other comprehensive income that will not be reclassified to the income statement, net of tax</b>	<b>960</b>	<b>(94)</b>	<b>57</b>	<b>0</b>	<b>922</b>
<b>Total other comprehensive income</b>	<b>(1,027)</b>	<b>(1,671)</b>	<b>(1,073)</b>	<b>637</b>	<b>(3,133)</b>
<b>Total comprehensive income attributable to shareholders</b>	<b>2,888</b>	<b>(219)</b>	<b>307</b>	<b>(2,140)</b>	<b>835</b>
Total comprehensive income attributable to non-controlling interests			9		9
<b>Total comprehensive income</b>	<b>2,888</b>	<b>(219)</b>	<b>316</b>	<b>(2,140)</b>	<b>844</b>

<sup>1</sup> Amounts presented for UBS AG standalone and UBS Switzerland AG standalone represent IFRS standalone information. Refer to the UBS AG standalone and UBS Switzerland AG standalone financial statements, available under "Complementary financial information" at [ubs.com/investors](https://ubs.com/investors), for information prepared in accordance with Swiss GAAP. <sup>2</sup> The "Other subsidiaries" column includes consolidated information for the UBS Americas Holding LLC, UBS Europe SE and UBS Asset Management AG significant sub-groups, as well as standalone information for other subsidiaries. <sup>3</sup> Effective 1 April 2022, a portfolio of assets previously classified as Financial assets measured at fair value through other comprehensive income was reclassified to Other financial assets measured at amortized cost. Refer to Note 10a for more information.

## Note 16 Supplemental guarantor information required under SEC regulations (continued)

### Supplemental guarantor consolidated balance sheet

<i>USD m</i>	UBS				
As of 31 December 2022	UBS AG (standalone) <sup>1</sup>	Switzerland AG (standalone) <sup>1</sup>	Other subsidiaries <sup>2</sup>	Elimination entries	UBS AG (consolidated)
<b>Assets</b>					
Cash and balances at central banks	48,689	84,465	36,291	0	169,445
Amounts due from banks	39,691	6,357	19,063	(50,441)	14,671
Receivables from securities financing transactions measured at amortized cost	51,493	903	34,110	(18,691)	67,814
Cash collateral receivables on derivative instruments	35,594	1,221	10,074	(11,856)	35,033
Loans and advances to customers	90,168	229,861	101,231	(31,233)	390,027
Other financial assets measured at amortized cost	24,005	9,532	21,880	(2,029)	53,389
<b>Total financial assets measured at amortized cost</b>	<b>289,641</b>	<b>332,339</b>	<b>222,649</b>	<b>(114,250)</b>	<b>730,379</b>
Financial assets at fair value held for trading	95,810	173	13,899	(1,848)	108,034
<i>of which: assets pledged as collateral that may be sold or repledged by counterparties</i>	<i>41,056</i>	<i>0</i>	<i>5,578</i>	<i>(9,892)</i>	<i>36,742</i>
Derivative financial instruments	149,447	5,925	35,106	(40,368)	150,109
Brokerage receivables	9,763	0	7,814	0	17,576
Financial assets at fair value not held for trading	45,302	4,354	26,843	(17,091)	59,408
<b>Total financial assets measured at fair value through profit or loss</b>	<b>300,321</b>	<b>10,453</b>	<b>83,661</b>	<b>(59,308)</b>	<b>335,127</b>
<b>Financial assets measured at fair value through other comprehensive income</b>					
Investments in subsidiaries and associates	54,323	33	0	(53,255)	1,101
Property, equipment and software	5,852	1,654	4,077	(267)	11,316
Goodwill and intangible assets	213	0	6,050	5	6,267
Deferred tax assets	1,624	276	7,470	(16)	9,354
Other non-financial assets	6,930	1,768	951	4	9,652
<b>Total assets</b>	<b>660,856</b>	<b>346,522</b>	<b>325,144</b>	<b>(227,087)</b>	<b>1,105,436</b>
<b>Liabilities</b>					
Amounts due to banks	41,395	37,123	51,555	(118,477)	11,596
Payables from securities financing transactions measured at amortized cost	9,425	247	13,303	(18,774)	4,202
Cash collateral payables on derivative instruments	35,528	1,518	11,191	(11,800)	36,436
Customer deposits	98,628	273,316	132,619	22,608	527,171
Funding from UBS Group AG measured at amortized cost	56,147	0	0	0	56,147
Debt issued measured at amortized cost	50,706	8,965	1	(173)	59,499
Other financial liabilities measured at amortized cost	4,903	2,221	5,554	(2,287)	10,391
<b>Total financial liabilities measured at amortized cost</b>	<b>296,733</b>	<b>323,391</b>	<b>214,222</b>	<b>(128,903)</b>	<b>705,442</b>
Financial liabilities at fair value held for trading	25,059	183	5,843	(1,570)	29,515
Derivative financial instruments	153,778	6,177	35,314	(40,363)	154,906
Brokerage payables designated at fair value	32,346	0	12,746	(7)	45,085
Debt issued designated at fair value	71,444	0	508	(110)	71,842
Other financial liabilities designated at fair value	17,888	0	17,074	(2,928)	32,033
<b>Total financial liabilities measured at fair value through profit or loss</b>	<b>300,514</b>	<b>6,360</b>	<b>71,484</b>	<b>(44,977)</b>	<b>333,382</b>
Provisions	1,904	239	1,041	(2)	3,183
Other non-financial liabilities	1,630	1,019	3,742	98	6,489
<b>Total liabilities</b>	<b>600,782</b>	<b>331,009</b>	<b>290,490</b>	<b>(173,785)</b>	<b>1,048,496</b>
<b>Equity attributable to shareholders</b>					
Equity attributable to non-controlling interests	60,075	15,513	34,313	(53,303)	56,598
<b>Total equity</b>	<b>60,075</b>	<b>15,513</b>	<b>34,655</b>	<b>(53,303)</b>	<b>56,940</b>
<b>Total liabilities and equity</b>	<b>660,856</b>	<b>346,522</b>	<b>325,144</b>	<b>(227,087)</b>	<b>1,105,436</b>

<sup>1</sup> Amounts presented for UBS AG standalone and UBS Switzerland AG standalone represent IFRS standalone information. Refer to the UBS AG standalone and UBS Switzerland AG standalone financial statements, available under "Complementary financial information" at [ubs.com/investors](https://ubs.com/investors), for information prepared in accordance with Swiss GAAP. <sup>2</sup> The "Other subsidiaries" column includes consolidated information for the UBS Americas Holding LLC, UBS Europe SE and UBS Asset Management AG significant sub-groups, as well as standalone information for other subsidiaries.

## Note 16 Supplemental guarantor information required under SEC regulations (continued)

### Supplemental guarantor consolidated statement of cash flows

<i>USD m</i>				
For the six months ended 30 June 2022	UBS AG <sup>1</sup>	UBS Switzerland AG <sup>1</sup>	Other subsidiaries <sup>1</sup>	UBS AG (consolidated)
<b>Net cash flow from / (used in) operating activities</b>	13,625	6,134	(3,121)	16,639
<b>Cash flow from / (used in) investing activities</b>				
Disposal of subsidiaries, associates and intangible assets <sup>2</sup>	31		880	911
Purchase of property, equipment and software	(276)	(145)	(275)	(695)
Disposal of property, equipment and software	3	0	0	3
Purchase of financial assets measured at fair value through other comprehensive income	(2,275)		(547)	(2,821)
Disposal and redemption of financial assets measured at fair value through other comprehensive income	1,498		794	2,291
Purchase of debt securities measured at amortized cost	(5,879)	(622)	(1,666)	(8,167)
Disposal and redemption of debt securities measured at amortized cost	2,160	313	1,440	3,914
<b>Net cash flow from / (used in) investing activities</b>	<b>(4,738)</b>	<b>(454)</b>	<b>627</b>	<b>(4,565)</b>
<b>Cash flow from / (used in) financing activities</b>				
Net issuance (repayment) of short-term debt measured at amortized cost	(10,421)	(3)	(16)	(10,440)
Distributions paid on UBS AG shares	(4,200)			(4,200)
Issuance of debt designated at fair value and long-term debt measured at amortized cost <sup>3</sup>	48,258	550	48	48,856
Repayment of debt designated at fair value and long-term debt measured at amortized cost <sup>3</sup>	(35,671)	(385)	(253)	(36,309)
Net cash flows from other financing activities	(130)		(211)	(341)
Net activity related to group internal capital transactions and dividends	4,092	(2,088)	(2,004)	0
<b>Net cash flow from / (used in) financing activities</b>	<b>1,929</b>	<b>(1,926)</b>	<b>(2,436)</b>	<b>(2,433)</b>
<b>Total cash flow</b>				
<b>Cash and cash equivalents at the beginning of the year</b>	57,895	92,799	57,061	207,755
Net cash flow from / (used in) operating, investing and financing activities	10,816	3,755	(4,930)	9,642
Effects of exchange rate differences on cash and cash equivalents	(3,671)	(4,342)	(1,635)	(9,648)
<b>Cash and cash equivalents at the end of the period<sup>4</sup></b>	<b>65,040</b>	<b>92,212</b>	<b>50,496</b>	<b>207,748</b>

<sup>1</sup> Cash flows generally represent a third-party view from a UBS AG consolidated perspective, except for Net activity related to group internal capital transactions and dividends. <sup>2</sup> Includes cash proceeds from the sale of UBS AG's shareholding in its Japanese real estate joint venture, Mitsubishi Corp.-UBS Realty Inc., and dividends received from associates. <sup>3</sup> Includes funding from UBS Group AG to UBS AG. <sup>4</sup> Consists of balances with an original maturity of three months or less. USD 4,434m were restricted.

**REGISTERED OFFICE OF THE ISSUER**

**UBS AG, London Branch**  
5 Broadgate  
London  
EC2M 2QS  
United Kingdom

**ISSUER'S AUDITORS**

**Ernst & Young Ltd**  
Aeschengraben 9  
P.O. Box 2149 CH-4002 Basel  
Switzerland

**LEGAL ADVISERS**

*(as to Singapore law)*

**Allen & Gledhill LLP**  
One Marina Boulevard #28-00  
Singapore 018989

**WARRANT AGENT**

**The Central Depository (Pte) Limited**  
11 North Buona Vista Drive  
#06-07 The Metropolis Tower 2  
Singapore 138589