

Supplemental Listing Document

If you are in any doubt as to any aspect of this document, you should consult your stockbroker or other registered dealer in securities, bank manager, solicitor, accountant or other professional adviser.

Application has been made to the Singapore Exchange Securities Trading Limited (the “**SGX-ST**”) for permission to deal in and for quotation of the Certificates (as defined below). The SGX-ST takes no responsibility for the contents of this document, makes no representation as to its accuracy or completeness and expressly disclaims any liability whatsoever for any loss howsoever arising from or in reliance upon the whole or any part of the contents of this document. Admission to the Official List of the SGX-ST is not to be taken as an indication of the merits of UBS AG, acting through its London branch, the Certificates, or the Company (as defined below).

**15,000,000 European Style Cash Settled Long Certificates relating to
the ordinary H shares of BYD Company Limited
with a Daily Leverage of 5x**

**UBS AG
(Incorporated with limited liability in Switzerland)
acting through its London Branch**

Issue Price: S\$0.65 per Certificate

This document is published for the purpose of obtaining a listing of all the above certificates (the “**Certificates**”) to be issued by UBS AG (the “**Issuer**”) acting through its London branch, and is supplemental to and should be read in conjunction with a base listing document dated 28 June 2021 (the “**Base Listing Document**”), including its supplements and addenda as executed from time to time, for the purpose of giving information with regard to the Issuer and the Certificates. Information relating to the Company (as defined below) is contained in this document.

This document does not constitute or form part of any offer, or invitation, to subscribe for or to sell, or solicitation of any offer to subscribe for or to purchase, Certificates or other securities of the Issuer, nor is it calculated to invite, nor does it permit the making of, offers by the public to subscribe for or purchase for cash or other consideration the Certificates or other securities of the Issuer. Restrictions have been imposed on offers and sales of the Certificates and on distributions of documents relating thereto in the United States, the United Kingdom, the European Economic Area, Singapore and Hong Kong (see “Placing and Sale” contained herein).

The Certificates are complex products. You should exercise caution in relation to them. Investors are warned that the price of the Certificates may fall in value as rapidly as it may rise and holders may sustain a total loss of their investment. The price of the Certificates also depends on the supply and demand for the Certificates in the market and the price at which the Certificates is trading at any time may differ from the underlying valuation of the Certificates because of market inefficiencies. It is not possible to predict the secondary market for the Certificates. Although the

Issuer and/or any of its affiliates may from time to time purchase the Certificates or sell additional Certificates on the market, the Issuer and/or any of its affiliates are not obliged to do so. Investors should also note that there are leveraged risks because the Certificates integrate a leverage mechanism and the Certificates will amplify the movements in the increase, and in the decrease, of the value of the Underlying Stock (as defined below) and if the investment results in a loss, any such loss will be increased by the leverage factor of the Certificates. As such, investors could lose more than they would if they had invested directly in the Underlying Stock.

For the purpose of section 309B(1) of the Securities and Futures Act (Chapter 289 of Singapore) (the "**SFA**"), the Issuer has determined, and hereby notifies all relevant persons (as defined in section 309A of the SFA) that the Certificates are classified as capital markets products other than prescribed capital markets products¹ and Specified Investment Products (SIPs)², and may only be sold to retail investors with enhanced safeguards, including an assessment of such investors' investment knowledge or experience.

Prospective purchasers should therefore ensure that they understand the nature of the Certificates and carefully study the risk factors set out in the Base Listing Document and pages 5 to 10 of this document before they invest in the Certificates.

Application has been made to the SGX-ST for permission to deal in and for quotation of the Certificates and the SGX-ST has agreed in principle to grant permission to deal in and for quotation of the Certificates. It is expected that dealings in the Certificates will commence on or about 15 June 2022.

As at the date hereof, the Issuer's long term credit rating by Standard & Poor's Credit Market Services Europe Limited is A+, by Moody's Deutschland GmbH is Aa3 and by Fitch Ratings Limited is AA-.

The Issuer is regulated by, among others, the Swiss Federal Banking Commission. In the United Kingdom, it is authorised by the Prudential Regulatory Authority and subject to regulation by the Financial Conduct Authority and limited regulation by the Prudential Regulatory Authority.

14 June 2022

¹ As defined in the Securities and Futures (Capital Markets Products) Regulations 2018.

² As defined in the MAS Notice SFA 04-N12: Notice on the Sale of Investment Products and MAS Notice FAA-N16: Notice on Recommendations on Investment Products.

Subject as set out below, the Issuer accepts full responsibility for the accuracy of the information contained in this document and the Base Listing Document in relation to itself and the Certificates. To the best of the knowledge and belief of the Issuer (which has taken all reasonable care to ensure that such is the case), the information contained in this document and the Base Listing Document for which it accepts responsibility (subject as set out below in respect of the information contained herein with regard to the Company) is in accordance with the facts and does not omit anything likely to affect the import of such information. The information with regard to the Company as set out herein is extracted from publicly available information. The Issuer accepts responsibility only for the accurate reproduction of such information. No further or other responsibility or liability in respect of such information is accepted by the Issuer.

No persons have been authorised to give any information or to make any representation save as contained in this document or otherwise authorised by the Issuer in connection with the Certificates and, if given or made, such information or representations must not be relied upon as having been authorised by the Issuer. Neither the delivery of this document nor any sale made hereunder shall under any circumstances create any implication that there has been no change in the affairs of the Issuer or its subsidiaries and associates since the date hereof.

This document does not constitute an offer or solicitation by or on behalf of the Issuer to purchase or subscribe for any of the Certificates. The distribution of this document and the offering of the Certificates may, in certain jurisdictions, be restricted by law. The Issuer requires persons into whose possession this document comes to inform themselves of and observe all such restrictions. In particular, the Certificates have not been, and will not be, registered under the United States Securities Act of 1933, as amended (the “**Securities Act**”). Subject to certain exceptions, Certificates, or interests therein, may not at any time be offered, sold, resold or delivered, directly or indirectly, in the United States or to, or for the account or benefit of, any U.S. person (as defined in Regulation S under the Securities Act) or to others for offering, sale or resale in the United States or to any such U.S. person. Offers and sales of Certificates, or interests therein, in the United States or to U.S. persons would constitute a violation of United States securities laws unless made in compliance with registration requirements of the Securities Act or pursuant to an exemption therefrom. A further description of certain restrictions on offering and sale of the Certificates and distribution of this document is given in the section headed “Placing and Sale” contained herein.

The SGX-ST has made no assessment of, nor taken any responsibility for, the financial soundness of the Issuer or the merits of investing in the Certificates, nor have they verified the accuracy or the truthfulness of statements made or opinions expressed in this document.

The Issuer and/or any of its affiliates may repurchase Certificates at any time on or after the date of issue and any Certificates so repurchased may be offered from time to time in one or more transactions in the over-the-counter market or otherwise at prevailing market prices or in negotiated transactions, at the discretion of the Issuer and/or any of its affiliates. Investors should not therefore make any assumption as to the number of Certificates in issue at any time.

References in this document to the “**Conditions**” shall mean references to the Terms and Conditions of the European Style Cash Settled Long/Short Certificates on Single Equities contained in the Base Listing Document. Terms not defined herein shall have the meanings ascribed thereto in the Conditions.

Table of Contents

	<i>Page</i>
Risk Factors	5
Terms and Conditions of the Certificates	11
Terms and Conditions of the European Style Cash Settled Long/Short Certificates on Single Equities	21
Summary of the Issue	32
Information relating to the European Style Cash Settled Long Certificates on Single Equities	34
Information relating to the Company	49
Information relating to the Designated Market Maker	50
Placing and Sale	52
Supplemental Information relating to the Issuer	57
Supplemental General Information	58
Appendix I	
Appendix II	
Appendix III	

RISK FACTORS

The following risk factors are relevant to the Certificates:-

- (a) investment in Certificates involves substantial risks including market risk, liquidity risk, and the risk that the Issuer will be unable to satisfy its obligations under the Certificates. Investors should ensure that they understand the nature of all these risks before making a decision to invest in the Certificates. You should consider carefully whether Certificates are suitable for you in light of your experience, objectives, financial position and other relevant circumstances. Certificates are not suitable for inexperienced investors;
- (b) the Certificates constitute direct, general and unsecured contractual obligations of the Issuer and if you purchase the Certificates you are relying upon the creditworthiness of the Issuer and have no rights under the Certificates against any other person. In particular, it should be noted that the Issuer issues a large number of financial instruments, including Certificates, on a global basis and, at any given time, the financial instruments outstanding may be substantial. If you purchase the Certificates you are relying upon the creditworthiness of the Issuer and have no rights under the Certificates against the Company which has issued the Underlying Stock (as defined below). The Issuer has substantially no obligation to a Certificate Holder (as defined in the Conditions) other than to pay amounts in accordance with the terms thereof as set forth herein and in the Base Listing Document. The Issuer does not in any respect underwrite or guarantee the performance of any Certificate. Any profit or loss realised by a Certificate Holder in respect of a Certificate upon exercise or otherwise due to changes in the value of such Certificate or the Underlying Stock is solely for the account of such Certificate Holder. In addition, the Issuer shall have the absolute discretion to put in place any hedging transaction or arrangement which it deems appropriate in connection with any Certificate or the Underlying Stock. A reduction in the rating, if any, accorded to outstanding debt securities of the Issuer by any one of its rating agencies could result in a reduction in the trading value of the Certificates;
- (c) since the Certificates relate to the price of the Underlying Stock, certain events relating to the Underlying Stock may cause adverse movements in the value and the price of the Underlying Stock, as a result of which, the Certificate Holders may, in extreme circumstances, sustain a significant loss of their investment if the price of the Underlying Stock has fallen sharply;
- (d) due to their nature, the Certificates can be volatile instruments and may be subject to considerable fluctuations in value. The price of the Certificates may fall in value as rapidly as it may rise due to, including but not limited to, variations in the frequency and magnitude of the changes in the price of the Underlying Stock, the time remaining to expiry and the creditworthiness of the Issuer;
- (e) fluctuations in the price of the Underlying Stock will affect the price of the Certificates but not necessarily in the same magnitude and direction, therefore, prospective investors intending to purchase Certificates to hedge their market risk associated with investing in the Underlying Stock which may be specified herein, should recognise the complexities of utilising the Certificates in this manner;
- (f) a Certificate Holder must tender a specified number of Certificates at any one time in order to exercise. Thus, Certificate Holders with fewer than the specified minimum number of Certificates in a particular series will either have to sell their Certificates or purchase additional Certificates, incurring transactions costs in each case, in order to realise their investment;

- (g) if, whilst any of the Certificates remain unexercised, trading in the Underlying Stock is suspended or halted on the relevant stock exchange, trading in the Certificates may be suspended for a similar period;
- (h) investors should note that the Issuer's obligations to pay amounts in accordance with the terms thereof as set forth herein shall be discharged by delivery of the aggregate Cash Settlement Amount (if positive) to all Certificate Holders in accordance with the agreement with the Warrant Agent;
- (i) investors should note that in the event of there being a Market Disruption Event (as defined in the Conditions) determination or payment of the Cash Settlement Amount (as defined in the Conditions) may be delayed, all as more fully described in the Conditions;
- (j) certain events relating to the Underlying Stock require or, as the case may be, permit the Issuer to make certain adjustments or amendments to the Conditions;
- (k) the Certificates are only exercisable on the expiry date and may not be exercised by Certificate Holders prior to such expiry date. Accordingly, if on such expiry date the Cash Settlement Amount is zero, a Certificate Holder will lose the value of his investment;
- (l) the total return on an investment in any Certificate may be affected by the Hedging Fee Factor (as defined below), Management Fee (as defined below) and Gap Premium (as defined below);
- (m) investors holding their position overnight should note that they would be required to bear the annualised cost which consists of the Management Fee and Gap Premium, which are calculated daily and applied to the value of the Certificates, as well as certain costs embedded within the Leverage Strategy (as described below) including the Funding Cost (as defined below) and the Rebalancing Cost (as defined below);
- (n) investors should note that there may be an exchange rate risk where the Cash Settlement Amount may be converted from a foreign currency into Singapore dollars. Exchange rates between currencies are determined by forces of supply and demand in the foreign exchange markets. These forces are, in turn, affected by factors such as international balances of payments and other economic and financial conditions, government intervention in currency markets and currency trading speculation. Fluctuations in foreign exchange rates, foreign political and economic developments, and the imposition of exchange controls or other foreign governmental laws or restrictions applicable to such investments may affect the foreign currency market price and the exchange rate-adjusted equivalent price of the Certificates. Fluctuations in the exchange rate of any one currency may be offset by fluctuations in the exchange rate of other relevant currencies;
- (o) investors should note that there are leveraged risks because the Certificates integrate a leverage mechanism and the Certificates will amplify the movements in the increase, and in the decrease, of the value of the Underlying Stock and if the investment results in a loss, any such loss will be increased by the leverage factor of the Certificates. As such, investors could lose more than they would if they had invested directly in the Underlying Stock;
- (p) when held for longer than a day, the performance of the Certificates could be more or less than the leverage factor that is embedded within the Certificates. The performance of the Certificates each day is locked in, and any subsequent returns are based on what was achieved the previous day. This process, referred to as compounding, may lead to a performance difference from 5 times the performance of the Underlying Stock over a period longer than one day. This difference may be amplified in a volatile market with a sideways

trend, where market movements are not clear in direction, whereby investors may sustain substantial losses;

- (q) the Air Bag Mechanism (as defined below) is triggered only when the Underlying Stock is calculated or traded, which may not be during the trading hours of the Relevant Stock Exchange for the Certificates (as defined below);
- (r) investors should note that the Air Bag Mechanism reduces the impact on the Leverage Strategy if the Underlying Stock falls further, but will also maintain a reduced exposure to the Underlying Stock in the event the Underlying Stock starts to rise after the Air Bag Mechanism is triggered, thereby reducing its ability to recoup losses;
- (s) there is no assurance that the Air Bag Mechanism will prevent investors from losing the entire value of their investment, in the event of (i) an overnight fall in the Underlying Stock, where there is a 20% or greater gap between the previous day closing price and the opening price of the Underlying Stock the following day, as the Air Bag Mechanism will only be triggered when market opens the following day or (ii) a sharp intraday fall in the Underlying Stock of 20% or greater during the observation period compared to the reference price, being: (a) if air bag event has not been previously triggered on the same day, the previous closing price of the Underlying Stock, or (b) if one or more air bag events have been previously triggered on the same day, the latest new observed price. Investors may refer to pages 42 to 43 of this document for more information;
- (t) certain events may, pursuant to the terms and conditions of the Certificates, trigger (A) the implementation of methods of adjustment or (B) the early termination of the Certificates. The Issuer will give the investors reasonable notice of any early termination. If the Issuer terminates the Certificates early, then the Issuer will, if and to the extent permitted by applicable law, pay an amount to each Certificate Holder in respect of each Certificate held by such holder equal to the fair market value of the Certificate less the cost to the Issuer of unwinding any underlying related hedging arrangements, all as determined by the Issuer in its sole and absolute discretion. The performance of this commitment shall depend on (A) general market conditions and (B) the liquidity conditions of the underlying instrument(s) and, as the case may be, of any other hedging transactions. Investors should note that the amount repaid by the Issuer may be less than the amount initially invested. Investors may refer to Condition 13 on pages 29 to 30 of this document for more information;
- (u) investors should note that it is not possible to predict the price at which the Certificates will trade in the secondary market or whether such market will be liquid or illiquid. To the extent Certificates of a particular issue are exercised, the number of Certificates of such issue outstanding will decrease, resulting in a diminished liquidity for the remaining Certificates of such issue. A decrease in the liquidity of an issue of Certificates may cause, in turn, an increase in the volatility associated with the price of such issue of Certificates. The Issuer may, but is not obligated to, at any time, purchase Certificates at any price in the open market or by tender or private agreement. Any Certificates so purchased may be held or resold or surrendered for cancellation. To the extent that an issue of Certificates becomes illiquid, an investor may have to exercise such Certificates to realise value;
- (v) two or more risk factors may simultaneously have an effect on the value of a Certificate such that the effect of any individual risk factor may not be predicted. No assurance can be given as to the effect any combination of risk factors may have on the value of a Certificate;
- (w) investors should note that they may be required to pay stamp taxes or other documentary charges in accordance with the laws and practices of the country where the Certificates are

transferred. Investors who are in any doubt as to their tax position should consult their own independent tax advisers. In addition, investors should be aware that tax regulations and their application by the relevant taxation authorities change from time to time. Accordingly, it is not possible to predict the precise tax treatment which will apply at any given time. Investors should refer to the Taxation Section in the Base Listing Document;

- (x) investors should note that the Issuer may enter into discount, commission or fee arrangements with brokers and/or any of its subsidiaries or affiliates with respect to the primary or secondary market in the Certificates. The arrangements may result in the benefit to investors in Certificates buying and selling Certificates through nominated brokers by reducing or eliminating the commission payable by such Certificate Holders. In the event that the commission payable by Certificate Holders is eliminated, fee arrangements between the Issuer and brokers and/or any of its subsidiaries or affiliates will continue to apply. Investors in the Certificates should note that any brokers with whom the Issuer has a commission arrangement does not, and cannot be expected to, deal exclusively in the Certificates, therefore any broker and/or any of its subsidiaries or affiliates may from time to time engage in transactions involving the Underlying Stock and/or structured products of other issuers over the Underlying Stock as the Certificates for their proprietary accounts and/or accounts of their clients. The fact that the same broker may deal simultaneously for different clients in competing products in the market place may affect the value of the Certificates and present certain conflicts of interests;
- (y) various potential and actual conflicts of interest may arise from the overall activities of the Issuer and any of its subsidiaries and affiliates.

The Issuer and any of its subsidiaries and affiliates are diversified financial institutions with relationships in countries around the world. These entities engage in a wide range of commercial and investment banking, brokerage, funds management, hedging transactions and investment and other activities for their own account or the account of others. In addition, the Issuer and any of its subsidiaries and affiliates, in connection with their other business activities, may possess or acquire material information about the Underlying Stock. Such activities and information may involve or otherwise affect issuers of the Underlying Stock in a manner that may cause consequences adverse to the Certificate Holders or otherwise create conflicts of interests in connection with the issue of Certificates by the Issuer. Such actions and conflicts may include, without limitation, the exercise of voting power, the purchase and sale of securities, financial advisory relationships and exercise of creditor rights. The Issuer and any of its subsidiaries and affiliates have no obligation to disclose such information about the Underlying Stock or such activities. The Issuer and any of its subsidiaries and affiliates and their officers and directors may engage in any such activities without regard to the issue of Certificates by the Issuer or the effect that such activities may directly or indirectly have on any Certificate;

- (z) in the ordinary course of their business, including without limitation in connection with the Issuer or its appointed designated market maker's market making activities, the Issuer and any of its respective subsidiaries and affiliates may effect transactions for their own account or for the account of their customers and hold long or short positions in the Underlying Stock and/or related derivatives. In addition, in connection with the offering of any Certificates, the Issuer and any of its respective subsidiaries and affiliates may enter into one or more hedging transactions with respect to the Underlying Stock and/or related derivatives. In connection with such hedging or market-making activities or with respect to proprietary or other trading activities by the Issuer and any of its respective subsidiaries and its affiliates, the Issuer and any of its respective subsidiaries and affiliates may enter into transactions in the Underlying

Stock and/or related derivatives which may affect the market price, liquidity or value of the Certificates and which may affect the interests of Certificate Holders;

- (aa) the value of the Certificates depends on the Leverage Strategy performance built in the Certificate. The Calculation Agent will make the Leverage Strategy last closing level and a calculation tool available to the investors on a website;
- (bb) certain risks relating to the Issuer's operating environment and strategy, including those as set out in Appendix 2 of the Base Listing Document, may impact the Issuer's ability to execute its strategy and directly affect its business activities, financial condition, results of operations and prospects. As a broad-based international financial services firm, the Issuer is inherently exposed to risks that become apparent only with the benefit of hindsight, risks of which it is not presently aware or which it currently does not consider to be material could also materially affect its business activities, financial condition, results of operations and prospects. The sequence in which the risk factors are set out in Appendix 2 of the Base Listing Document is not indicative of their likelihood of occurrence or the potential magnitude of their financial consequences;
- (cc) as the Certificates are represented by a global warrant certificate which will be deposited with The Central Depository (Pte) Limited ("**CDP**"):-
 - (i) investors should note that no definitive certificate will be issued in relation to the Certificates;
 - (ii) there will be no register of Certificate Holders and each person who is for the time being shown in the records maintained by CDP as entitled to a particular number of Certificates by way of interest (to the extent of such number) in the global warrant certificate in respect of those Certificates represented thereby shall be treated as the holder of such number of Certificates;
 - (iii) investors will need to rely on any statements received from their brokers/custodians as evidence of their interest in the Certificates; and
 - (iv) notices to such Certificate Holders will be published on the website of the SGX-ST. Investors will need to check the website of the SGX-ST regularly and/or rely on their brokers/custodians to obtain such notices;
- (dd) Generally, investing in the Certificates may involve risks related to the discontinuance, changes or adjustments to benchmarks generally

Discontinuance of, or changes to, benchmarks may require adjustments to the Issuer's agreements, systems and processes. The interbank offered rate(s) ("**IBOR**") and other interest rate, equity, commodity, foreign exchange and other types of indices which are deemed to be "benchmarks", are the subject of national, international and other regulatory guidance and proposals for reform. Some of these reforms are already effective whilst others are still to be or may be implemented. These reforms may cause such benchmarks to perform differently than in the past, to disappear entirely, or have other consequences which cannot be predicted. Any such consequence could have a material adverse effect on any Certificates referencing such a benchmark. Investors should consult their own independent advisers and make their own assessment about the potential risks or any of the international or national reforms in making any investment decision with respect to any Certificates referencing a benchmark; and

- (ee) Specifically, the reform of HIBOR may adversely affect the value of the Certificates

The Hong Kong Inter-bank Offered Rate (“**HIBOR**”) benchmark is referenced in the Leverage Strategy.

It is not possible to predict with certainty whether, and to what extent, HIBOR will continue to be supported going forwards. This may cause HIBOR to perform differently than they have done in the past, and may have other consequences which cannot be predicted. Such factors may have (without limitation) the following effects: (i) discouraging market participants from continuing to administer or contribute to a benchmark; (ii) triggering changes in the rules or methodologies used in the benchmark and/or (iii) leading to the disappearance of the benchmark. Any of the above changes or any other consequential changes as a result of international or national reforms or other initiatives or investigations, could have a material adverse effect on the value of and return on the Certificates.

In addition, the occurrence of a modification or cessation of HIBOR may cause adjustment of the Certificates which may include selecting one or more successor benchmarks and making related adjustments to the Certificates, including if applicable to reflect increased costs.

The Calculation Agent may make adjustments as it may determine appropriate if any of the following circumstances occurs or may occur: (1) HIBOR is materially changed or cancelled or (2)(i) the relevant authorisation, registration, recognition, endorsement, equivalence decision or approval in respect of the benchmark or the administrator or sponsor of the benchmark is not obtained, (ii) an application for authorisation, registration, recognition, endorsement, equivalence decision, approval or inclusion in any official register is rejected or (iii) any authorisation, registration, recognition, endorsement, equivalence decision or approval is suspended or inclusion in any official register is withdrawn.

Investors should consult their own independent advisers and make their own assessment about the potential risks imposed by any of the international or national reforms in making any investment decision with respect to any Certificate.

TERMS AND CONDITIONS OF THE CERTIFICATES

The following are the terms and conditions of the Certificates and should be read in conjunction with, and are qualified by reference to, the other information set out in this document and the Base Listing Document.

The Conditions are set out in the section headed “Terms and Conditions of the European Style Cash Settled Long/Short Certificates on Single Equities” in the Base Listing Document. For the purposes of the Conditions, the following terms shall have the following meanings:

Certificates:	15,000,000 European Style Cash Settled Long Certificates relating to the ordinary H shares of BYD Company Limited (the “ Underlying Stock ” or the “ Underlying ”)
ISIN:	CH1169124174
Company:	BYD Company Limited (RIC: 1211.HK)
Underlying Price ³ and Source:	HK\$303.80 (Bloomberg)
Calculation Agent:	UBS AG acting through its London Branch
Strike Level:	Zero
Daily Leverage:	5x (within the Leverage Strategy as described below)
Notional Amount per Certificate:	SGD 0.65
Management Fee (p.a.) ⁴ :	0.40%
Gap Premium (p.a.) ⁵ :	6.90%, is a hedging cost against extreme market movements overnight.
Funding Cost ⁶ :	The annualised costs of funding, referencing a publically published interbank offered rate plus spread.
Rebalancing Cost ⁶ :	The transaction costs (if applicable), computed as a function of leverage and daily performance of the Underlying Stock.
Launch Date:	7 June 2022
Closing Date:	14 June 2022

³ These figures are calculated as at, and based on information available to the Issuer on or about 14 June 2022. The Issuer is not obliged, and undertakes no responsibility to any person, to update or inform any person of any changes to the figures after 14 June 2022.

⁴ Please note that the Management Fee is calculated on a 360-day basis and may be increased up to a maximum of 3% p.a. on giving one month’s notice to investors. Any increase in the Management Fee will be announced on the SGXNET. Please refer to “Fees and Charges” below for further details of the fees and charges payable and the maximum of such fees as well as other ongoing expenses that may be borne by the Certificates.

⁵ Please note that the Gap Premium is calculated on a 360-day basis.

⁶ These costs are embedded within the Leverage Strategy.

Expected Listing Date:	15 June 2022
Last Trading Date:	The date falling 5 Business Days immediately preceding the Expiry Date, currently being 23 April 2025
Expiry Date:	30 April 2025 (if the Expiry Date is not a Business Day, then the Expiry Date shall fall on the preceding Business Day and subject to adjustment of the Valuation Date upon the occurrence of Market Disruption Events as set out in the Conditions of the Certificates)
Board Lot:	100 Certificates
Valuation Date:	29 April 2025 or if such day is not an Exchange Business Day, the immediately preceding Exchange Business Day.
Exercise:	The Certificates may only be exercised on the Expiry Date or if the Expiry Date is not a Business Day, the immediately preceding Business Day, in a Board Lot or integral multiples thereof. Certificate Holders shall not be required to deliver an exercise notice. Exercise of Certificates shall be determined by whether the Cash Settlement Amount (less any Exercise Expenses) is positive. If the Cash Settlement Amount (less any Exercise Expenses) is positive, all Certificates shall be deemed to have been automatically exercised at 5:00 p.m. (Singapore time) on the Expiry Date or if the Expiry Date is not a Business Day, the immediately preceding Business Day. The Cash Settlement Amount less the Exercise Expenses in respect of the Certificates shall be paid in the manner set out in Condition 4(c) of the Conditions. In the event the Cash Settlement Amount (less any Exercise Expenses) is zero, all Certificates shall be deemed to have expired at 5:00 p.m. (Singapore time) on the Expiry Date or if the Expiry Date is not a Business Day, the immediately preceding Business Day, and Certificate Holders shall not be entitled to receive any payment from the Issuer in respect of the Certificates.
Cash Settlement Amount:	In respect of each Certificate, shall be an amount (if positive) payable in the Settlement Currency equal to: Closing Level multiplied by the Notional Amount per Certificate Please refer to the "Information relating to the European Style Cash Settled Long Certificates on Single Equities" section on pages 34 to 48 of this document for examples and illustrations of the calculation of the Cash Settlement Amount.
Hedging Fee Factor:	In respect of each Certificate, shall be an amount calculated as: Product (for t from Expected Listing Date to Valuation Date) of $(1 - \text{Management Fee} \times (\text{ACT}(t-1;t) \div 360)) \times (1 - \text{Gap Premium}(t-1) \times (\text{ACT}(t-1;t) \div 360))$, where: "t" refers to " Observation Date " which means each Underlying Stock Business Day (subject to Market Disruption Event) from (and

including) the Underlying Stock Business Day immediately preceding the Expected Listing Date to the Valuation Date; and

ACT (t-1;t) means the number of calendar days between the Underlying Stock Business Day immediately preceding the Observation Date (which is “t-1”) (included) and the Observation Date (which is “t”) (excluded).

An “**Underlying Stock Business Day**” is a day on which The Stock Exchange of Hong Kong Limited (the “**HKEX**”) is open for dealings in Hong Kong during its normal trading hours and banks are open for business in Hong Kong.

Please refer to the “Information relating to the European Style Cash Settled Long Certificates on Single Equities” section on pages 34 to 48 of this document for examples and illustrations of the calculation of the Hedging Fee Factor.

Closing Level: In respect of each Certificate, shall be an amount payable in the Settlement Currency equal to:

$$\left(\frac{\text{Final Reference Level} \times \text{Final Exchange Rate}}{\text{Initial Reference Level} \times \text{Initial Exchange Rate}} - \text{Strike Level} \right) \times \text{Hedging Fee Factor}$$

Initial Reference Level: 1,000

Final Reference Level: The closing level of the Leverage Strategy (as described below) on the Valuation Date

The calculation of the closing level of the Leverage Strategy is set out in the “Specific Definitions relating to the Leverage Strategy” section on pages 15 to 20 below.

Initial Exchange Rate³: 0.1770393442

Final Exchange Rate: The rate for the conversion of HKD to SGD as at 5:00pm (Singapore Time) on the Valuation Date as shown on Reuters, provided that if the Reuters service ceases to display such information, as determined by the Issuer by reference to such source(s) as the Issuer may reasonably determine to be appropriate at such a time.

Air Bag Mechanism: The “**Air Bag Mechanism**” refers to the mechanism built in the Leverage Strategy and which is designed to reduce the Leverage Strategy exposure to the Underlying Stock during extreme market conditions. If the Underlying Stock falls by 15% or more (“**Air Bag Trigger Price**”) during the trading day (which represents approximately 75% loss after a 5 times leverage), the Air Bag Mechanism is triggered and the Leverage Strategy is adjusted intra-day. The Air Bag Mechanism reduces the impact on the Leverage Strategy if the Underlying Stock falls further, but will also maintain a reduced exposure to the Underlying Stock in the event the Underlying Stock starts to rise after the Air Bag Mechanism is triggered, thereby reducing its ability to recoup losses.

Trading of Certificates is suspended for at least 30 minutes of continuous trading after the Air Bag is triggered. The resumption of trading is subject further to SGX-ST's requirements, including at least 30 minutes from the time of publication of an announcement on the exchange in respect of the Air Bag Mechanism being triggered, and at least 15 minutes after the SGX-ST grants an approval to resume trading, whichever is later, rounded to the next quarter of an hour.

The Leverage Strategy is floored at 0 and the Certificates cannot be valued below zero.

Please refer to the "Air Bag Mechanism" section on pages 19 to 20 below and the "Description of Air Bag Mechanism" section on pages 40 to 41 of this document for further information of the Air Bag Mechanism.

Adjustments and Extraordinary Events:	The Issuer has the right to make adjustments to the terms of the Certificates if certain events, including any capitalisation issue, rights issue, extraordinary distributions, merger, delisting, insolvency (as more specifically set out in the terms and conditions of the Certificates) occur in respect of the Underlying Stock. For the avoidance of doubt, no notice will be given if the Issuer determines that adjustments will not be made.
Underlying Stock Currency:	Hong Kong Dollar ("HKD")
Settlement Currency:	Singapore Dollar ("SGD")
Exercise Expenses:	Certificate Holders will be required to pay all charges which are incurred in respect of the exercise of the Certificates.
Relevant Stock Exchange for the Certificates:	The Singapore Exchange Securities Trading Limited ("SGX-ST")
Relevant Stock Exchange for the Underlying Stock:	HKEX
Business Day and Exchange Business Day:	<p>A "Business Day" is a day (excluding Saturdays, Sundays and public holidays) on which the SGX-ST is open for dealings in Singapore during its normal trading hours and banks are open for business in Singapore.</p> <p>An "Exchange Business Day" is a day on which the SGX-ST and the HKEX are open for dealings in Singapore and Hong Kong respectively during its normal trading hours and banks are open for business in Singapore and Hong Kong.</p>
Warrant Agent:	The Central Depository (Pte) Limited ("CDP")
Clearing System:	CDP

Fees and Charges: Normal transaction and brokerage fees shall apply to the trading of the Certificates on the SGX-ST. Investors should note that they may be required to pay stamp taxes or other documentary charges in accordance with the laws and practices of the country where the Certificates are transferred. Investors who are in any doubt as to their tax position should consult their own independent tax advisers. In addition, investors should be aware that tax regulations and their application by the relevant taxation authorities change from time to time. Accordingly, it is not possible to predict the precise tax treatment which will apply at any given time.

Investors holding position overnight would also be required to bear the Management Fee and Gap Premium, which are calculated daily and applied to the value of the Certificates, as well as certain costs embedded within the Leverage Strategy including the Funding Cost and the Rebalancing Cost. The Management Fee may be increased up to a maximum of 3% p.a. on giving one month's notice to investors in accordance with the terms and conditions of the Certificates. Any increase in the Management Fee will be announced on the SGXNET.

Further Information: Please refer to the website at <http://dlc.ubs.com> for more information on the theoretical closing price of the Certificates on the previous trading day, the closing price of the Underlying Stock on the previous trading day, the Air Bag Trigger Price for each trading day and the Management Fee and Gap Premium.

In addition, the Conditions have been modified as follows:

1. Condition 1(a)(i) is deleted and replaced with the following:
 - “(i) a master instrument by way of deed poll (the "**Master Instrument**") dated 7 January 2022, made by UBS AG (the "**Issuer**") acting through its London Branch; and”
2. All references to “Instrument” appearing therein are deleted and substituted with the word “Master Instrument”.

Specific Definitions relating to the Leverage Strategy

Description of the Leverage Strategy

The Leverage Strategy is designed to track a 5 times daily leveraged exposure to the Underlying Stock.

At the end of each trading day of the Underlying Stock, the exposure of the Leverage Strategy to the Underlying Stock is reset within the Leverage Strategy in order to retain a daily leverage of 5 times the performance of the Underlying Stock (excluding costs) regardless of the performance of the Underlying Stock on the preceding day. This mechanism is referred to as the Daily Reset.

The Leverage Strategy incorporates an air bag mechanism which is designed to reduce exposure to the Underlying Stock during extreme market conditions, as further described below.

Leverage Strategy Formula

LSL_t means, the Leverage Strategy Level as at the Leverage Reset Time (t), calculated in accordance with the following formulae:

On Leverage Reset Time (1):

$$LSL_1 = 1000$$

On each subsequent Leverage Reset Time (t):

$$LSL_t = \text{Max}\left[LSL_{r(t)} \times \left(1 + LR_{r(t),t} - FC_{r(t),t} - RC_{r(t),t}\right), 0\right]$$

Leverage Reset Time (t) means
 1) the scheduled closing time for the Relevant Stock Exchange for the Underlying Stock (or any successor thereto) on any Observation Date; and
 2) end of any Intraday Restrike Event Observation Period.

Leverage Reset Time (1) is the scheduled close for the Relevant Stock Exchange for the Underlying Stock on Issue Date.

Leverage Reset Time r(t) means the Leverage Reset Time immediately preceding the Leverage Reset Time (t).

LR_{r(t),t} means the Leveraged Return of the Underlying Stock between Leverage Reset Time r(t) and Leverage Reset Time (t), calculated as follows:

$$LR_{r(t),t} = \text{Leverage} \times \left(\frac{S_t}{S_{r(t)} \times Rfactor_t} - 1 \right)$$

FC_{r(t),t} means, the Funding Cost between the Leverage Reset Time r(t) (included) and the Leverage Reset Time (t) (excluded) calculated as follows:

If the Leverage Reset Time r(t) is at the scheduled closing time for the Relevant Stock Exchange for the Underlying Stock (or any successor thereto) on any Observation Date,

$$FC_{r(t),t} = (\text{Leverage} - 1) \times \frac{\text{Rate}_{r(t)} \times \text{ACT}(r(t), t)}{\text{DayCountBasisRate}}$$

Otherwise, $FC_{r(t),t} = 0$

RC_{r(t),t} means the Rebalancing Cost of the Leverage Strategy as at Leverage Reset Time (t), calculated as follows:

$$RC_{r(t),t} = \text{Leverage} \times (\text{Leverage} - 1) \times \left(\left| \frac{S_t}{S_{r(t)} \times Rfactor_t} - 1 \right| \right) \times \text{TC}$$

TC	<p>means the Transaction Costs applicable as determined by the Calculation Agent (including Stamp Duty and any other applicable taxes, levies and costs which may be levied on the stock transactions on the Relevant Stock Exchange for the Underlying Stock by the applicable regulatory authorities from time to time) that are currently equal to :</p> <p>0.13%</p> <p>“Stamp Duty” refers to the applicable rate of stamp duty on the stock transactions in the jurisdiction of the Relevant Stock Exchange for the Underlying Stock, which may be changed by the applicable regulatory authorities from time to time.</p>
Leverage	5
S_t	<p>means the Underlying Stock Price as of Leverage Reset Time (t) computed as follows, subject to the adjustments and provisions of the Conditions:</p> <p>If the Leverage Reset Time (t) is at the scheduled closing time for the Relevant Stock Exchange for the Underlying Stock (or any successor thereto) on any Observation Date,</p> <p>S_t is the Closing Price of the Underlying Stock as of such Observation Date.</p> <p>Otherwise,</p> <p>S_t is the lowest price of the Underlying Stock during the respective Intraday Restrike Observation Period.</p>
Rfactor_t	<p>means an amount determined by the Calculation Agent, according to the following formula, subject to the adjustments and provisions of the Conditions:</p> <p>If in respect of the Leverage Reset Time (t), the immediately preceding Leverage Reset Time r(t) is at the scheduled closing time for the Relevant Stock Exchange for the Underlying Stock (or any successor thereto) on any Observation Date,</p> $\text{Rfactor}_t = 1 - \frac{\text{Div}_t}{S_{r(t)}}$ <p>Otherwise,</p> $\text{Rfactor}_t = 1$ <p>Where</p> <p>Div_t is the dividend to be paid out in respect of the Underlying Stock on the Observation Date of the Leverage Reset Time (t) if such Observation Date is an ex-dividend date, otherwise is zero. The dividend shall be considered net of any applicable withholding taxes.</p>
Rate_t	<p>means, in respect of the Observation Date of Leverage Reset Time (t), a rate calculated as of such day in accordance with the following formula:</p> $\text{Rate}_t = \text{CashRate}_t + \% \text{SpreadLevel}_t$

- CashRate_t** means, in respect of the Observation Date of the Leverage Reset Time (t), the Overnight HKD Hong Kong Interbank Offered Rate (HIBOR) Fixing, as published on Reuters RIC H1HKDOND= or any successor page, being the rate as of day (t), provided that if any of such rate is not available, then that rate shall be determined by reference to the latest available rate that was published on the relevant Reuters page. Upon the occurrence or likely occurrence, as determined by the Calculation Agent, of a Benchmark Event, the Calculation Agent may make adjustments as it may determine appropriate to account for the relevant event or circumstance, including but not limited to using any alternative rates from such date, with or without retroactive effect as the Calculation Agent may in its sole and absolute discretion determine.
- %SpreadLevel_t** means, in respect of the Observation Date of the Leverage Reset Time (t), a rate which shall be determined with respect to such Valuation Date(t) by the Calculation Agent as the difference between (1) the 12-month HKD Hong Kong Interbank Offered Rate (HIBOR) Fixing, as published on Reuters RIC H1HKD1YD= and (2) Overnight HKD Hong Kong Interbank Offered Rate (HIBOR) Fixing, as published on Reuters RIC H1HKDOND= or any successor page, each being the rate as of day (t), provided that if any of such rates is not available, then that rate shall be determined by reference to the latest available rate that was published on the relevant Reuters page. Upon the occurrence or likely occurrence, as determined by the Calculation Agent, of a Benchmark Event, the Calculation Agent may make adjustments as it may determine appropriate to account for the relevant event or circumstance, including but not limited to using any alternative rates from such date, with or without retroactive effect as the Calculation Agent may in its sole and absolute discretion determine.
- Provided that if such difference is negative, **%SpreadLevel_t** should be 0%.
- Benchmark Event** means:
- (a) the relevant reference rate has ceased to be published on the relevant screen page as a result of such benchmark ceasing to be calculated or administered; or
 - (b) a public statement by the administrator of the relevant reference rate that (in circumstances where no successor administrator has been or will be appointed that will continue publication of such reference rate) it has ceased publishing such reference rate permanently or indefinitely or that it will cease to do so by a specified future date (the "**Specified Future Date**"); or
 - (c) a public statement by the supervisor of the administrator of the relevant reference rate that such reference rate has been or will, by a specified future date (the "**Specified Future Date**"), be permanently or indefinitely discontinued; or
 - (d) a public statement by the supervisor of the administrator of the relevant reference rate as a consequence of which Reference Rate will, by a specified future date (the "**Specified Future Date**"), be

prohibited from being used, or that its use will be subject to restrictions or adverse consequences, either generally or in respect of the Certificates; or

- (e) a public statement by the supervisor of the administrator of the relevant reference rate that, in the view of such supervisor, such reference rate is or will, by a specified future date (the "**Specified Future Date**"), be no longer representative of an underlying market or the methodology to calculate such reference rate has materially changed; or
- (f) it has or will, by a specified date within the following six months, become unlawful for the Calculation Agent or the Issuer to calculate any payments due to be made to any holder of the Certificates using the relevant reference rate (including, without limitation, under the Benchmarks Regulation (EU) 2016/1011, if applicable).

Notwithstanding the subparagraphs above, where the relevant Benchmark Event is a public statement within subparagraphs (b), (c), (d) or (e) above and the Specified Future Date in the public statement is more than six months after the date of that public statement, the Benchmark Event shall not be deemed occur until the date falling six months prior to such Specified Future Date.

ACT(r(t),t) ACT(r(t),t) means the number of calendar days between the Observation Date of the Leverage Reset Time r(t) (included) and the Observation Date of the Leverage Reset Time (t) (excluded).

DayCountBasisRate 365

Air Bag Mechanism

Intraday Restrike Event means in respect of an Observation Date, the decrease at any Calculation Time of the Underlying Stock price by 15% or more compared with the amount of $S_{r(t)} \times Rfactor_t$ where r(t) means the immediately preceding Leverage Reset Time prior to such Calculation Time.

Calculation Time means any time between the TimeReferenceOpening and the TimeReferenceClosing, provided that the relevant data is available to enable the Calculation Agent to determine the Leverage Strategy Level.

TimeReferenceOpening means the scheduled opening time (including pre-opening session) for the Relevant Stock Exchange for the Underlying Stock (or any successor thereto).

TimeReferenceClosing means the scheduled closing time (including closing auction session) for the Relevant Stock Exchange for the Underlying Stock (or any successor thereto).

Intraday Restrike Event Observation Period means in respect of an Intraday Restrike Event, the period starting on and excluding the Intraday Restrike Event Time and finishing on and including the sooner between (1) the time falling 15 minutes of continuous trading after the Intraday Restrike Event Time and (2) the TimeReferenceClosing.

Where, during such period, the Calculation Agent determines that (1) the trading in the Underlying Stock is disrupted or subject to suspension or limitation or (2) the Relevant Stock Exchange for the Underlying Stock is not open for continuous trading, the Intraday Restrike Event Observation Period will be extended to the extent necessary until (1) the trading in the Underlying Stock is no longer disrupted, suspended or limited and (2) the Relevant Stock Exchange for the Underlying Stock is open for continuous trading.

Intraday Restrike Event Time means in respect of an Intraday Restrike Event, the Calculation Time on which such event occurs.

The Conditions set out in the section headed "Terms and Conditions of the European Style Cash Settled Long/Short Certificates on Single Equities" in the Base Listing Document are set out below. This section is qualified in its entirety by reference to the detailed information appearing elsewhere in this document which shall, to the extent so specified or to the extent inconsistent with the relevant Conditions set out below, replace or modify the relevant Conditions for the purpose of the Certificates.

TERMS AND CONDITIONS OF

THE EUROPEAN STYLE CASH SETTLED LONG/SHORT CERTIFICATES ON SINGLE EQUITIES

1. Form, Status, Transfer and Title

- (a) *Form.* The Certificates (which expression shall, unless the context otherwise requires, include any further certificates issued pursuant to Condition 11) are issued subject to and with the benefit of:-
- (i) an instrument by way of deed poll (the "**Instrument**") dated the Closing Date, made by UBS AG (the "**Issuer**") acting through its London Branch; and
 - (ii) a warrant agent agreement (the "**Master Warrant Agent Agreement**" or "**Warrant Agent Agreement**") dated any time on or before the Closing Date, made between the Issuer and the Warrant Agent for the Certificates.

Copies of the Instrument and the Master Warrant Agent Agreement or Warrant Agent Agreement are available for inspection at the specified office of the Warrant Agent.

The Certificate Holders (as defined below) are entitled to the benefit of, are bound by and are deemed to have notice of all the provisions of the Instrument and the Master Warrant Agent Agreement or Warrant Agent Agreement.

- (b) *Status.* The Certificates constitute direct, general and unsecured contractual obligations of the Issuer and rank, and will rank, equally among themselves and *pari passu* with all other present and future unsecured and unsubordinated obligations of the Issuer (save for statutorily preferred exceptions). The Certificates provide for cash settlement on exercise and, in particular, the Certificates will not be secured by any underlying assets. The Certificates do not entitle Certificate Holders to the delivery of any Underlying Stock, are not secured by the Underlying Stock and do not entitle Certificate Holders to any interest in any Underlying Stock.
- (c) *Transfer.* The Certificates are represented by a global warrant certificate ("**Global Warrant**") which will be deposited with The Central Depository (Pte) Limited ("**CDP**"). Certificates in definitive form will not be issued. Transfers of Certificates may be effected only in Board Lots or integral multiples thereof. All transactions in (including transfers of) Certificates, in the open market or otherwise, must be effected through a securities account with CDP. Title will pass upon registration of the transfer in the records maintained by CDP.
- (d) *Title.* Each person who is for the time being shown in the records maintained by CDP as entitled to a particular number of Certificates shall be treated by the Issuer and the Warrant Agent as the holder and absolute owner of such number of Certificates, notwithstanding any notice to the contrary. The expression "**Certificate Holder**" shall be construed accordingly.

2. Certificate Rights and Exercise Expenses

- (a) *Certificate Rights.* Every Certificate entitles each Certificate Holder, upon due exercise and on compliance with Condition 4, to payment by the Issuer of the Cash Settlement Amount (as defined below) (if any) in the manner set out in Condition 4.

The "**Cash Settlement Amount**", in respect of each Certificate, shall be an amount (if positive) payable in the Settlement Currency equal to the Closing Level multiplied by the Notional Amount per Certificate.

The "**Closing Level**", in respect of each Certificate, shall be an amount payable in the Settlement Currency equal to:

$$\left(\frac{\text{Final Reference Level} \times \text{Final Exchange Rate}}{\text{Initial Reference Level} \times \text{Initial Exchange Rate}} - \text{Strike Level} \right) \times \text{Hedging Fee Factor}$$

If the Issuer determines, in its sole discretion, that on the Valuation Date or any Observation Date a Market Disruption Event has occurred, then that Valuation Date or Observation Date shall be postponed until the first succeeding Exchange Business Day or Underlying Stock Business Day, as the case may be, on which there is no Market Disruption Event, unless there is a Market Disruption Event on each of the five Exchange Business Days or Underlying Stock Business Days, as the case may be, immediately following the original date that, but for the Market Disruption Event, would have been a Valuation Date or an Observation Date. In that case:-

(i) that fifth Exchange Business Day or Underlying Stock Business Day, as the case may be, shall be deemed to be the Valuation Date or the Observation Date notwithstanding the Market Disruption Event; and

(ii) the Issuer shall determine the Final Reference Level or the relevant closing level on the basis of its good faith estimate of the Final Reference Level or the relevant closing level that would have prevailed on that fifth Exchange Business Day or Underlying Stock Business Day, as the case may be, but for the Market Disruption Event provided that the Issuer, if applicable, may, but shall not be obliged to, determine such Final Reference Level or the relevant closing level by having regard to the manner in which futures contracts relating to the Underlying Stock are calculated.

"**Market Disruption Event**" means the occurrence or existence of (i) any suspension of trading on the Relevant Stock Exchange of the Underlying Stock requested by the Company if that suspension is, in the determination of the Issuer, material, (ii) any suspension of or limitation imposed on trading (including but not limited to unforeseen circumstances such as by reason of movements in price exceeding limits permitted by the Relevant Stock Exchange or any act of God, war, riot, public disorder, explosion, terrorism or otherwise) on the Relevant Stock Exchange in the Underlying Stock if that suspension or limitation is, in the determination of the Issuer, material, or (iii) the closing of the Relevant Stock Exchange or a disruption to trading on the Relevant Stock Exchange, if that disruption is, in the determination of the Issuer, material as a result of the occurrence of any act of God, war, riot, public disorder, explosion or terrorism.

- (b) *Exercise Expenses.* Certificate Holders will be required to pay all charges which are incurred in respect of the exercise of the Certificates (the "**Exercise Expenses**"). An amount equivalent to the Exercise Expenses will be deducted by the Issuer from the Cash Settlement Amount in accordance with Condition 4. Notwithstanding the foregoing, the Certificate Holders shall account to the Issuer on demand for any Exercise Expenses to the extent that they were not or could not be deducted from the Cash Settlement Amount prior to the date of payment of the Cash Settlement Amount to the Certificate Holders in accordance with Condition 4.
- (c) *No Rights.* The purchase of Certificates does not confer on the Certificate Holders any right (whether in respect of voting, dividend or other distributions in respect of the Underlying Stock or otherwise) which the holder of an Underlying Stock may have.

3. Expiry Date

Unless automatically exercised in accordance with Condition 4(b), the Certificates shall be deemed to expire at 5:00 p.m. (Singapore time) on the Expiry Date or if the Expiry Date is not a Business Day (as defined below), the immediately preceding Business Day.

4. Exercise of Certificates

- (a) *Exercise.* Certificates may only be exercised on the Expiry Date or if the Expiry Date is not a Business Day, the immediately preceding Business Day, in accordance with Condition 4(b).
- (b) *Automatic Exercise.* Certificate Holders shall not be required to deliver an exercise notice. Exercise of Certificates shall be determined by whether the Cash Settlement Amount (less any Exercise Expenses) is positive. If the Cash Settlement Amount (less any Exercise Expenses) is positive, all Certificates shall be deemed to have been automatically exercised at 5:00 p.m. (Singapore time) on the Expiry Date or if the Expiry Date is not a Business Day, the immediately preceding Business Day. The Cash Settlement Amount less the Exercise Expenses in respect of the Certificates shall be paid in the manner set out in Condition 4(c) below. In the event the Cash Settlement Amount (less any Exercise Expenses) is zero, all Certificates shall be deemed to have expired at 5:00 p.m. (Singapore time) on the Expiry Date or if the Expiry Date is not a Business Day, the immediately preceding Business Day, and Certificate Holders shall not be entitled to receive any payment from the Issuer in respect of the Certificates.
- (c) *Settlement.* In respect of Certificates which are automatically exercised in accordance with Condition 4(b), the Issuer will pay to the Warrant Agent who will then pay to the relevant Certificate Holder the Cash Settlement Amount (if any) in the Settlement Currency. The aggregate Cash Settlement Amount (less any Exercise Expenses) shall be dispatched by the Warrant Agent as soon as practicable and no later than five Business Days following the Expiry Date (subject to extension upon the occurrence of a Market Disruption Event (as defined above) by way of crossed cheque or other payment in immediately available funds drawn in favour of the Certificate Holder only (or, in the case of joint Certificate Holders, the first-named Certificate Holder) appearing in the records maintained by CDP. Any payment made pursuant to this Condition 4(c) shall be delivered at the risk and expense of the Certificate Holder and posted to the Certificate Holder's address appearing in the records maintained by CDP (or, in the case of joint Certificate Holders, to the address of the first-named Certificate Holder appearing in the records maintained by CDP). If the Cash Settlement Amount is equal to or less than the determined Exercise Expenses, no amount is payable.

The Issuer's obligations to pay the Cash Settlement Amount shall be discharged by payment to the Warrant Agent in accordance with the Master Warrant Agent Agreement or Warrant Agent Agreement.

- (d) *CDP not liable.* CDP shall not be liable to any Certificate Holder with respect to any action taken or omitted to be taken by the Issuer or the Warrant Agent in connection with the exercise of the Certificates or otherwise pursuant to or in connection with these Conditions.
- (e) *Business Day.* In these Conditions, a "**Business Day**" shall be a day (excluding Saturdays, Sundays and public holidays) on which the SGX-ST is open for dealings in Singapore during its normal trading hours and banks are open for business in Singapore.

5. Warrant Agent

- (a) *Warrant Agent.* The Issuer reserves the right, subject to the appointment of a successor, at any time to vary or terminate the appointment of the Warrant Agent and to appoint another Warrant Agent provided that it will at all times maintain a Warrant Agent which, so long as the Certificates are listed on the SGX-ST, shall be in Singapore. Notice of any such termination or appointment and of any change in the specified office of the Warrant Agent will be given to the Certificate Holders in accordance with Condition 9.
- (b) *Agent of Issuer.* The Warrant Agent will be acting as agent of the Issuer and will not assume any obligation or duty to or any relationship of agency or trust for the Certificate Holders. All determinations and calculations by the Warrant Agent under these Conditions shall (save in the case of manifest error) be final and binding on the Issuer and the Certificate Holders.

6. Adjustments

- (a) *Potential Adjustment Event.* Following the declaration by a Company of the terms of any Potential Adjustment Event (as defined below), the Issuer will determine whether such Potential Adjustment Event has a dilutive or concentrative or other effect on the theoretical value of the Underlying Stock and, if so, will (i) make the corresponding adjustment, if any, to any one or more of the Conditions as the Issuer determines appropriate to account for that dilutive or concentrative or other effect, and (ii) determine the effective date of that adjustment. The Issuer may, but need not, determine the appropriate adjustment by reference to the adjustment in respect of such Potential Adjustment Event made by an exchange on which options or futures contracts on the Underlying Stock are traded.
- (b) *Definitions.* "*Potential Adjustment Event*" means any of the following:
 - (i) a subdivision, consolidation, reclassification or other restructuring of the Underlying Stock (excluding a Merger Event) or a free distribution or dividend of any such Underlying Stock to existing holders by way of bonus, capitalisation or similar issue;
 - (ii) a distribution or dividend to existing holders of the Underlying Stock of (1) such Underlying Stock, or (2) other share capital or securities granting the right to payment of dividends and/or the proceeds of liquidation of the Company equally or proportionately with such payments to holders of such

Underlying Stock, or (3) share capital or other securities of another issuer acquired by the Company as a result of a “spin-off” or other similar transaction, or (4) any other type of securities, rights or warrants or other assets, in any case for payment (in cash or otherwise) at less than the prevailing market price as determined by the Issuer;

- (iii) an extraordinary dividend;
 - (iv) a call by the Company in respect of the Underlying Stock that is not fully paid;
 - (v) a repurchase by the Company of the Underlying Stock whether out of profits or capital and whether the consideration for such repurchase is cash, securities or otherwise;
 - (vi) with respect to a Company an event that results in any shareholder rights pursuant to a shareholder rights agreement or other plan or arrangement of the type commonly referred to as a “poison pill” being distributed, or becoming separated from shares of common stock or other shares of the capital stock of such Company (provided that any adjustment effected as a result of such an event shall be readjusted upon any redemption of such rights); or
 - (vii) any other event that may have, in the opinion of the Issuer, a dilutive or concentrative or other effect on the theoretical value of the Underlying Stock.
- (c) *Merger Event, Tender Offer, Nationalisation and Insolvency.* If a Merger Event, Tender Offer, Nationalisation or Insolvency occurs in relation to the Underlying Stock, the Issuer may take any action described below:
- (i) determine the appropriate adjustment, if any, to be made to any one or more of the Conditions to account for the Merger Event, Tender Offer, Nationalisation or Insolvency, as the case may be, and determine the effective date of that adjustment. The Issuer may, but need not, determine the appropriate adjustment by reference to the adjustment in respect of the Merger Event, Tender Offer, Nationalisation or Insolvency made by an options exchange to options on the Underlying Stock traded on that options exchange;
 - (ii) cancel the Certificates by giving notice to the Certificate Holders in accordance with Condition 9. If the Certificates are so cancelled, the Issuer will pay an amount to each Certificate Holder in respect of each Certificate held by such Certificate Holder which amount shall be the fair market value of a Certificate taking into account the Merger Event, Tender Offer, Nationalisation or Insolvency, as the case may be, less the cost to the Issuer and/or any of its affiliates of unwinding any underlying related hedging arrangements, all as determined by the Issuer in its reasonable discretion. Payment will be made in such manner as shall be notified to the Certificate Holders in accordance with Condition 9; or
 - (iii) following any adjustment to the settlement terms of options on the Underlying Stock on such exchange(s) or trading system(s) or quotation system(s) as the Issuer in its reasonable discretion shall select (the “**Option Reference Source**”) make a corresponding adjustment to any one or more of the Conditions, which adjustment will be effective as of the date determined by the Issuer to be the effective date of the corresponding adjustment made by the Option Reference Source. If options on the Underlying Stock are not traded on the Option

Reference Source, the Issuer will make such adjustment, if any, to any one or more of the Conditions as the Issuer determines appropriate, with reference to the rules and precedents (if any) set by the Option Reference Source, to account for the Merger Event, Tender Offer, Nationalisation or Insolvency, as the case may be, that in the determination of the Issuer would have given rise to an adjustment by the Option Reference Source if such options were so traded.

Once the Issuer determines that its proposed course of action in connection with a Merger Event, Tender Offer, Nationalisation or Insolvency, it shall give notice to the Certificate Holders in accordance with Condition 9 stating the occurrence of the Merger Event, Tender Offer, Nationalisation or Insolvency, as the case may be, giving details thereof and the action proposed to be taken in relation thereto. Certificate Holders should be aware that due to the nature of such events, the Issuer will not make an immediate determination of its proposed course of action or adjustment upon the announcement or occurrence of a Merger Event, Tender Offer, Nationalisation or Insolvency.

- (d) *Definitions.* “**Insolvency**” means that by reason of the voluntary or involuntary liquidation, bankruptcy, insolvency, dissolution or winding-up of or any analogous proceeding affecting a Company (i) all the Underlying Stock of that Company is required to be transferred to a trustee, liquidator or other similar official or (ii) holders of the Underlying Stock of that Company become legally prohibited from transferring them. “**Merger Date**” means the closing date of a Merger Event or, where a closing date cannot be determined under the local law applicable to such Merger Event, such other date as determined by the Issuer. “**Merger Event**” means, in respect of the Underlying Stock, any (i) reclassification or change of such Underlying Stock that results in a transfer of or an irrevocable commitment to transfer all of such Underlying Stock outstanding to another entity or person, (ii) consolidation, amalgamation, merger or binding share exchange of a Company with or into another entity or person (other than a consolidation, amalgamation, merger or binding share exchange in which such Company is the continuing entity and which does not result in reclassification or change of all of such Underlying Stock outstanding), (iii) takeover offer, exchange offer, solicitation, proposal or other event by any entity or person to purchase or otherwise obtain 100 per cent. of the outstanding Underlying Stock of the Company that results in a transfer of or an irrevocable commitment to transfer all such Underlying Stock (other than such Underlying Stock owned or controlled by such other entity or person), or (iv) consolidation, amalgamation, merger or binding share exchange of the Company or its subsidiaries with or into another entity in which the Company is the continuing entity and which does not result in a reclassification or change of all such Underlying Stock outstanding but results in the outstanding Underlying Stock (other than Underlying Stock owned or controlled by such other entity) immediately prior to such event collectively representing less than 50 per cent. of the outstanding Underlying Stock immediately following such event, in each case if the Merger Date is on or before the Valuation Date. “**Nationalisation**” means that all the Underlying Stock or all or substantially all of the assets of a Company are nationalised, expropriated or are otherwise required to be transferred to any governmental agency, authority, entity or instrumentality thereof. “**Tender Offer**” means a takeover offer, tender offer, exchange offer, solicitation, proposal or other event by any entity or person that results in such entity or person purchasing, or otherwise obtaining or having the right to obtain, by conversion or other means, greater than 10 per cent. and less than 100 per cent. of the outstanding voting shares of the Company, as determined by the Issuer, based upon the making of filings with governmental or self-regulatory agencies or such other information as the Issuer deems relevant.

- (e) *Subdivision or Consolidation of the Certificates.* The Issuer reserves the right to subdivide or consolidate the Certificates, provided that such adjustment is considered by the Issuer not to be materially prejudicial to the Certificate Holders generally (without considering the circumstances of any individual Certificate Holder or the tax or other consequences of such adjustment or amendment in any particular jurisdiction).
- (f) *Other Adjustments.* Except as provided in this Condition 6 and Conditions 10 and 12, adjustments will not be made in any other circumstances, subject to the right reserved by the Issuer (such right to be exercised in the Issuer's sole and unfettered discretion and without any obligation whatsoever) to make such adjustments and amendments as it believes appropriate in circumstances where an event or events (including the events as contemplated in Conditions 6(a) to 6(e)) occur which it believes in its sole discretion (and notwithstanding any prior adjustment made pursuant to the above) and irrespective of, in substitution for, or in addition to the provisions contemplated in Conditions 6(a) to 6(e) should, in the context of the issue of the Certificates and the obligations of the Issuer, give rise to such adjustment or as the case may be, amendment provided that such adjustment or as the case may be, amendment is considered by the Issuer not to be materially prejudicial to the Certificate Holders generally (without considering the circumstances of any individual Certificate Holder or the tax or other consequences of such adjustment or amendment in any particular jurisdiction).
- (g) *Notice of Adjustments.* All determinations made by the Issuer pursuant hereto will be conclusive and binding on the Certificate Holders. The Issuer will give, or procure that there is given notice as soon as practicable of any adjustment and of the date from which such adjustment is effective in accordance with Condition 9. For the avoidance of doubt, no notice will be given if the Issuer determines that adjustments will not be made.

7. Purchases

The Issuer or its related corporations may at any time purchase Certificates at any price in the open market or by tender or by private treaty. Any Certificates so purchased may be held or resold or surrendered for cancellation.

8. Meetings of Certificate Holders; Modification

- (a) *Meetings of Certificate Holders.* The Master Warrant Agent Agreement or Warrant Agent Agreement contains provisions for convening meetings of the Certificate Holders to consider any matter affecting their interests, including the sanctioning by Extraordinary Resolution (as defined in the Master Warrant Agent Agreement or Warrant Agent Agreement) of a modification of the provisions of the Certificates or of the Master Warrant Agent Agreement or Warrant Agent Agreement.

At least 21 days' notice (exclusive of the day on which the notice is given and of the day on which the meeting is held) specifying the date, time and place of the meeting shall be given to the Certificate Holders.

Such a meeting may be convened by the Issuer or by Certificate Holders holding not less than ten per cent. of the Certificates for the time being remaining unexercised. The quorum at any such meeting for passing an Extraordinary Resolution will be two or more persons holding or representing not less than 25 per cent. of the Certificates for the time being remaining unexercised, or at any adjourned meeting two or more

persons being or representing Certificate Holders whatever the number of Certificates so held or represented.

A resolution will be an Extraordinary Resolution when it has been passed at a duly convened meeting by not less than three-quarters of the votes cast by such Certificate Holders who, being entitled to do so, vote in person or by proxy.

An Extraordinary Resolution passed at any meeting of the Certificate Holders shall be binding on all the Certificate Holders whether or not they are present at the meeting. Resolutions can be passed in writing if passed unanimously.

- (b) *Modification.* The Issuer may, without the consent of the Certificate Holders, effect (i) any modification of the provisions of the Certificates or the Instrument which is not materially prejudicial to the interests of the Certificate Holders or (ii) any modification of the provisions of the Certificates or the Instrument which is of a formal, minor or technical nature, which is made to correct an obvious error or which is necessary in order to comply with mandatory provisions of Singapore law. Any such modification shall be binding on the Certificate Holders and shall be notified to them by the Warrant Agent before the date such modification becomes effective or as soon as practicable thereafter in accordance with Condition 9.

9. Notices

- (a) *Documents.* All cheques and other documents required or permitted by these Conditions to be sent to a Certificate Holder or to which a Certificate Holder is entitled or which the Issuer shall have agreed to deliver to a Certificate Holder may be delivered by hand or sent by post addressed to the Certificate Holder at his address appearing in the records maintained by CDP or, in the case of joint Certificate Holders, addressed to the joint holder first named at his address appearing in the records maintained by CDP, and airmail post shall be used if that address is not in Singapore. All documents delivered or sent in accordance with this paragraph shall be delivered or sent at the risk of the relevant Certificate Holder.
- (b) *Notices.* All notices to Certificate Holders will be validly given if published in English on the website of the SGX-ST. Such notices shall be deemed to have been given on the date of the first such publication. If publication on the website of the SGX-ST is not practicable, notice will be given in such other manner as the Issuer may determine. The Issuer shall, at least one month prior to the expiry of any Certificate, give notice of the date of expiry of such Certificate in the manner prescribed above.

10. Liquidation

In the event of a liquidation or dissolution of the Company or the appointment of a liquidator (including a provisional liquidator) or receiver or judicial manager or trustee or administrator or analogous person under Singapore or other applicable law in respect of the whole or substantially the whole of its undertaking, property or assets, all unexercised Certificates will lapse and shall cease to be valid for any purpose, in the case of voluntary liquidation, on the effective date of the relevant resolution and, in the case of an involuntary liquidation or dissolution, on the date of the relevant court order or, in the case of the appointment of a liquidator (including a provisional liquidator) or receiver or judicial manager or trustee or administrator or analogous person under Singapore or other applicable law in respect of the whole or substantially the whole of its undertaking, property or assets, on the date when such appointment is effective but subject (in any such case) to any contrary mandatory requirement of law. In the event of the voluntary liquidation of the Company, the Issuer shall make such adjustments or amendments as it reasonably believes are appropriate in the circumstances.

11. Further Issues

The Issuer shall be at liberty from time to time, without the consent of the Certificate Holders, to create and issue further certificates so as to form a single series with the Certificates.

12. Delisting

- (a) *Delisting.* If at any time, the Underlying Stock ceases to be listed on the Relevant Stock Exchange, the Issuer shall give effect to these Conditions in such manner and make such adjustments and amendments to the rights attaching to the Certificates as it shall, in its absolute discretion, consider appropriate to ensure, so far as it is reasonably able to do so, that the interests of the Certificate Holders generally are not materially prejudiced as a consequence of such delisting (without considering the individual circumstances of any Certificate Holder or the tax or other consequences that may result in any particular jurisdiction).
- (b) *Issuer's Determination.* The Issuer shall determine, in its absolute discretion, any adjustment or amendment and its determination shall be conclusive and binding on the Certificate Holders save in the case of manifest error. Notice of any adjustments or amendments shall be given to the Certificate Holders in accordance with Condition 9 as soon as practicable after they are determined.

13. Early Termination

- (a) *Early Termination for Illegality etc.* The Issuer shall have the right to terminate the Certificates if it shall have determined in its absolute discretion that a Regulatory Event (as defined below) has occurred and, for reasons beyond its control its performance thereunder shall have become unlawful in whole or in part under any applicable present or future law, rule, regulation, judgment, order or directive of any governmental, administrative, legislative or judicial authority or power ("**Applicable Law**").

For the purposes of this Condition:

"**Regulatory Event**" means, following the occurrence of a Change in Law (as defined below) with respect to the Issuer and/or any of its affiliates involved in the issue of the Certificates (hereafter the "**Relevant Affiliates**" and each of the Issuer and the Relevant Affiliates, a "**Relevant Entity**") that, after the Certificates have been issued, (i) any Relevant Entity would incur a materially increased (as compared with circumstances existing prior to such event) amount of tax, duty, liability, penalty, expense, fee, cost or regulatory capital charge however defined or collateral requirements for performing its obligations under the Certificates or hedging the Issuer's obligations under the Certificates, including, without limitation, due to clearing requirements of, or the absence of, clearing of the transactions entered into in connection with the issue of, or hedging the Issuer's obligation under, the Certificates, (ii) it is or will become for any Relevant Entity impracticable, impossible (in each case, after using commercially reasonable efforts), unlawful, illegal or otherwise prohibited or contrary, in whole or in part, under any law, regulation, rule, judgment, order or directive of any governmental, administrative or judicial authority, or power, applicable to such Relevant Entity (a) to hold, acquire, issue, reissue, substitute, maintain, settle, or as the case may be, guarantee, the Certificates, (b) to acquire, hold, sponsor or dispose of any asset(s) (or any interest thereof) of any other transaction(s) such Relevant Entity may use in connection with the issue of the Certificates or to hedge the Issuer's obligations under the Certificates, (c) to perform obligations in connection with, the Certificates or any contractual arrangement entered into between the Issuer and any Relevant Affiliate (including without limitation to hedge the Issuer's obligations under the Certificates) or (d) to hold, acquire, maintain, increase,

substitute or redeem all or a substantial part of its direct or indirect shareholding in the Issuer's capital or the capital of any Relevant Affiliate or to directly or indirectly sponsor the Issuer or any Relevant Affiliate, or (iii) there is or may be a material adverse effect on a Relevant Entity in connection with the issue of the Certificates.

"Change in Law" means (i) the adoption, enactment, promulgation, execution or ratification of any applicable new law, regulation or rule (including, without limitation, any applicable tax law, regulation or rule) after the Certificates have been issued, (ii) the implementation or application of any applicable law, regulation or rule (including, without limitation, any applicable tax law, regulation or rule) already in force when the Certificates have been issued but in respect of which the manner of its implementation or application was not known or unclear at the time, or (iii) the change of any applicable law, regulation or rule existing when the Certificates are issued, or the change in the interpretation or application or practice relating thereto, existing when the Certificates are issued of any applicable law, regulation or rule, by any competent court, tribunal, regulatory authority or any other entity exercising executive, legislative, judicial, taxing, regulatory or administrative powers or functions of or pertaining to government (including any additional or alternative court, tribunal, authority or entity, to that existing when the Certificates are issued).

- (b) *Early Termination for other reasons.* The Issuer reserves the right (such right to be exercised in the Issuer's sole and unfettered discretion and without any obligation whatsoever) to terminate the Certificates in accordance with Condition 13(c) where an event or events occur which it believes in its sole discretion should, in the context of the issue of the Certificates and the obligations of the Issuer, give rise to such termination provided that such termination is considered by the Issuer not to be materially prejudicial to the interests of Certificate Holders generally (without considering the circumstances of any individual Certificate Holder or the tax or other consequences of such termination in any particular jurisdiction).
- (c) *Termination.* If the Issuer terminates the Certificates early, then the Issuer will give notice to the Certificate Holders in accordance with Condition 9. The Issuer will, if and to the extent permitted by the Applicable Law, pay to each Certificate Holder in respect of each Certificate held by such Certificate Holder an amount calculated by it as the fair market value of the Certificate immediately prior to such termination (ignoring such illegality) less the cost to the Issuer of unwinding any related hedging arrangements. Payment will be made to the Certificate Holder in such manner as shall be notified to the Certificate Holder in accordance with Condition 9.

14. Governing Law

The Certificates, the Instrument and the Master Warrant Agent Agreement or Warrant Agent Agreement will be governed by and construed in accordance with Singapore law. The Issuer and each Certificate Holder (by its purchase of the Certificates) shall be deemed to have submitted for all purposes in connection with the Certificates, the Instrument and the Master Warrant Agent Agreement or Warrant Agent Agreement to the non-exclusive jurisdiction of the courts of Singapore.

15. Prescription

Claims against the Issuer for payment of any amount in respect of the Certificates will become void unless made within six years of the Expiry Date and, thereafter, any sums payable in respect of such Certificates shall be forfeited and shall revert to the Issuer.

16. Contracts (Rights of Third Parties) Act, Chapter 53B of Singapore

Unless otherwise expressly provided in the Global Warrant, the Instrument and the Master Warrant Agent Agreement or Warrant Agent Agreement, a person who is not a party to any contracts made pursuant to the Global Warrant, the Instrument and the Master Warrant Agent Agreement or Warrant Agent Agreement has no rights under the Contracts (Rights of Third Parties) Act, Chapter 53B of Singapore to enforce any terms of such contracts. Except as expressly provided herein, the consent of any third party is not required for any subsequent agreement by the parties hereto to amend or vary (including any release or compromise of any liability) or terminate such contracts.

SUMMARY OF THE ISSUE

The following is a summary of the issue and should be read in conjunction with, and is qualified by reference to, the other information set out in this document and the Base Listing Document. Terms used in this Summary are defined in the Conditions.

Issuer:	UBS AG acting through its London Branch
Company:	BYD Company Limited
The Certificates:	European Style Cash Settled Long Certificates relating to the Underlying Stock
Number:	15,000,000 Certificates
Form:	The Certificates will be issued subject to, and with the benefit of, a master instrument by way of deed poll dated 7 January 2022 (the “ Master Instrument ”) and executed by the Issuer and a master warrant agent agreement dated 27 February 2008 (the “ Master Warrant Agent Agreement ”) and made between the Issuer and the Warrant Agent.
Cash Settlement Amount:	In respect of each Certificate, is the amount (if positive) equal to: Notional Amount per Certificate x Closing Level
Denominations:	Certificates are represented by a global warrant in respect of all the Certificates.
Exercise:	The Certificates may only be exercised on the Expiry Date or if the Expiry Date is not a Business Day, the immediately preceding Business Day, in a Board Lot or integral multiples thereof. Certificate Holders will not be required to deliver an exercise notice. If the Cash Settlement Amount (less any Exercise Expenses) is positive, all Certificates will be deemed to have been automatically exercised at 5:00 p.m. (Singapore time) on the Expiry Date or if the Expiry Date is not a Business Day, the immediately preceding Business Day. The Cash Settlement Amount less the Exercise Expenses in respect of the Certificates shall be paid in the manner set out in Condition 4(c) of the Conditions. In the event the Cash Settlement Amount (less any Exercise Expenses) is zero, all Certificates shall be deemed to have expired at 5:00 p.m. (Singapore time) on the Expiry Date or if the Expiry Date is not a Business Day, the immediately preceding Business Day, and Certificate Holders shall not be entitled to receive any payment from the Issuer in respect of the Certificates.
Exercise and Trading Currency:	SGD
Board Lot:	100 Certificates

- Transfers of Certificates:** Certificates may only be transferred in Board Lots (or integral multiples thereof). All transfers in Certificates, in the open market or otherwise, must be effected through a securities account with CDP. Title will pass upon registration of the transfer in the records of CDP.
- Listing:** Application has been made to the SGX-ST for permission to deal in and for quotation of the Certificates and the SGX-ST has agreed in principle to grant permission to deal in and for quotation of the Certificates. Issue of the Certificates is conditional on such listing being granted. It is expected that dealings in the Certificates on the SGX-ST will commence on or about 15 June 2022.
- Governing Law:** The laws of Singapore
- Warrant Agent:** The Central Depository (Pte) Limited
11 North Buona Vista Drive
#06-07 The Metropolis Tower 2
Singapore 138589
- Further Issues:** Further issues which will form a single series with the Certificates will be permitted.

The above summary is qualified in its entirety by reference to the detailed information appearing elsewhere in this document and the Base Listing Document.

**INFORMATION RELATING TO
THE EUROPEAN STYLE CASH SETTLED LONG CERTIFICATES ON SINGLE EQUITIES**

What are European Style Cash Settled Long Certificates on Single Equities?

European style cash settled long certificates on single equities (the “**Certificates**”) are structured products relating to the Underlying Stock and the return on a Certificate is linked to the performance of the Leverage Strategy.

A) Cash Settlement Amount Payable upon the Exercise of the Certificates at Expiry

Upon the exercise of the Certificates at expiry, the Certificate Holders would be paid a Cash Settlement Amount in respect of each Certificate.

The Cash Settlement Amount, in respect of each Certificate, shall be an amount payable in the Settlement Currency equal to the Closing Level multiplied by the Notional Amount per Certificate.

The Closing Level, in respect of each Certificate, shall be an amount payable in the Settlement Currency equal to (1) divided by (2) less (3) subject to any adjustments such as (4), where:

- (1) is the Final Reference Level multiplied by the Final Exchange Rate;
- (2) is the Initial Reference Level multiplied by the Initial Exchange Rate;
- (3) is the Strike Level; and
- (4) is the Hedging Fee Factor.

If the Cash Settlement Amount (less any Exercise Expenses) is positive, all Certificates shall be deemed to have been automatically exercised and investors will receive a Cash Settlement Amount. If the Cash Settlement Amount (less any Exercise Expenses) is zero, all Certificates shall be deemed to have expired. Please refer to the section headed “Terms and Conditions of the European Style Cash Settled Long/Short Certificates on Single Equities” for further details on the calculation of the Cash Settlement Amount.

The Certificates are only suitable for investors who believe that the price of the Underlying Stock will increase and are seeking short-term leveraged exposure to the Underlying Stock.

B) Trading the Certificates before Expiry

If the Certificate Holders want to cash out their investments in the Certificates before the expiry of the Certificates, they may sell the Certificates in the secondary market during the life of the Certificates, and would be subject to the following fees and charges:

- (i) For Certificate Holders who trade the Certificates intraday: shall pay normal transaction and brokerage fees for the trading of the Certificates on the SGX-ST, and may be required to pay stamp taxes or other documentary charges in accordance with the laws and practices of the country where the Certificates are transferred; and
- (ii) For Certificate Holders who hold the Certificates overnight: in addition to the normal transaction and brokerage fees and applicable stamp taxes, would also be required to bear the Management Fee and Gap Premium as well as certain costs embedded within the Leverage Strategy including the Funding Cost and the Rebalancing Cost.

Illustration of the Calculation of Hedging Fee Factor

Hedging Fee Factor	=	Product of the Daily Fees
--------------------	---	---------------------------

Daily Fees	=	<table border="1" style="width: 100%; border-collapse: collapse;"> <tr> <td style="text-align: center;">Daily Management Fee Adjustment</td> </tr> <tr> <td style="text-align: center;">$1 - \text{Management Fee} \times \text{ACT} (t-1;t) / 360$</td> </tr> </table>	Daily Management Fee Adjustment	$1 - \text{Management Fee} \times \text{ACT} (t-1;t) / 360$
		Daily Management Fee Adjustment		
		$1 - \text{Management Fee} \times \text{ACT} (t-1;t) / 360$		
		x		
<table border="1" style="width: 100%; border-collapse: collapse;"> <tr> <td style="text-align: center;">Daily Gap Premium Adjustment</td> </tr> <tr> <td style="text-align: center;">$1 - \text{Gap Premium} (t-1) \times \text{ACT} (t-1;t) / 360$</td> </tr> </table>	Daily Gap Premium Adjustment	$1 - \text{Gap Premium} (t-1) \times \text{ACT} (t-1;t) / 360$		
Daily Gap Premium Adjustment				
$1 - \text{Gap Premium} (t-1) \times \text{ACT} (t-1;t) / 360$				

Illustration of the Calculation of Cash Settlement Amount

Cash Settlement Amount = Final Value of Certificates – Strike Level (zero)

Value of Certificates	=	<table border="1" style="width: 100%; border-collapse: collapse;"> <tr> <td style="text-align: center;">t^0</td> </tr> <tr> <td style="text-align: center;">Notional Amount</td> </tr> </table>	t^0	Notional Amount	x	<table border="1" style="width: 100%; border-collapse: collapse;"> <tr> <td style="text-align: center;">$t=1$</td> </tr> <tr> <td style="text-align: center;">Leverage Strategy daily performance⁸</td> <td style="text-align: center;">x</td> <td style="text-align: center;">Daily Fees</td> </tr> </table>	$t=1$	Leverage Strategy daily performance ⁸	x	Daily Fees	x	<table border="1" style="width: 100%; border-collapse: collapse;"> <tr> <td style="text-align: center;">$t=2$</td> </tr> <tr> <td style="text-align: center;">Leverage Strategy daily performance</td> <td style="text-align: center;">x</td> <td style="text-align: center;">Daily Fees</td> </tr> </table>	$t=2$	Leverage Strategy daily performance	x	Daily Fees	x ...	<table border="1" style="width: 100%; border-collapse: collapse;"> <tr> <td style="text-align: center;">$t=i$</td> </tr> <tr> <td style="text-align: center;">Leverage Strategy Daily performance</td> <td style="text-align: center;">x</td> <td style="text-align: center;">Daily Fees</td> </tr> </table>	$t=i$	Leverage Strategy Daily performance	x	Daily Fees
t^0																						
Notional Amount																						
$t=1$																						
Leverage Strategy daily performance ⁸	x	Daily Fees																				
$t=2$																						
Leverage Strategy daily performance	x	Daily Fees																				
$t=i$																						
Leverage Strategy Daily performance	x	Daily Fees																				

Value of Certificates	=	<table border="1" style="width: 100%; border-collapse: collapse;"> <tr> <td style="text-align: center;">$t=0$</td> </tr> <tr> <td style="text-align: center;">Notional Amount</td> </tr> </table>	$t=0$	Notional Amount	x	<table border="1" style="width: 100%; border-collapse: collapse;"> <tr> <td colspan="2" style="text-align: center;">Product of the daily Leverage Strategy Performance</td> </tr> <tr> <td style="text-align: center;">Leverage Strategy daily performance</td> <td style="text-align: center;">x</td> <td style="text-align: center;">Leverage Strategy daily performance</td> </tr> </table>	Product of the daily Leverage Strategy Performance		Leverage Strategy daily performance	x	Leverage Strategy daily performance	x	<table border="1" style="width: 100%; border-collapse: collapse;"> <tr> <td colspan="2" style="text-align: center;">Product of the Daily Fees (Hedging Fee Factor)</td> </tr> <tr> <td style="text-align: center;">Daily Fees</td> <td style="text-align: center;">x</td> <td style="text-align: center;">Daily Fees</td> </tr> </table>	Product of the Daily Fees (Hedging Fee Factor)		Daily Fees	x	Daily Fees
$t=0$																		
Notional Amount																		
Product of the daily Leverage Strategy Performance																		
Leverage Strategy daily performance	x	Leverage Strategy daily performance																
Product of the Daily Fees (Hedging Fee Factor)																		
Daily Fees	x	Daily Fees																

Final Value of Certificates	=	<table border="1" style="width: 100%; border-collapse: collapse;"> <tr> <td style="text-align: center;">$t=0$</td> </tr> <tr> <td style="text-align: center;">Notional Amount</td> </tr> </table>	$t=0$	Notional Amount	x	<table border="1" style="width: 100%; border-collapse: collapse;"> <tr> <td style="text-align: center;">Final Reference Level x Final Exchange Rate</td> <td style="text-align: center;">÷</td> <td style="text-align: center;">Initial Reference Level x Initial Exchange Rate</td> </tr> </table>	Final Reference Level x Final Exchange Rate	÷	Initial Reference Level x Initial Exchange Rate	x	Hedging Fee Factor
$t=0$											
Notional Amount											
Final Reference Level x Final Exchange Rate	÷	Initial Reference Level x Initial Exchange Rate									

Illustration of the applicable fees and charges for an intraday trading scenario

Hedging Fee is implemented overnight in the price of the Certificate. As a consequence, when trading intraday, investors will not bear any Hedging Fee.

Investors will only support bid/ask costs, which are the difference between the price at which the Designated Market Maker purchases (bid) and sells (ask) the Certificate at any point of time.

⁷ "t" refers to "Observation Date" which means each Underlying Stock Business Day (subject to Market Disruption Event) from (and including) the Underlying Stock Business Day immediately preceding the Expected Listing Date to the Valuation Date.

⁸ Leverage Strategy daily performance is computed as the Leverage Strategy Level on Business Day (t) divided by the Leverage Strategy Level on Business Day (t-1).

Example of Calculation of Hedging Fee Factor and Cash Settlement Amount

The example is purely hypothetical. We include the example to illustrate how the Certificates work, and you MUST NOT rely on them as any indication of the actual return or what the payout on the Certificates might actually be. The example also assumes a product which expires 16 days after listing date, to illustrate the daily calculation of price, costs and fees from listing date to expiry date.

Assuming an investor purchases the following Certificates at the Issue Price:

Underlying Stock:	Ordinary H shares of BYD Company Limited
Expected Listing Date:	01/02/2021
Expiry Date:	16/02/2021
Initial Reference Level:	1,000
Initial Exchange Rate:	1
Final Reference Level:	1,200
Final Exchange Rate:	1
Issue Price:	0.65 SGD
Notional Amount per Certificate:	0.65 SGD
Management Fee (p.a.):	0.40%
Gap Premium (p.a.):	6.90%
Strike Level:	Zero

Hedging Fee Factor

Hedging Fee Factor on the n^{th} Underlying Stock Business Day after issuance of Certificate ("HFF (n)") is calculated as follows:

$$\text{HFF}(0) = 100\%$$

On Next Calendar Day (assuming it is an Underlying Stock Business Day):

$$\text{HFF}(1) = \text{HFF}(0) \times \left(1 - \text{Management Fee} \times \frac{\text{ACT}(t-1; t)}{360}\right) \times \left(1 - \text{Gap Premium} \times \frac{\text{ACT}(t-1; t)}{360}\right)$$

$$\text{HFF}(1) = 100\% \times \left(1 - 0.40\% \times \frac{1}{360}\right) \times \left(1 - 6.90\% \times \frac{1}{360}\right)$$

$$\text{HFF}(1) = 100\% \times 99.9989\% \times 99.9808\% \approx 99.9797\%$$

Assuming 2nd Underlying Stock Business Day falls 3 Calendar Days after 1st Underlying Stock Business Day:

$$\text{HFF (2)} = \text{HFF (1)} \times \left(1 - \text{Management Fee} \times \frac{\text{ACT}(t-1;t)}{360}\right) \times \left(1 - \text{Gap Premium} \times \frac{\text{ACT}(t-1;t)}{360}\right)$$

$$\text{HFF (2)} = 99.9797\% \times \left(1 - 0.40\% \times \frac{3}{360}\right) \times \left(1 - 6.90\% \times \frac{3}{360}\right)$$

$$\text{HFF (2)} = 99.9797\% \times 99.9967\% \times 99.9425\% \approx 99.9189\%$$

The same principle applies to the following Underlying Stock Business Days:

$$\text{HFF (n)} = \text{HFF (n-1)} \times \left(1 - \text{Management Fee} \times \frac{\text{ACT}(t-1;t)}{360}\right) \times \left(1 - \text{Gap Premium} \times \frac{\text{ACT}(t-1;t)}{360}\right)$$

In this example, the Hedging Fee Factor as of the Valuation Date would be equal to 99.6962% as illustrated below:

Date	HFF
2/1/2021	100.0000%
2/2/2021	99.9797%
2/3/2021	99.9594%
2/4/2021	99.9392%
2/5/2021	99.9189%
2/8/2021	99.8581%
2/9/2021	99.8379%
2/10/2021	99.8176%
2/11/2021	99.7974%
2/12/2021	99.7772%
2/15/2021	99.7165%
2/16/2021	99.6962%

Cash Settlement Amount

In this example, the Closing Level and the Cash Settlement Amount would be computed as follows:

Closing Level = [(Final Reference Level x Final Exchange Rate) / (Initial Reference Level x Initial Exchange Rate) – Strike Level] x Hedging Fee Factor

$$= [(1200 \times 1) / (1000 \times 1) - 0] \times 99.6962\%$$

$$= 119.64\%$$

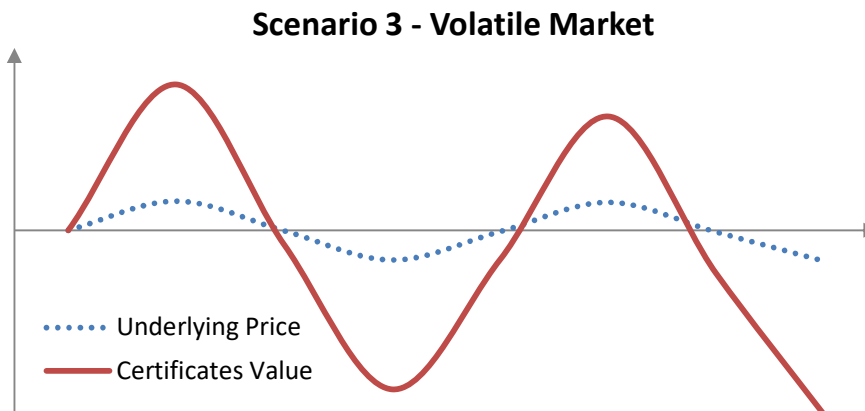
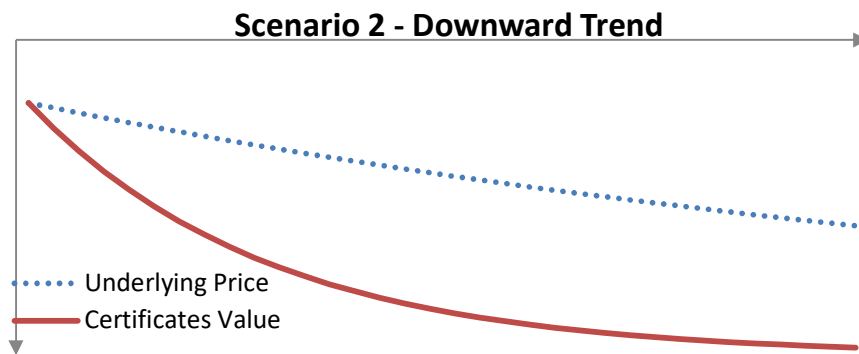
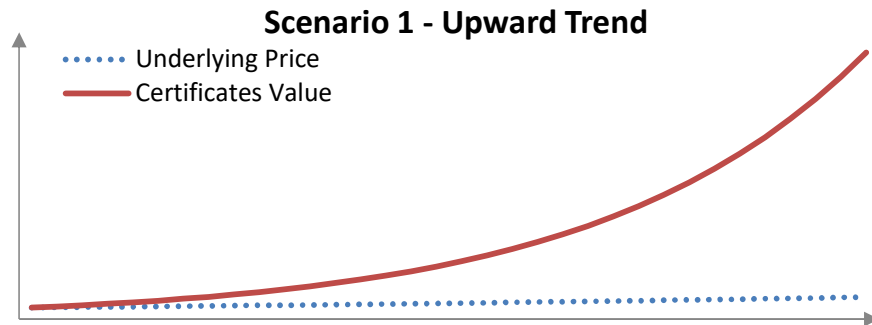
Cash Settlement Amount = Closing Level x Notional Amount per Certificate

$$= 119.64\% \times 0.65 \text{ SGD}$$

$$= 0.778 \text{ SGD}$$

Illustration on how returns and losses can occur under different scenarios

The examples are purely hypothetical and do not take fees and charges payable by investors into consideration. The examples highlight the effect of the Underlying Stock performance on the value of the Certificates and do not take into account the possible influence of fees, exchange rates, dividends, or any other market parameters.

1. Illustrative examples

2. Numerical Examples

Scenario 1 – Upward Trend

Underlying						
	Day 0	Day 1	Day 2	Day 3	Day 4	Day 5
Daily Return		2.00%	2.00%	2.00%	2.00%	2.00%
Value at end of day	10,000.00	10,200.00	10,404.00	10,612.08	10,824.32	11,040.81
Accumulated Return		2.00%	4.04%	6.12%	8.24%	10.41%

Value of the Certificates						
	Day 0	Day 1	Day 2	Day 3	Day 4	Day 5
Daily Return		10.00%	10.00%	10.00%	10.00%	10.00%
Price at end of day	0.65	0.72	0.79	0.87	0.95	1.05
Accumulated Return		10.00%	21.00%	33.10%	46.41%	61.05%

Scenario 2 – Downward Trend

Underlying						
	Day 0	Day 1	Day 2	Day 3	Day 4	Day 5
Daily Return		-2.00%	-2.00%	-2.00%	-2.00%	-2.00%
Value at end of day	10,000.00	9,800.00	9,604.00	9,411.92	9,223.68	9,039.21
Accumulated Return		-2.00%	-3.96%	-5.88%	-7.76%	-9.61%

Value of the Certificates						
	Day 0	Day 1	Day 2	Day 3	Day 4	Day 5
Daily Return		-10.00%	-10.00%	-10.00%	-10.00%	-10.00%
Price at end of day	0.65	0.59	0.53	0.47	0.43	0.38
Accumulated Return		-10.00%	-19.00%	-27.10%	-34.39%	-40.95%

Scenario 3 – Volatile Market

Underlying						
	Day 0	Day 1	Day 2	Day 3	Day 4	Day 5
Daily Return		2.00%	-2.00%	-2.00%	2.00%	2.00%
Value at end of day	10,000.00	10,200.00	9,996.00	9,796.08	9,992.00	10,191.84
Accumulated Return		2.00%	-0.04%	-2.04%	-0.08%	1.92%

Value of the Certificates						
	Day 0	Day 1	Day 2	Day 3	Day 4	Day 5
Daily Return		10.00%	-10.00%	-10.00%	10.00%	10.00%
Price at end of day	0.65	0.72	0.64	0.58	0.64	0.70
Accumulated Return		10.00%	-1.00%	-10.90%	-1.99%	7.81%

Description of Air Bag Mechanism

The Certificates integrate an “Air Bag Mechanism” which is designed to reduce exposure to the Underlying Stock during extreme market conditions.

In accordance with the Air Bag Mechanism timeline below, when the Air Bag triggers, the following typically occurs:

- Observation Period: the price of the Underlying Stock is observed and its minimum price is recorded (i) during 15 minutes of continuous trading after the Air Bag is triggered, or (ii) until Market Close if there is 15 minutes (or less) of continuous trading until Market Close when the Air Bag is triggered; and
- Reset Period: thereafter, the Leverage Strategy is reset using the minimum price of the Underlying Stock during the Observation Period as the New Observed Price. The New Observed Price replaces the last closing price of the Underlying Stock in order to compute the performance of the Leverage Strategy.

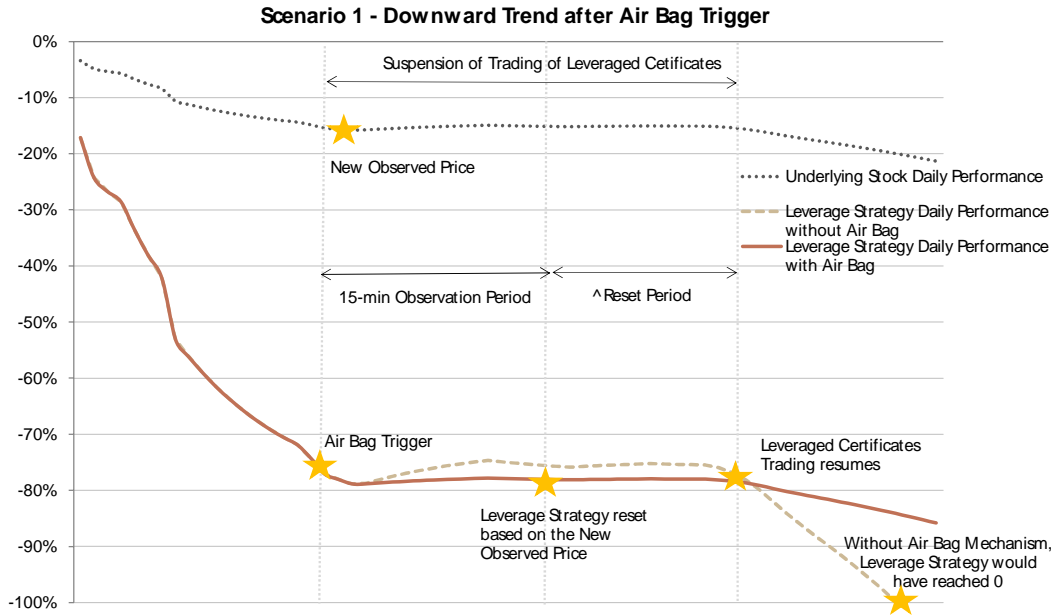
During the Observation Period and Reset Period, trading of Certificates is suspended for at least 30 minutes of continuous trading after the Air Bag is triggered. Investors cannot sell or purchase any Certificates during this period. The Reset Period (and consequently the resumption of trading) is subject further to SGX-ST’s requirements, including at least 30 minutes from the time of publication of an announcement on the exchange in respect of the Air Bag Mechanism being triggered, and at least 15 minutes after the SGX-ST grants an approval to resume trading, whichever is later, rounded to the next quarter of an hour.

For the avoidance of doubt, if the Air Bag Mechanism was triggered with more than 60 minutes of continuous trading before Market Close, trading of Certificates will resume the same trading day after the Reset Period has elapsed, subject to the SGX-ST’s approval to resume trading. If the Air Bag Mechanism was triggered between 45 minutes and 60 minutes of continuous trading before Market Close, trading of Certificates may or may not resume the same trading day after the Reset Period has elapsed. If the Air Bag Mechanism was triggered with only 45 minutes (or less) of continuous trading before Market Close, trading of Certificates resumes on the next trading day.

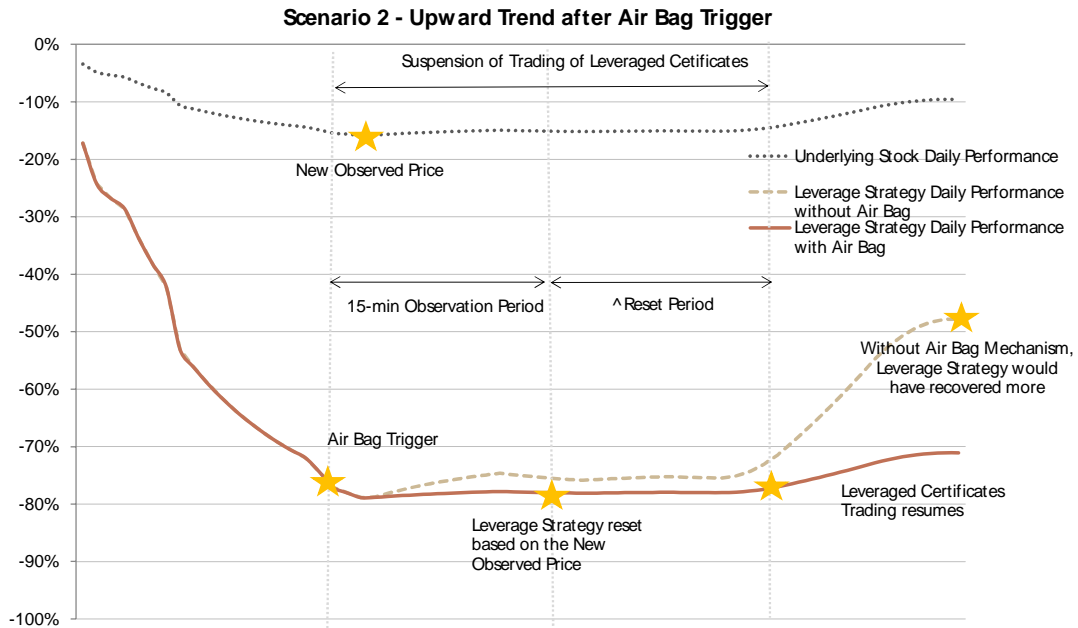
With **Market Close** defined as:

- Underlying Stock closing time with respect to the Observation Period including the closing auction session
- The sooner between Underlying Stock closing time of continuous trading and SGX-ST closing time of continuous trading with respect to the resumption of trading

Illustrative examples of the Air Bag Mechanism⁹



^ The Reset Period (and consequently the resumption of trading) is subject further to SGX-ST's requirements, including at least 30 minutes from the time of publication of an announcement on the exchange in respect of the Air Bag Mechanism being triggered, and at least 15 minutes after the SGX-ST grants an approval to resume trading, whichever is later, rounded to the next quarter of an hour.



^ The Reset Period (and consequently the resumption of trading) is subject further to SGX-ST's requirements, including at least 30 minutes from the time of publication of an announcement on the exchange in respect of the Air Bag Mechanism being triggered, and at least 15 minutes after the SGX-ST grants an approval to resume trading, whichever is later, rounded to the next quarter of an hour.

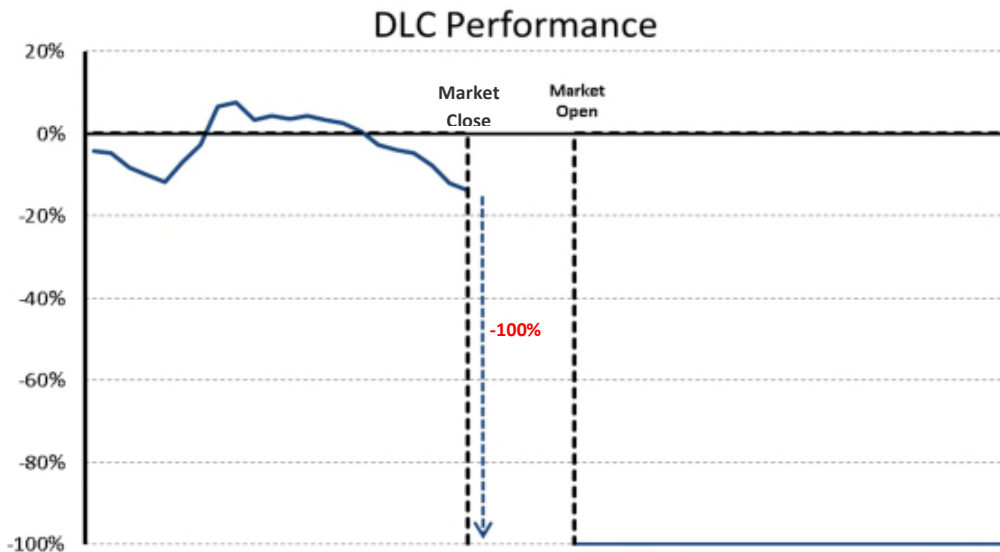
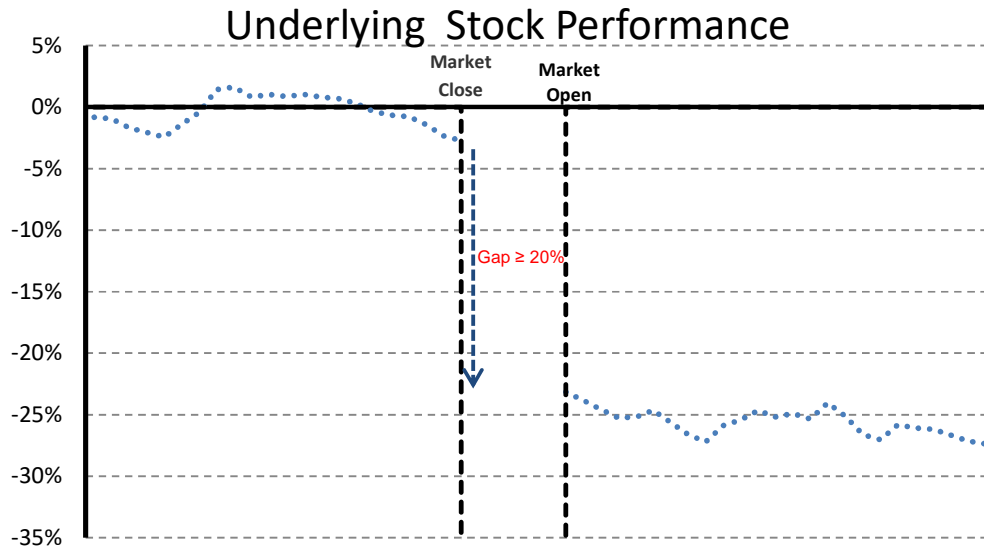
⁹ The illustrative examples are not exhaustive.

Scenarios where the investor may lose the entire value of the investment

The scenarios below are purely hypothetical and do not take fees and charges payable by investors into consideration. The scenarios highlight cases where the Certificates may lose 100% of their value.

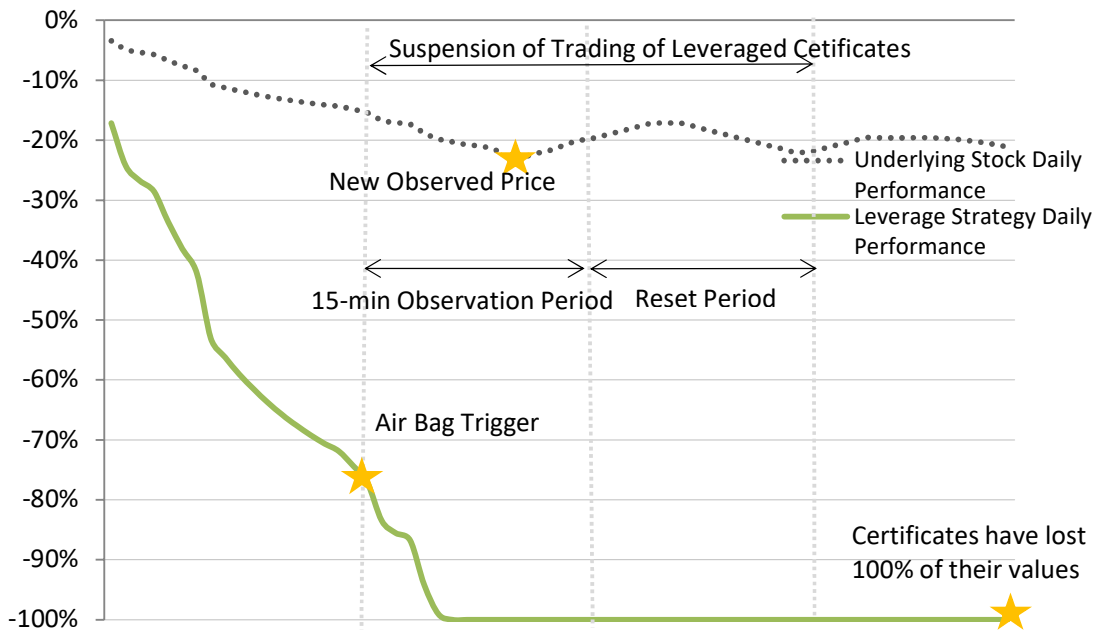
Scenario 1 – Overnight fall of the Underlying Stock

On any business day, the opening price of the Underlying Stock may be higher or lower than the closing price on the previous day. The difference between the previous closing price and the opening price of the Underlying Stock is termed a “gap”. If the opening price of the Underlying Stock is 20% or more below the previous day closing price, the Air Bag Mechanism would only be triggered when the market opens the following day, and the Certificates would lose their entire value in such event.



Scenario 2 – Sharp intraday fall of the Underlying Stock

Although the Air Bag Mechanism is designed to reduce the exposure to the Underlying Stock during extreme market conditions, the Certificate can lose 100% of its value in the event the price of the Underlying Stock falls by 20% or more within the 15 minutes Observation Period compared to the reference price, being: (i) if air bag event has not been previously triggered on the same day, the previous closing price of the Underlying Stock, or (ii) if one or more air bag events have been previously triggered on the same day, the latest New Observed Price. The Certificates would lose their entire value in such event.



Examples and illustrations of adjustments due to certain corporate actions

The examples are purely hypothetical and do not take fees and charges payable by investors into consideration. The examples highlight the effect of corporate actions on the value of the Certificates and do not take into account the possible influence of fees, exchange rates, or any other market parameters.

In the case of any corporate action on the Underlying Stock, the Calculation Agent will, as soon as reasonably practical after it becomes aware of such event, determine whether such corporate action has a dilutive or concentrative effect on the theoretical value of the Underlying Stock, and if so, will (a) calculate the corresponding adjustment, if any, to be made to the elements relating to the Underlying Stock which are used to determine any settlement or payment terms under the Certificates and/or adjust at its discretion any other terms of the Certificates as it determines appropriate to preserve the economic equivalent of the obligations of the Issuer under the Certificates and (b) determine the effective date of such adjustment.

Notwithstanding the foregoing, in the event the Observation Date of the Leverage Reset Time (t), is an ex-date with respect to a corporate action related to the Underlying Stock and the immediately preceding Leverage Reset Time r(t) is at the scheduled closing time for the Relevant Stock Exchange for the Underlying Stock (or any successor thereto), the Calculation Agent may, in its sole and absolute discretion, replace the $Rfactor_t$ with respect to such Leverage Reset Time (t) by an amount computed according to the following generic formula :

$$Rfactor_t = \left[1 - \frac{Div_t + DivExc_t - M \times R}{S_{r(t)}} \right] \times \frac{1}{1 + M}$$

This formula is provided for indicative purposes and the Calculation Agent may determine that this formula is not appropriate for certain corporate actions and may apply a different formula instead.

Such adjustment of $Rfactor_t$ would affect the Leveraged Return, the Rebalancing Cost, and the Underlying Reference Price used to determine the Intraday Restrike Event. The Air Bag mechanism would not be triggered if the stock price falls by 15% exclusively because of the dilutive effect of a corporate action.

Where:

$DivExc_t$ is the amount received as an Extraordinary Dividend by a holder of existing Shares for each Share held prior to the Extraordinary Dividend, net of any applicable withholding taxes.

M is the number of new Share(s) (whether a whole or a fraction) per existing Share each holder thereof is entitled to subscribe or to receive (positive amount) or the number of existing Shares redeemed or canceled per existing Share (negative amount), as the case may be, resulting from the corporate action.

R is the subscription price per Share (positive amount) or the redemption price per Share (negative amount) including any dividends or other benefits forgone to be subscribe to or to receive (as applicable), or to redeem a Share.

1. Stock split

Assuming the Underlying Stock is subject to a 1 to 2 stock split (i.e. 1 new Share for every 1 existing share):

$$S_{r(t)} = \$100$$

$$S_t = \$51$$

$$\text{Div}_t = \$0$$

$$\text{DivExc}_t = \$0$$

M = 1 (i.e. 1 new Shares for 1 existing Share)

R = \$0 (no subscription price / redemption price)

$$Rfactor_t = \left[1 - \frac{0 + 0 - 2 \times 0}{100} \right] \times \frac{1}{1 + 1} = 50\%$$

As a consequence:

$$\text{LR}_{R(t),t} = \text{Leverage} \times \left(\frac{S_t}{S_{R(t)} \times Rfactor_t} - 1 \right) = 5 \times \left(\frac{51}{100 \times 50\%} - 1 \right) = 10\%$$

$S_{R(t)}$	$S_{R(t)} \times Rfactor_t$	S_t	Adjusted Underlying Stock Performance
100	50	51	2%

Value of the Certificate r(t)	Value of the Certificate (t)	Certificates' performance (excluding any cost and fees)
0.65	0.715	10%

In such case an Intraday Restrike Event would occur if the Underlying Stock price falls to \$42.5, which is 15% below \$50, the Underlying Stock Reference Price.

2. Share Consolidation

Assuming the Underlying Stock is subject to a 2 to 1 share consolidation (i.e. 1 Share canceled for every 2 existing Shares):

$$S_{R(t)} = \$100$$

$$S_t = \$202$$

$$\text{Div}_t = \$0$$

$$\text{DivExc}_t = \$0$$

M = -0.5 (i.e. 0.5 Shares canceled for each 1 existing Share)

R = \$0 (no subscription price / redemption price)

$$Rfactor_t = \left[1 - \frac{0 + 0 - (-0.5) \times 0}{100} \right] \times \frac{1}{1 + (-0.5)} = 200\%$$

As a consequence:

$$LR_{R(t),t} = \text{Leverage} \times \left(\frac{S_t}{S_{R(t)} \times Rfactor_t} - 1 \right) = 5 \times \left(\frac{202}{100 \times 200\%} - 1 \right) = 5\%$$

$S_{R(t)}$	$S_{R(t)} \times Rfactor_t$	S_t	Adjusted Underlying Stock Performance
100	200	202	1%

Value of the Certificate r(t)	Value of the Certificate (t)	Certificates' performance (excluding any cost and fees)
0.65	0.6825	5%

In such case an Intraday Restrike Event would occur if the Underlying Stock price falls to \$170, which is 15% below \$200, the Underlying Stock Reference Price.

3. Rights Issues

Assuming there is a rights issue with respect to the Underlying Stock, with a right to receive 1 new Share for every 2 existing Shares, for a subscription price of \$40.

$$S_{R(t)} = \$100$$

$$S_t = \$84$$

$$Div_t = \$0$$

$$DivExc_t = \$0$$

$$R = \$40 \text{ (i.e. subscription price of \$40)}$$

$$M = 0.5 \text{ (i.e. 1 new share for every 2 existing shares)}$$

$$Rfactor_t = \left[1 - \frac{0 + 0 - 0.5 \times 40}{100} \right] \times \frac{1}{1 + 0.5} = 80\%$$

As a consequence:

$$LR_{R(t),t} = \text{Leverage} \times \left(\frac{S_t}{S_{R(t)} \times Rfactor_t} - 1 \right) = 5 \times \left(\frac{84}{100 \times 80\%} - 1 \right) = 25\%$$

$S_{R(t)}$	$S_{R(t)} \times Rfactor_t$	S_t	Adjusted Underlying Stock Performance
100	80	84	5%

Value of the Certificate r(t)	Value of the Certificate (t)	Certificates' performance (excluding any cost and fees)
0.65	0.8125	25%

In such case an Intraday Restrike Event would occur if the Underlying Stock price falls to \$68, which is 15% below \$80, the Underlying Stock Reference Price.

4. Bonus Issues

Assuming there is a bonus issue with respect to the Underlying Stock, where shareholders receive 1 bonus share for 5 existing shares:

$$S_{r(t)} = \$100$$

$$S_t = \$85$$

$$\text{Div}_t = \$0$$

$$\text{DivExc}_t = \$0$$

$$R = \$0$$

$$M = 0.2 \text{ (i.e. 1 new share for 5 existing shares)}$$

$$Rfactor_t = \left[1 - \frac{0 + 0 - 0.2 \times 0}{100} \right] \times \frac{1}{1 + 0.2} = 83.33\%$$

As a consequence:

$$LR_{r(t),t} = \text{Leverage} \times \left(\frac{S_t}{S_{r(t)} \times Rfactor_t} - 1 \right) = 5 \times \left(\frac{85}{100 \times 83.33\%} - 1 \right) = 10\%$$

$S_{r(t)}$	$S_{t(t)} \times Rfactor_t$	S_t	Adjusted Underlying Stock Performance
100	83.33	85	2%

Value of the Certificate r(t)	Value of the Certificate (t)	Certificates' performance (excluding any cost and fees)
0.65	0.715	10%

In such case an Intraday Restrike Event would occur if the Underlying Stock price falls to \$70.83, which is 15% below \$83.33, the Underlying Stock Reference Price.

5. Extraordinary Dividend

Assuming there is an extraordinary dividend of \$20 (net of taxes) paid in respect of each stock.

$$S_{r(t)} = \$100$$

$$S_t = \$84$$

$$\text{Div}_t = \$0$$

$$\text{DivExc}_t = \$20$$

$$R = \$0$$

$$M = 0$$

$$Rfactor_t = \left[1 - \frac{0 + 20 - 0 \times 0}{100} \right] \times \frac{1}{1 + 0} = 80\%$$

As a consequence:

$$LR_{r(t),t} = \text{Leverage} \times \left(\frac{S_t}{S_{r(t)} \times Rfactor_t} - 1 \right) = 5 \times \left(\frac{84}{100 \times 80\%} - 1 \right) = 25\%$$

$S_{r(t)}$	$S_{r(t)} \times Rfactor_t$	S_t	Adjusted Underlying Stock Performance
100	80	84	5%

Value of the Certificate r(t)	Value of the Certificate (t)	Certificates' performance (excluding any cost and fees)
0.65	0.8125	25%

In such case an Intraday Restrike Event would occur if the Underlying Stock price falls to \$68, which is 15% below \$80, the Underlying Stock Reference Price.

INFORMATION RELATING TO THE COMPANY

All information contained in this document regarding the Company, including, without limitation, its financial information, is derived from publicly available information which appears on the web-site of Hong Kong Exchanges and Clearing Limited (the "HKExCL") at <http://www.hkex.com.hk> and/or the Company's web-site at <https://www.byd.com/en/index.html>. The Issuer has not independently verified any of such information.

BYD Company Limited (the "**Company**") is a China-based company principally engaged in the manufacture and sales of transportation equipment. The Company is also engaged in the manufacture and sales of electronic parts and components and electronic devices for daily use. The Company's products include rechargeable batteries and photovoltaic products, mobile phone parts and assembly, and automobiles and related products. The Company mainly conducts its businesses in China, the United States and Europe.

The information set out in Appendix I of this document relates to the unaudited consolidated financial statements of the Company and its subsidiaries for the first quarter ended 31 March 2022 and has been extracted and reproduced from an announcement by the Company dated 27 April 2022 in relation to the same. Further information relating to the Company may be located on the web-site of the HKExCL at <http://www.hkex.com.hk>.

INFORMATION RELATING TO THE DESIGNATED MARKET MAKER

UBS AG, acting through its London Branch, has been appointed the designated market maker (“DMM”) for the Certificates. The DMM will provide competitive buy and sell quotes for the Certificates continuously during the trading hours of the SGX-ST on the following basis:

- (a) Maximum bid and offer spread : (i) when the best bid price of the Certificate is S\$10 and below: 10 ticks or S\$0.20 whichever is greater; and
(ii) when the best bid price of the Certificate is above S\$10: 5% of the best bid price of the Certificate.
- (b) Minimum quantity subject to bid and offer spread : 10,000 Certificates
- (c) Last Trading Day for Market Making : The date falling 5 Exchange Business Days immediately preceding the Expiry Date

In addition, the DMM may not provide a quotation in the following circumstances:

- (i) during the pre-market opening and five minutes following the opening of the SGX-ST on any trading day;
- (ii) if the Certificates are valueless (where the Issuer’s bid price is below the minimum bid size for such securities as prescribed by the SGX-ST);
- (iii) before the Relevant Stock Exchange for the Underlying Stock has opened and after the Relevant Stock Exchange for the Underlying Stock has closed on any trading day;
- (iv) when trading in the Underlying Stock is suspended or limited in a material way for any reason, for the avoidance of doubt, the DMM is not obliged to provide quotations for the Certificates at any time when the Underlying Stock is not negotiated/traded for any reason;
- (v) where the Certificates are suspended from trading for any reason;
- (vi) market disruption events, including, without limitation, any suspension of or limitation imposed on trading (including but not limited to unforeseen circumstances such as by reason of movements in price exceeding limits permitted by the SGX-ST or any act of God, war, riot, public disorder, explosion, terrorism or otherwise) in the Underlying Stock;
- (vii) where the Issuer or the DMM faces technical problems affecting the ability of the DMM to provide bids and offer quotations;
- (viii) where the ability of the Issuer to source a hedge or unwind an existing hedge, as determined by the Issuer in good faith, is materially affected by the prevailing market conditions, and the Issuer informs the SGX-ST of its inability to do so as soon as practicable;
- (ix) in cases where the Issuer has no Certificates to sell, then the DMM will only provide the bid price;

- (x) if the stock market experiences exceptional price movement and volatility;
- (xi) when it is a public holiday in Singapore and/or Hong Kong and/or the SGX-ST and/or the HKEX is not open for dealings; and
- (xii) during the suspension of trading of Certificates after an Air Bag Mechanism has been triggered.

The last trading day on which the DMM will provide competitive quotations for the Certificates would be the fifth Exchange Business Day immediately preceding the Expiry Date.

PLACING AND SALE

General

No action has been or will be taken by the Issuer that would permit a public offering of the Certificates or possession or distribution of any offering material in relation to the Certificates in any jurisdiction where action for that purpose is required. No offers, sales or deliveries of any Certificates, or distribution of any offering material relating to the Certificates may be made in or from any jurisdiction except in circumstances which will result in compliance with any applicable laws or regulations and will not impose any obligation on the Issuer. In the event that the Issuer contemplates a placing, placing fees may be payable in connection with the issue and the Issuer may at its discretion allow discounts to placees.

United Kingdom

In relation to each tranche of Certificates, the Issuer has represented, warranted and agreed that:

(a) No deposit-taking: in relation to any Certificates having a maturity of less than one year:

(i) it is a person whose ordinary activities involve it in acquiring, holding, managing or disposing of investments (as principal or agent) for the purposes of its business; and

(ii) it has not offered or sold and will not offer or sell any Certificates other than to persons:

(A) whose ordinary activities involve them in acquiring, holding, managing or disposing of investments (as principal or agent) for the purposes of their businesses; or

(B) who it is reasonable to expect will acquire, hold, manage or dispose of investments (as principal or agent) for the purposes of their businesses,

where the issue of the Certificates would otherwise constitute a contravention of section 19 of the Financial Services and Markets Act 2000 (the "FSMA") by the Issuer;

(b) Financial Promotion: it has only communicated or caused to be communicated and will only communicate or cause to be communicated any invitation or inducement to engage in investment activity (within the meaning of section 21 of the FSMA) received by it in connection with the issue or sale of any Certificates in circumstances in which section 21(1) of the FSMA does not or would not, if the Issuer was not an authorised person, apply to the Issuer; and

(c) General Compliance: it has complied and will comply with all applicable provisions of the FSMA with respect to anything done by it in relation to any Certificates in, from or otherwise involving the United Kingdom.

If the applicable Supplemental Listing Document in respect of any Certificates specifies the "Prohibition of Sales to European Economic Area Retail Investors" as "Not Applicable", the Issuer has represented and agreed that it has not offered, sold or otherwise made available such Certificates to any retail investor in the United Kingdom. For the purposes of this provision:

(a) the expression "**retail investor**" means a person who is one (or more) of the following:

(i) a retail client, as defined in point (8) of Article 2 of Regulation (EU) No 2017/565 as it forms part of domestic law by virtue of the European Union (Withdrawal) Act 2018 ("**EUWA**"); or

- (ii) a customer within the meaning of the provisions of the FSMA and any rules or regulations made under the FSMA which were relied on immediately before exit day to implement Directive (EU) 2016/97, where that customer would not qualify as a professional client, as defined in point (8) of Article 2(1) of Regulation (EU) No 600/2014 as it forms part of domestic law by virtue of the EUWA; or
 - (iii) not a qualified investor as defined in Article 2 of Regulation (EU) 2017/1129 as it forms part of domestic law by virtue of the EUWA; and
- (b) the expression an "**offer**" includes the communication in any form and by any means of sufficient information on the terms of the offer and the Certificates to be offered so as to enable an investor to decide to purchase or subscribe for the Certificates.

If the applicable Supplemental Listing Document in respect of any Certificates specifies the "Prohibition of Sales to European Economic Area Retail Investors" as "Not Applicable", the Issuer has represented and agreed that it has not made and will not make an offer of Certificates which are the subject of the offering contemplated by the Base Listing Document as completed by this Supplemental Listing Document to the public in the United Kingdom except that it may make an offer of such Certificates to the public in the United Kingdom:

- a) if the Supplemental Listing Document in relation to the Certificates specifies an offer of those Certificates may be made other than pursuant to Article 1(4) of the UK Prospectus Regulation in the United Kingdom (a "**Public Offer**"), following the date of publication of a prospectus in relation to such Certificates which either (i) has been approved by the UK Financial Conduct Authority ("**FCA**"), or (ii) is to be treated as if it had been approved by the FCA in accordance with the transitional provision in Regulation 74 of the Prospectus (Amendment etc.) (EU Exit) Regulations 2019, provided that any such prospectus has subsequently been completed by final terms contemplating such Public Offer, in the period beginning and ending on the dates specified in such prospectus or final terms, as applicable, and the Issuer has consented in writing to its use for the purpose of that Public Offer;
- b) at any time to any legal entity which is a qualified investor as defined in Article 2 of the UK Prospectus Regulation;
- c) at any time to fewer than 150 natural or legal persons (other than qualified investors as defined in Article 2 of the UK Prospectus Regulation); or
- d) at any time in any other circumstances falling within section 86 of the FSMA, provided that no such offer of Certificates to the public referred to in (a) to (c) above shall require the publication of a prospectus pursuant to section 85 of the FSMA or supplement a prospectus pursuant to Article 23 of the UK Prospectus Regulation,

provided that no such offer of Certificates referred to in (b) to (d) above shall require the Issuer to publish a prospectus pursuant to section 85 of the FSMA or supplement a prospectus pursuant to Article 23 of the UK Prospectus Regulation.

For the purposes of this provision, the expression "an offer of Certificates to the public" in relation to any products in the United Kingdom means the communication in any form and by any means of sufficient information on the terms of the offer and the Certificates to be offered so as to enable an investor to decide to purchase or subscribe the Certificates, and the expression "**UK Prospectus Regulation**" means Regulation (EU) 2017/1129 as it forms part of domestic law by virtue of the EUWA.

United States of America

The Certificates have not been, and will not be, registered under the Securities Act. Subject to certain exceptions, Certificates, or interests therein, may not at any time be offered, sold, resold or delivered, directly or indirectly, in the United States or to, or for the account or benefit of, any U.S. person or to others for offering, sale or resale in the United States or to any such U.S. person. Offers and sales of Certificates, or interests therein, in the United States or to U.S. persons would constitute a violation of United States securities laws unless made in compliance with registration requirements of the Securities Act or pursuant to an exemption therefrom. The Certificates will not be offered, sold or delivered within the United States or to U.S. persons. As used herein, "**United States**" means the United States of America (including the States and the District of Columbia), its territories, its possessions and other areas subject to its jurisdiction; and "**U.S. person**" means (i) any citizen or resident of the United States, including any corporation, partnership or other entity created or organised in or under the laws of the United States or of any political subdivision thereof, (ii) any estate or trust the income of which is subject to United States income taxation regardless of its source, (iii) "U.S. person" as such term is defined in (a) Regulation S under the Securities Act or (b) the Interpretive Guidance and Policy Statement Regarding Compliance with Certain Swap Regulations promulgated by the U.S. Commodity Futures Trading Commission ("**CFTC**") pursuant to the U.S. Commodity Exchange Act of 1936, as amended, or (iv) a person other than a "Non-United States Person" as defined in CFTC Rule 4.7, in each case, as such definition is amended, modified or supplemented from time to time.

Prohibition of Sales to European Economic Area

If the applicable Supplemental Listing Document in respect of any Certificates specifies the "Prohibition of Sales to European Economic Area Retail Investors" as "Not Applicable", the Issuer has represented and agreed that it has not offered, sold or otherwise made available and will not offer, sell or otherwise make available any Certificates which are the subject of the offering contemplated by the Base Listing Document as completed by this Supplemental Listing Document to any retail investor in the European Economic Area. For the purposes of this provision:

(a) the expression "retail investor" means a person who is one (or more) of the following:

(i) a retail client as defined in point (11) of Article 4(1) of Directive 2014/65/EU (as amended, "**MiFID II**");

(ii) a customer within the meaning of Directive 2016/97 (as amended), where that customer would not qualify as a professional client as defined in point (10) of Article 4(1) of MiFID II; or

(iii) not a qualified investor as defined in Regulation (EU) 2017/1129 (as amended, the "**Prospectus Regulation**"); and

(b) the expression an "offer" includes the communication in any form and by any means of sufficient information on the terms of the offer and the Certificates to be offered so as to enable an investor to decide to purchase or subscribe the Certificates.

PUBLIC OFFER SELLING RESTRICTION UNDER THE PROSPECTUS REGULATION

If the Supplemental Listing Document specifies "Prohibition of Sales to European Economic

Area Retail Investors" as "Not Applicable", in relation to each member state of the European Economic Area (each, a "**Relevant State**"), the Issuer has represented, warranted and agreed that it has not made and will not make an offer of Certificates which are the subject of the offering contemplated by the Base Listing Document as completed by this Supplemental Listing Document to the public in that Relevant State except that it may make an offer of such Certificates to the public in that Relevant State:

(a) Approved listing document: if the Supplemental Listing Document in relation to the Certificates specifies that an offer of those Certificates may be made other than pursuant to Article 1(4) of the Prospectus Regulation in that Relevant State (a "**Non-exempt Offer**"), following the date of publication of a listing document in relation to such Certificates which has been approved by the competent authority in that Relevant State or, where appropriate, approved in another Relevant State and notified to the competent authority in that Relevant State, provided that any such listing document has subsequently been completed by the Supplemental Listing Document contemplating such Non-exempt Offer, in accordance with the Prospectus Regulation, in the period beginning and ending on the dates specified in such listing document or Supplemental Listing Document, as applicable and the Issuer has consented in writing to its use for the purpose of that Non-exempt Offer;

(b) Qualified investors: at any time to any legal entity which is a qualified investor as defined in the Prospectus Regulation;

(c) Fewer than 150 offered: at any time to fewer than 150 natural or legal persons (other than qualified investors as defined in the Prospectus Regulation), subject to obtaining the prior consent of the Issuer for any such offer; or

(d) Other exempt offers: at any time in any other circumstances falling within Article 3(2) of the Prospectus Regulation,

provided that no such offer of Certificates referred to in (b) to (d) above shall require the Issuer to publish a listing document pursuant to Article 3 of the Prospectus Regulation or supplement a listing document pursuant to Article 23 of the Prospectus Regulation.

For the purposes of this provision, the expression an "**offer of Certificates to the public**" in relation to any Certificates in any Relevant State means the communication in any form and by any means of sufficient information on the terms of the offer and the Certificates to be offered so as to enable an investor to decide to purchase or subscribe for the Certificates, as the same may be varied in that Relevant State by any measure implementing the Prospectus Regulation in that Relevant State.

Singapore

This document has not been registered as a prospectus with the Monetary Authority of Singapore. Accordingly, this document and any other document or material in connection with the offer or sale, or invitation for subscription or purchase, of Certificates may not be circulated or distributed, nor may Certificates be offered or sold, or be made the subject of an invitation for subscription or purchase, whether directly or indirectly, to persons in Singapore other than pursuant to, and in accordance with the conditions of, any applicable provision of the Securities and Futures Act, Chapter 289 of Singapore.

Hong Kong

No person, other than a person permitted to do so under the securities laws of Hong Kong, has issued, or had in its possession for the purposes of issue, or will issue, or have in its possession for the purposes of issue any advertisement, invitation or document relating to the Certificates, whether in Hong Kong or elsewhere, which is directed at, or the contents of which are likely to be accessed or read by, the public in Hong Kong other than with respect to Certificates which are or are intended to be disposed of only to persons outside Hong Kong or only to “professional investors” within the meaning of the Securities and Futures Ordinance (Cap. 571) of the Laws of Hong Kong and any rules made thereunder.

SUPPLEMENTAL INFORMATION RELATING TO THE ISSUER

The information set out in Appendix II of this document relates to the recent developments in the Issuer's business.

The information set out in Appendix III of this document is an extract of the unaudited consolidated financial statements of UBS AG and its subsidiaries for the first quarter ended 31 March 2022.

For more information on the Issuer, please see <http://www.ubs.com/>.

Queries regarding the Certificates may be directed to +852 2971 6668 or OL-HKWarrants@ubs.com.

SUPPLEMENTAL GENERAL INFORMATION

The information set out herein is supplemental to, and should be read in conjunction with, the information set out on page 281 of the Base Listing Document.

1. Save as disclosed in the Base Listing Document and herein, there is no litigation, arbitration or administrative proceedings relating to claims or amounts which are material in the context of the issue of the Certificates to which the Issuer is a party nor, to the best of its knowledge and belief, is there any threatened litigation, arbitration or administrative proceedings relating to claims or amounts which are material in the context of the issue of the Certificates which would in either case jeopardise its ability to discharge its obligations in respect of the Certificates.
2. UBS AG, Singapore Branch at 9 Penang Road, Singapore 238459, has been authorised to accept, on behalf of the Issuer, service of process and any other notices required to be served on the Issuer. Any notices required to be served on the Issuer should be sent to UBS AG, Singapore Branch at the above address for the attention of Han-Kiat Tan, Legal & Compliance.
3. Settlement of trades done on a normal “ready basis” on the SGX-ST generally take place on the second Business Day following the transaction. Dealing in the Certificates will take place in board lots of 100 Certificates in Singapore dollars. For further details on the transfer of Certificates and their exercise, please refer to the section headed “Summary of the Issue” above.
4. It is not the current intention of the Issuer to apply for a listing of the Certificates on any stock exchange other than the SGX-ST.
5. There has been no adverse change, material in the context of the issue of the Certificates, in the financial position of the Issuer since 31 March 2022.
6. The following contracts, relating to the issue of the Certificates, have been or will be entered into by the Issuer and may be material to the issue of the Certificates:
 - (a) the Master Instrument; and
 - (b) the Master Warrant Agent Agreement.

None of the directors of the Issuer has any direct or indirect interest in any of the above contracts.

7. The Issuer has appropriate risk management capabilities to manage the issue of the Certificates.
8. Copies of the following documents may be inspected during usual business hours on any weekday (Saturdays, Sundays and holidays excepted) at the office of Allen & Gledhill LLP at One Marina Boulevard #28-00, Singapore 018989, during the period of 14 days from the date of this document:

- (a) the articles of association of the Issuer;
- (b) the latest financial reports (including the notes thereto) of the Issuer;
- (c) the Base Listing Document; and
- (d) this document.

APPENDIX I

**REPRODUCTION OF THE UNAUDITED CONSOLIDATED FINANCIAL STATEMENTS
FOR THE FIRST QUARTER ENDED 31 MARCH 2022 OF
BYD COMPANY LIMITED AND ITS SUBSIDIARIES**

Hong Kong Exchanges and Clearing Limited and The Stock Exchange of Hong Kong Limited take no responsibility for the contents of this announcement, make no representation as to its accuracy or completeness and expressly disclaim any liability whatsoever for any loss howsoever arising from or in reliance upon the whole or any part of the content of this announcement.



比亞迪股份有限公司
BYD COMPANY LIMITED

(A joint stock company incorporated in the People's Republic of China with limited liability)

(Stock Code: 1211)

Website: <http://www.byd.com>

2022 FIRST QUARTERLY REPORT

This announcement is published simultaneously in the mainland of the People's Republic of China pursuant to the Rules Governing Listing of Stocks on Shenzhen Stock Exchange and in Hong Kong pursuant to the disclosure obligations under Rule 13.09, Rule 13.10B and the Inside Information Provision of the Rules Governing the Listing of Securities on The Stock Exchange of Hong Kong Limited.

IMPORTANT NOTICE:

1. The Board of Directors, Supervisory Committee and the Directors, Supervisors and senior management of the Company guarantee that the contents of this quarterly report are true, accurate and complete and do not contain false information, misleading statements or material omissions, and individually and collectively accept legal responsibility thereof.
2. The Chairman of the Company, Person in charge of Accounting, and Head of Accounting Department (Accounting Supervisor) hereby declare that they guarantee the truthfulness, accuracy and completeness of the financial statements contained in this quarterly report.
3. Whether the first quarterly report is audited or not

Yes No

I. MAJOR FINANCIAL DATA

(I) Major Accounting Data and Financial Indicators

Retrospective adjustments to or restatement of the accounting data for the prior year by the Company

Yes No

	The Reporting Period	The corresponding period of last year	Increase/decrease for the Reporting Period as compared with the corresponding period of last year
Revenue from operations (RMB)	66,825,185,000.00	40,991,873,000.00	63.02%
Net profit attributable to shareholders of the listed company (RMB)	808,408,000.00	237,356,000.00	240.59%
Net profit attributable to shareholders of the listed company after deduction of extraordinary gains or losses (RMB)	513,943,000.00	-81,651,000.00	729.44%
Net cash flow from operating activities (RMB)	11,933,340,000.00	141,856,000.00	8,312.29%
Basic earnings per share (RMB/share)	0.28	0.08	250.00%
Diluted earnings per share (RMB/share)	0.28	0.08	250.00%
Weighted average rate of return on net assets	0.85%	0.31%	0.54%

	As at the end of the Reporting Period	As at the end of the previous year	Increase/decrease as at the end of the Reporting Period as compared with that at the end of the previous year
Total assets (RMB)	317,073,763,000.00	295,780,147,000.00	7.20%
Total owners' equity attributable to shareholders of the listed company (RMB)	95,844,610,000.00	95,069,671,000.00	0.82%

(II) Extraordinary Gain or Loss Items and Amount✓ Applicable N/A

Unit : RMB

Item	Amount for the Reporting Period	Explanation
Gains or losses on disposal of non-current assets (including the written-off portion of provisions for asset impairment)	-12,112,000.00	
Government grants (except for government grants which are closely related to normal business operations of the Company, in compliance with national policies and regulations, and conform with the amount and quantities at certain standards on an ongoing basis) charged to gains or losses for the period	192,651,000.00	Mainly the government grants related to vehicles
Gains or losses from entrusted investment or asset management	18,864,000.00	
Gains or losses arising from changes in fair value of financial assets held for trading and financial liabilities held for trading, investment gains from disposal of financial assets held for trading, financial liabilities held for trading and financial assets available for sale, other than effective hedging activities associated with normal business operations of the Company	123,963,000.00	Mainly due to the changes in the fair value of other non-current financial assets and changes in forward exchange remittance operations
Reversal of provisions for impairment of receivables individually tested for impairment	35,926,000.00	
Other non-operating income and expenses apart from those stated above	961,000.00	
Less: Effect on income tax	52,462,000.00	
Effect on minority interests (after tax)	13,326,000.00	
Total	294,465,000.00	

Particulars of other gain or loss items conforming with the definition of extraordinary gains or losses:

Applicable ✓ N/A

There are no particulars of other gain or loss items of the Company conforming with the definition of extraordinary gains or losses.

Particulars of items of extraordinary gains or losses illustrated in “Notice on Explanation of Information Disclosure of Companies Publicly Issuing Securities No. 1 – Extraordinary Gains or Losses” that are defined as items of recurring gains or losses

Applicable ✓ N/A

There were no items of extraordinary gains or losses illustrated in “Notice on Explanation of Information Disclosure of Companies Publicly Issuing Securities No. 1 – Extraordinary Gains or Losses” that are defined as items of recurring gains or losses.

(III) Substantial Changes in Major Accounting Data and Financial Indicators and the Reasons Thereof

✓ Applicable □ N/A

BALANCE SHEET

Unit: RMB

Item	31 March 2022	31 December 2021	Change	Attributable reasons
Financial assets held for trading	1,591,381,000.00	5,606,052,000.00	-71.61%	Mainly due to maturity of structured deposits
Receivables financing	15,539,243,000.00	8,743,126,000.00	77.73%	Mainly due to the decrease in bill discounting
Prepayments	2,776,919,000.00	2,036,577,000.00	36.35%	Mainly due to the increase in advance payments
Other current asset	12,193,589,000.00	8,525,475,000.00	43.03%	Mainly due to the increase in value-added tax and large certificates of deposit to be deducted
Construction in progress	27,963,858,000.00	20,277,309,000.00	37.91%	Mainly due to the increase in battery and automobile businesses
Short-term borrowings	5,481,339,000.00	10,204,358,000.00	-46.28%	Mainly due to the repayment of borrowings during the period
Notes payable	4,841,911,000.00	7,331,459,000.00	-33.96%	Mainly due to the change in settlement method during the period
Contract liabilities	21,922,071,000.00	14,932,576,000.00	46.81%	Mainly due to the increase in advance payments
Non-current liabilities due within one year	8,559,665,000.00	12,983,416,000.00	-34.07%	Mainly due to the repayment of bonds and borrowings during the period
Other current liabilities	1,974,466,000.00	1,359,114,000.00	45.28%	Mainly due to the increase in pending output value-added tax

STATEMENT OF PROFIT OR LOSS

Unit: RMB

Item	January to March 2022	January to March 2021	Change	Attributable reasons
Revenue from operations	66,825,185,000.00	40,991,873,000.00	63.02%	Mainly due to the rapid growth of the industry of new energy vehicles
Cost of operations	58,537,865,000.00	35,828,950,000.00	63.38%	Mainly due to the increase in sales volume
Tax and surcharge	1,109,634,000.00	445,462,000.00	149.10%	Mainly due to the increase in the sales of vehicle
Sales expenses	1,978,293,000.00	1,247,470,000.00	58.58%	Mainly due to the increase in after-sales service fees and staff remuneration for the Period
Administrative expenses	1,701,838,000.00	1,162,579,000.00	46.38%	Mainly due to the increase in staff remuneration for the Period
Research and development expenses	2,360,666,000.00	1,217,204,000.00	93.94%	Mainly due to the increase in staff remuneration and material consumption for the period
Finance expenses	-81,001,000.00	595,230,000.00	-113.61%	Mainly due to the increase in interest income and decrease in interest expense and foreign exchange losses
Other gains	204,774,000.00	442,453,000.00	-53.72%	Mainly due to the decrease in government grants related to ordinary activities
Gains from changes in fair value	112,429,000.00	-8,841,000.00	1,371.68%	Mainly due to changes in the fair value of other non-current financial assets and changes in forward exchange remittance operations
Impairment loss of assets	-232,620,000.00	-130,719,000.00	77.95%	Mainly due to the increase in development expenses and impairment provision on intangible assets

STATEMENT OF CASH FLOWS

Unit: RMB

Item	January to March 2022	January to March 2021	Change	Attributable reasons
Net cash flows from operating activities	11,933,340,000.00	141,856,000.00	8,312.29%	Mainly due to the increase in cash received from sales of goods and provision of services
Net cash flows from investing activities	-12,596,291,000.00	-4,797,704,000.00	162.55%	Mainly due to the increase in cash paid for purchase and construction of fixed assets, intangible assets and other long-term assets
Net cash flows from fund-raising activities	-7,253,364,000.00	20,435,114,000.00	-135.49%	Mainly due to the issuance of additional listed foreign shares (H shares) for the previous period

II. SHAREHOLDER INFORMATION

(I) Table of the total number of shareholders of ordinary shares and number of shareholders of preference shares with voting rights restored and shareholding of top ten shareholders

Unit: shares

Total number of shareholders of ordinary shares at the end of the Reporting Period	405,607 (405,486 were holders of A shares and 121 were holders of H shares)	Total number of shareholders of preference shares with voting rights restored at the end of the Reporting Period (if any)	0			
Shareholding of top ten shareholders						
Name of shareholders	Nature of shareholders	Percentage of shareholding	Number of shares held	Number of shares subject to lock-up held	Pledged, marked or frozen	
					Status of shares	Number
HKSCC NOMINEES LIMITED	Overseas legal person	29.97%	872,397,747 (Note 1)	0		
Wang Chuan-fu	Domestic natural person	17.64%	513,623,850 (Note 2)	385,217,887		
Lv Xiang-yang	Domestic natural person	8.22%	239,228,620	179,421,465	Pledged	68,543,750
WESTERN CAPITAL GROUP LLC (100% owned by BERKSHIRE HATHAWAY ENERGY COMPANY which was formerly known as MIDAMERICAN ENERGY HOLDINGS COMPANY)	Overseas legal person	7.73%	225,000,000	0		
Youngy Investment Holding Group Co., Ltd. (融捷投資控股集團有限公司)	Domestic non-state owned legal person	5.32%	154,976,202	0	Pledged	29,131,592
Xia Zuo-quan	Domestic natural person	2.84%	82,635,607 (Note 3)	61,976,705		
Hong Kong Securities Clearing Company Limited	Overseas legal person	2.19%	63,684,000	0		
Wang Nian-qiang	Domestic natural person	0.63%	18,299,740	0	Pledged	3,080,000
Central Huijin Asset Management Ltd.	State-owned legal person	0.41%	11,976,633	0		
Li Ke	Domestic natural person	0.38%	10,921,400	8,191,050	Pledged	5,319,633
<p><i>Note 1:</i> The number includes the 1,000,000 H shares held by Mr. Wang Chuan-fu, the 195,000 H shares and the 305,000 H shares respectively held by Mr. Xia Zuo-quan and SIGN INVESTMENTS LIMITED, an overseas company controlled by Mr. Xia Zuo-quan;</p> <p><i>Note 2:</i> The number does not include the 1,000,000 H shares held by Mr. Wang Chuan-fu and the 3,727,700 A shares held by Mr. Wang Chuan-fu in No.1 Assets Management Plan through E Fund BYD;</p> <p><i>Note 3:</i> The number does not include the 195,000 H shares and the 305,000 H shares held by Mr. Xia Zuo-quan and SIGN INVESTMENTS LIMITED, an overseas company controlled by Mr. Xia Zuo-quan.</p>						

Shareholding of top ten shareholders not subject to lock-up			
Name of shareholders	Number of shares not subject to lock-up held	Class of shares	
		Class of shares	Number
HKSCC NOMINEES LIMITED	872,397,747 <i>(Note 1)</i>	Overseas listed foreign shares	872,397,747
WESTERN CAPITAL GROUP LLC (100% owned by BERKSHIRE HATHAWAY ENERGY COMPANY which was formerly known as MIDAMERICAN ENERGY HOLDINGS COMPANY)	225,000,000	Overseas listed foreign shares	225,000,000
Youngy Investment Holding Group Co., Ltd. (融捷投資控股集團有限公司)	154,976,202	RMB ordinary shares	154,976,202
Wang Chuan-fu	128,405,963 <i>(Note 2)</i>	RMB ordinary shares	128,405,963
Hong Kong Securities Clearing Company Limited	63,684,000	RMB ordinary shares	63,684,000
Lv Xiang-yang	59,807,155	RMB ordinary shares	59,807,155
Xia Zuo-quan	20,658,902 <i>(Note 3)</i>	RMB ordinary shares	20,658,902
Wang Nian-qiang	18,299,740	RMB ordinary shares	18,299,740
Central Huijin Asset Management Ltd.	11,976,633	RMB ordinary shares	11,976,633
Zhang Wei	8,080,000	RMB ordinary shares	8,080,000
<p><i>Note 1:</i> The number includes the 1,000,000 H shares held by Mr. Wang Chuan-fu, the 195,000 H shares and the 305,000 H shares respectively held by Mr. Xia Zuo-quan and SIGN INVESTMENTS LIMITED, an overseas company controlled by Mr. Xia Zuo-quan;</p> <p><i>Note 2:</i> The number does not include the 1,000,000 H shares held by Mr. Wang Chuan-fu and the 3,727,700 A shares held by Mr. Wang Chuan-fu in No.1 Assets Management Plan through E Fund BYD;</p> <p><i>Note 3:</i> The number does not include the 195,000 H shares and the 305,000 H shares held by Mr. Xia Zuo-quan and SIGN INVESTMENTS LIMITED, an overseas company controlled by Mr. Xia Zuo-quan.</p>			

<p>Details of the connections among, or concerted actions taken by the above shareholders</p>	<p>1. Mr. Wang Chuan-fu is the controlling shareholder and de facto controller of the Company; Mr. Lv Xiang-yang is a cousin of Mr. Wang Chuan-fu. Mr. Lv Xiang-yang and his spouse, Ms. Zhang Chang-hong are interested in the equity of Youngy Investment Holding Group Co., Ltd. (融捷投資控股集團有限公司) as to 89.5% and 10.5% respectively; 2. Shares held by HKSCC NOMINEES LIMITED are the aggregate of H shares of the Company traded on the trading platform of HKSCC NOMINEES LIMITED on its behalf held by shareholders; 3. The Company is not aware of any connections among other shareholders nor any parties acting in concert as defined in the Administrative Measures for Acquisitions by Listed Companies.</p>
<p>Details of top ten shareholders participating in securities margin trading</p>	<p>1. During the Reporting Period, a shareholder of the Company, Youngy Investment Holding Group Co., Ltd. (融捷投資控股集團有限公司), participated in the refinancing and securities lending business, involving a total of 173,400 A shares as at the end of the Reporting Period. The ownership of such shares will not be transferred and its actual number of shareholding of A shares amount to 155,149,602. 2. A shareholder of the Company, Zhang Wei held 8,080,000 A shares of the Company through credit securities account.</p>

(II) Table showing total number of shareholders of preference shares of the Company and shareholding of top ten shareholders of preference shares

Applicable N/A

III. OTHER SIGNIFICANT EVENTS

✓ Applicable N/A

At the fourth meeting of the seventh session of the Board of Directors, the eleventh meeting of the seventh session of the Board of Directors and the first Extraordinary General Meeting of 2021 held on 30 December 2020, 10 May 2021 and 16 June 2021, respectively, the Company considered and approved the matters relating to the spin-off and separate listing of BYD Semiconductor Company Limited (“BYD Semiconductor”) on the ChiNext Board of the Shenzhen Stock Exchange (the “Shenzhen Stock Exchange”).

On 1 July 2021, the Company disclosed the Reminder Announcement on the Acceptance of Application for Spin-off and Listing of BYD Semiconductor Company Limited on the ChiNext Board by the Shenzhen Stock Exchange (Announcement No. 2021-084), in relation to the fact that BYD Semiconductor, a controlled subsidiary of the Company, submitted application materials to the Shenzhen Stock Exchange for listing on the ChiNext Board of the Shenzhen Stock Exchange and received the Notice on the Acceptance of Application Documents for Initial Public Offering of Shares and Listing on the ChiNext Board of BYD Semiconductor Company Limited (Shen Zheng Shang Shen [2021] No. 283) (《關於受理比亞迪半導體股份有限公司首次公開發行股票並在創業板上市申請文件的通知》(深證上審[2021]283號)) from the Shenzhen Stock Exchange on 29 June 2021. The Shenzhen Stock Exchange has checked the application report and the relevant application documents submitted by BYD Semiconductor for initial public offering and listing on the ChiNext Board in accordance with the relevant regulations, and considered the documents to be complete and decided to accept the application. For details, please refer to the website of CNINFO (www.cninfo.com.cn).

On 26 October 2021, the Company disclosed the Announcement on the Progress of the Spin-off and Listing of BYD Semiconductor Company Limited on the ChiNext Board (Announcement No. 2021-125), in relation to the fact that the Company applied to The Stock Exchange of Hong Kong Limited (the “Hong Kong Stock Exchange”) for the spin-off and separate listing of its controlled subsidiary BYD Semiconductor on the ChiNext Board of the Shenzhen Stock Exchange and the waiver of the assured entitlement to the shareholders of the Company. On 22 October 2021, the Company received the approval of the Hong Kong Stock Exchange in relation to the spin-off and the letter of consent for the waiver of the assured entitlement, confirming that the Company may proceed with the spin-off and be exempted from providing the assured entitlement of shares of BYD Semiconductor to its existing shareholders in accordance with Practice Note 15 of the Rules Governing the Listing of Securities on The Hong Kong Stock Exchange. For details, please refer to the website of CNINFO (www.cninfo.com.cn).

On 28 January 2022, the Company disclosed the Announcement on the Progress of the Spin-off and Listing of BYD Semiconductor Company Limited on the ChiNext Board (Announcement No. 2022-010), in relation to the fact that according to the Announcement of the Results of the 5th Review Meeting of the ChiNext Market Listing Committee in 2022 issued by the Shenzhen Stock Exchange on 27 January 2022, the review results of ChiNext Market Listing Committee of the Shenzhen Stock Exchange in respect of BYD Semiconductor’s application for proposed separate listing on the ChiNext Board of the Shenzhen Stock Exchange is: BYD Semiconductor Company Limited (initial public offering) complies with the issue conditions, listing conditions and information disclosure requirements (比亞迪半導體股份有限公司(首發)符合發行條件、上市條件和信息披露要求). For details, please refer to the website of CNINFO (www.cninfo.com.cn).

As at the date of disclosure of this report, the spin-off is subject to the decision of the China Securities Regulatory Commission to consent to the issuance and registration process, and there is uncertainty. The Company will comply with its information disclosure obligations in a timely manner in accordance with relevant laws and regulations regarding the progress of the spin-off of BYD Semiconductor in the future.

IV. QUARTERLY FINANCIAL STATEMENTS

(I) FINANCIAL STATEMENTS

1. Consolidated Balance Sheet

Prepared by: BYD Company Limited

31 March 2022

Unit: RMB

Item	Balance at the end of the period	Balance at the beginning of the year
Current assets:		
Monetary fund	42,181,589,000.00	50,457,097,000.00
Financial assets held for trading	1,591,381,000.00	5,606,052,000.00
Derivative financial assets		
Notes receivable		
Accounts receivable	34,994,831,000.00	36,251,280,000.00
Receivables financing	15,539,243,000.00	8,743,126,000.00
Prepayments	2,776,919,000.00	2,036,577,000.00
Other receivables	1,316,677,000.00	1,410,751,000.00
Including: Interests receivable		136,569,000.00
Dividends receivable		
Inventories	53,433,422,000.00	43,354,782,000.00
Contract assets	9,280,454,000.00	8,493,382,000.00
Non-current assets due within one year	896,705,000.00	1,231,667,000.00
Other current assets	12,193,589,000.00	8,525,475,000.00
Total current assets	174,204,810,000.00	166,110,189,000.00

IV. QUARTERLY FINANCIAL STATEMENTS (CONTINUED)

(I) FINANCIAL STATEMENTS (Continued)

1. Consolidated Balance Sheet (Continued)

Prepared by: BYD Company Limited

Unit: RMB

Item	Balance at the end of the period	Balance at the beginning of the year
Non-current assets:		
Long-term receivables	1,166,946,000.00	1,170,058,000.00
Long-term equity investments	8,971,327,000.00	7,905,001,000.00
Other investments in equity instruments	3,227,799,000.00	2,913,836,000.00
Other non-current financial assets	311,725,000.00	233,972,000.00
Investment properties	86,876,000.00	87,500,000.00
Fixed assets	61,987,370,000.00	61,221,365,000.00
Construction in progress	27,963,858,000.00	20,277,309,000.00
Right-of-use assets	1,939,585,000.00	1,573,232,000.00
Intangible assets	15,909,471,000.00	17,104,942,000.00
Development expenditure	2,772,930,000.00	2,605,031,000.00
Goodwill	65,914,000.00	65,914,000.00
Long-term deferred expenditures	130,708,000.00	77,432,000.00
Deferred income tax assets	2,359,510,000.00	1,913,316,000.00
Other non-current assets	15,974,934,000.00	12,521,050,000.00
Total non-current assets	142,868,953,000.00	129,669,958,000.00
Total assets	317,073,763,000.00	295,780,147,000.00

IV. QUARTERLY FINANCIAL STATEMENTS (CONTINUED)

(I) FINANCIAL STATEMENTS (Continued)

1. Consolidated Balance Sheet (Continued)

Prepared by: BYD Company Limited

Unit: RMB

Item	Balance at the end of the period	Balance at the beginning of the year
Current liabilities:		
Short-term borrowings	5,481,339,000.00	10,204,358,000.00
Financial liabilities held for trading	3,965,000.00	
Derivative financial liabilities		
Notes payable	4,841,911,000.00	7,331,459,000.00
Accounts payable	84,275,159,000.00	73,160,167,000.00
Payments received in advance	800,000.00	1,300,000.00
Contract liabilities	21,922,071,000.00	14,932,576,000.00
Staff remuneration payable	6,058,223,000.00	5,848,870,000.00
Taxes payable	2,328,003,000.00	1,779,018,000.00
Other payables	51,387,619,000.00	41,348,102,000.00
Including: Interests payable		
Dividends payable		
Estimated liabilities	2,750,494,000.00	2,355,564,000.00
Non-current liabilities due within one year	8,559,665,000.00	12,983,416,000.00
Other current liabilities	1,974,466,000.00	1,359,114,000.00
Total current liabilities	189,583,715,000.00	171,303,944,000.00

IV. QUARTERLY FINANCIAL STATEMENTS (CONTINUED)

(I) FINANCIAL STATEMENTS (Continued)

1. Consolidated Balance Sheet (Continued)

Prepared by: BYD Company Limited

Unit: RMB

Item	Balance at the end of the period	Balance at the beginning of the year
Non-current liabilities:		
Long-term borrowings	10,319,788,000.00	8,743,519,000.00
Debentures payable	2,064,198,000.00	2,046,439,000.00
Including: Preference shares		
Perpetual bonds		
Lease liabilities	1,765,197,000.00	1,415,291,000.00
Deferred income tax liabilities	580,010,000.00	609,566,000.00
Other non-current liabilities	7,388,976,000.00	7,417,179,000.00
Total non-current liabilities	22,118,169,000.00	20,231,994,000.00
Total liabilities	211,701,884,000.00	191,535,938,000.00
Owners' equity:		
Share capital	2,911,143,000.00	2,911,143,000.00
Other equity instruments		
Including: Preference shares		
Perpetual bonds		
Capital reserve	60,820,262,000.00	60,807,219,000.00
Less: treasury stocks		
Other comprehensive income	-176,005,000.00	-124,055,000.00

IV. QUARTERLY FINANCIAL STATEMENTS (CONTINUED)

(I) FINANCIAL STATEMENTS (Continued)

1. Consolidated Balance Sheet (Continued)

Prepared by: BYD Company Limited

Unit: RMB

Item	Balance at the end of the period	Balance at the beginning of the year
Special reserve	15,807,000.00	10,369,000.00
Surplus reserve	5,009,088,000.00	5,009,088,000.00
General risk provision		
Undistributed profit	27,264,315,000.00	26,455,907,000.00
Total owners' equity attributable to the parent company	95,844,610,000.00	95,069,671,000.00
Minority interests	9,527,269,000.00	9,174,538,000.00
Total owners' equity	105,371,879,000.00	104,244,209,000.00
Total liabilities and owners' equity	317,073,763,000.00	295,780,147,000.00

Legal representative:

Wang Chuan-fu

Person in charge of

Accounting:

Zhou Ya-lin

Head of Accounting

Department:

Liu Hui

IV. QUARTERLY FINANCIAL STATEMENTS (CONTINUED)

(I) FINANCIAL STATEMENTS (Continued)

2. Consolidated Income Statement

Unit: RMB

Item	Amount for the current period	Amount for the previous period
I. Total revenue from operations	66,825,185,000.00	40,991,873,000.00
Including: Revenue from operations	66,825,185,000.00	40,991,873,000.00
II. Total cost of operations	65,607,295,000.00	40,496,895,000.00
Including: Cost of operations	58,537,865,000.00	35,828,950,000.00
Tax and surcharge	1,109,634,000.00	445,462,000.00
Sales expenses	1,978,293,000.00	1,247,470,000.00
Administrative expenses	1,701,838,000.00	1,162,579,000.00
Research and development expenses	2,360,666,000.00	1,217,204,000.00
Finance expenses	-81,001,000.00	595,230,000.00
Including: Interest expenses	337,467,000.00	546,219,000.00
Interest income	365,536,000.00	120,811,000.00
Add: Other gains	204,774,000.00	442,453,000.00
Gains from investment (loss is represented by “-”)	-200,531,000.00	-137,425,000.00
Including: Gains from investment in associates and joint ventures	-225,915,000.00	-127,715,000.00
Gains from derecognition of financial assets at amortised cost	-5,014,000.00	-40,350,000.00
Gains from changes in fair value (loss is represented by “-”)	112,429,000.00	-8,841,000.00
Impairment loss of credit (loss is represented by “-”)	-36,715,000.00	-12,176,000.00
Impairment loss of assets (loss is represented by “-”)	-232,620,000.00	-130,719,000.00
Gains from disposal of assets (loss is represented by “-”)	-4,011,000.00	-1,870,000.00
III. Operating profit (loss is represented by “-”)	1,061,216,000.00	646,400,000.00
Add: Non-operating income	57,310,000.00	58,503,000.00
Less: Non-operating expense	64,071,000.00	48,806,000.00

IV. QUARTERLY FINANCIAL STATEMENTS (CONTINUED)

(I) FINANCIAL STATEMENTS (Continued)

2. Consolidated Income Statement (Continued)

Unit: RMB

Item	Amount for the current period	Amount for the previous period
IV. Total profit (total loss is represented by “-”)	1,054,455,000.00	656,097,000.00
Less: Income tax expense	142,945,000.00	145,045,000.00
V. Net profit (net loss is represented by “-”)	911,510,000.00	511,052,000.00
(I) Classified by continuity of operation		
1. Net profit from continued operation (net loss is represented by “-”)	911,510,000.00	511,052,000.00
2. Net profit from discontinued operation (net loss is represented by “-”)		
(II) Classified by ownership		
1. Net profit attributable to owners of the parent company	808,408,000.00	237,356,000.00
2. Minority interests	103,102,000.00	273,696,000.00
VI. Other comprehensive income, net of tax	-56,145,000.00	-313,743,000.00
Other comprehensive income attributable to owners of the parent company, net of tax	-51,950,000.00	-313,903,000.00
(I) Other comprehensive income that cannot be reclassified to profit or loss	-73,109,000.00	-270,162,000.00
1. Changes from re-measurement of defined benefit plans		
2. Other comprehensive income that cannot be transferred to profit or loss under the equity method		
3. Changes in fair value of other equity instrument investments	-95,590,000.00	-270,162,000.00

IV. QUARTERLY FINANCIAL STATEMENTS (CONTINUED)

(I) FINANCIAL STATEMENTS (Continued)

2. Consolidated Income Statement (Continued)

Unit: RMB

Item	Amount for the current period	Amount for the previous period
4. Changes in fair value of the company's own credit risk		
5. Income tax effect	22,481,000.00	
6. Others		
(II) Other comprehensive income that will be reclassified to profit or loss	21,159,000.00	-43,741,000.00
1. Other comprehensive income that may be transferred to profit or loss under the equity method		
2. Changes in fair value of other debt investments		
3. Amount of financial assets reclassified to other comprehensive income		
4. Credit impairment provisions for other debt investments		
5. Reserves for cash flows hedges		
6. Difference on foreign currency translation	45,590,000.00	-49,791,000.00
7. Changes in fair value of receivables financing	-33,157,000.00	4,551,000.00
8. Credit impairment provisions for receivables financing	8,726,000.00	1,499,000.00
9. Others		
Other comprehensive income attributable to minority shareholders, net of tax	-4,195,000.00	160,000.00

IV. QUARTERLY FINANCIAL STATEMENTS (CONTINUED)

(I) FINANCIAL STATEMENTS (Continued)

2. Consolidated Income Statement (Continued)

Unit: RMB

Item	Amount for the current period	Amount for the previous period
VII. Total comprehensive income	855,365,000.00	197,309,000.00
Total comprehensive income attributable to owners of the parent company	756,458,000.00	-76,547,000.00
Total comprehensive income attributable to minority shareholders	98,907,000.00	273,856,000.00
VIII. Earnings per share:		
(I) Basic earnings per share	0.28	0.08
(II) Diluted earnings per share	0.28	0.08

For the business combination under common control effected in the current period, the net profit recognized by the merged party before the combination was RMB0.00, and the net profit recognized by the merged party in the previous period was RMB0.00.

Legal representative:

Wang Chuan-fu

Person in charge of
Accounting:

Zhou Ya-lin

Head of Accounting
Department:

Liu Hui

IV. QUARTERLY FINANCIAL STATEMENTS (CONTINUED)

(I) FINANCIAL STATEMENTS (Continued)

3. Consolidated Cash Flow Statement

Unit: RMB

Item	Amount for the current period	Amount for the previous period
I. Cash flow from operating activities:		
Cash received from sales of goods and provision of services	63,413,842,000.00	32,379,041,000.00
Tax rebates received	1,430,818,000.00	943,041,000.00
Cash received from other activities relating to operations	1,314,811,000.00	1,854,959,000.00
Sub-total of cash inflows from operating activities	66,159,471,000.00	35,177,041,000.00
Cash paid for goods and services	39,713,613,000.00	25,803,901,000.00
Cash paid to and on behalf of employees	9,973,248,000.00	6,058,618,000.00
Tax payments	2,826,667,000.00	1,942,401,000.00
Cash paid for other activities relating to operations	1,712,603,000.00	1,230,265,000.00
Sub-total of cash outflows from operating activities	54,226,131,000.00	35,035,185,000.00
Net cash flow from operating activities	11,933,340,000.00	141,856,000.00
II. Cash flow from investing activities:		
Cash received from gains in investment	32,420,000.00	30,640,000.00
Net cash received from disposals of fixed assets, intangible assets and other long-term assets	74,631,000.00	70,952,000.00
Net cash received from disposals of subsidiaries and other operating entities		931,000.00
Cash received from other activities relating to investments	4,282,793,000.00	2,100,000,000.00
Sub-total of cash inflows from investing activities	4,389,844,000.00	2,202,523,000.00
Cash paid for purchase and construction of fixed assets, intangible assets and other long-term assets	13,454,362,000.00	4,207,848,000.00
Cash paid for investment	1,701,773,000.00	542,379,000.00
Cash paid for other activities relating to investment	1,830,000,000.00	2,250,000,000.00
Sub-total of cash outflows from investing activities	16,986,135,000.00	7,000,227,000.00
Net cash flow from investing activities	-12,596,291,000.00	-4,797,704,000.00

IV. QUARTERLY FINANCIAL STATEMENTS (CONTINUED)

(I) FINANCIAL STATEMENTS (Continued)

3. Consolidated Cash Flow Statement (Continued)

Unit: RMB

Item	Amount for the current period	Amount for the previous period
III. Cash flow from fund-raising activities:		
Cash received from investment	276,625,000.00	25,061,668,000.00
Including: Cash received by subsidiaries from minority shareholders' investment		
Cash received from borrowings	7,541,161,000.00	8,586,978,000.00
Cash received from other activities relating to fund-raising activities	481,555,000.00	400,484,000.00
Sub-total of cash inflows from fund-raising activities	8,299,341,000.00	34,049,130,000.00
Cash paid for repayments of debts	15,091,206,000.00	12,323,095,000.00
Cash paid for distribution of dividends and profit or payment of interests	375,777,000.00	550,565,000.00
Including: Dividend and profit paid by subsidiaries to minority shareholders		
Interests paid for other equity instruments		30,600,000.00
Cash paid for Repay of perpetual loans		600,000,000.00
Cash paid for other activities relating to fund-raising activities	85,722,000.00	140,356,000.00
Sub-total of cash outflows from fund-raising activities	15,552,705,000.00	13,614,016,000.00
Net cash flows from fund-raising activities	-7,253,364,000.00	20,435,114,000.00
IV. Effects of changes in exchange rate on cash and cash equivalents	25,678,000.00	-13,175,000.00
V. Net increase in cash and cash equivalents	-7,890,637,000.00	15,766,091,000.00
Add: Balances of cash and cash equivalents at the beginning of the period	49,819,860,000.00	13,738,498,000.00
VI. Balances of cash and cash equivalents at the end of the period	41,929,223,000.00	29,504,589,000.00

IV. QUARTERLY FINANCIAL STATEMENTS (CONTINUED)

(II) Audit Report

Whether the first quarterly report is audited or not

Yes No

The first quarterly report of the Company is unaudited.

By Order of the Board
BYD Company Limited
Wang Chuan-fu
Chairman

Shenzhen, PRC, 27 April 2022

As at the date of this announcement, the Board of Directors of the Company comprises Mr. Wang Chuan-fu being the executive Director, Mr. Lv Xiang-yang and Mr. Xia Zuo-quan being the non-executive Directors, and Mr. Cai Hong-ping, Mr. Zhang Min and Mr. Jiang Yan-bo being the independent non-executive Directors.

This announcement is prepared in Chinese and translated into English, and the Chinese text shall prevail over the English text in case of any inconsistency.

APPENDIX II

RECENT DEVELOPMENTS IN THE ISSUER'S BUSINESS

This section supersedes in its entirety the section in the Base Listing Document entitled "Information Relating to UBS AG".

1. Overview

UBS AG ("**Issuer**") with its subsidiaries (together, "**UBS AG consolidated**", or "**UBS AG Group**"; together with UBS Group AG, which is the holding company of UBS AG, and its subsidiaries, "**UBS Group**", "**Group**", "**UBS**" or "**UBS Group AG consolidated**") provides financial advice and solutions to private, institutional and corporate clients worldwide, as well as private clients in Switzerland. The operational structure of the Group is comprised of the Group Functions and four business divisions: Global Wealth Management, Personal & Corporate Banking, Asset Management and the Investment Bank.

On 31 March 2022, UBS Group's common equity tier 1 ("**CET1**") capital ratio was 14.3%, the CET1 leverage ratio was 4.16%, the total loss-absorbing capacity ratio was 34.2%, and the total loss-absorbing capacity leverage ratio was 9.9%.¹ On the same date, invested assets stood at USD 4,380 billion, equity attributable to shareholders was USD 58,855 million and market capitalisation was USD 65,775 million. On the same date, UBS employed 71,697 people.²

On 31 March 2022, UBS AG consolidated CET1 capital ratio was 13.4%, the CET1 leverage ratio was 3.88%, the total loss-absorbing capacity ratio was 33.1%, and the total loss-absorbing capacity leverage ratio was 9.6%.¹ On the same date, invested assets stood at USD 4,380 billion and equity attributable to UBS AG shareholders was USD 57,962 million. On the same date, UBS AG Group employed 47,139 people.²

The rating agencies S&P Global Ratings Europe Limited ("**S&P**"), Moody's Deutschland GmbH ("**Moody's**"), and Fitch Ratings Limited ("**Fitch**") have published solicited credit ratings reflecting their assessment of the creditworthiness of UBS AG, i.e. its ability to fulfil in a timely manner payment obligations, such as principal or interest payments on long-term loans, also known as debt servicing. The ratings from Fitch and S&P may be attributed a plus or minus sign, and those from Moody's a number. These supplementary attributes indicate the relative position within the respective rating class. UBS AG has a long-term counterparty credit rating of A+ from S&P, long-term senior debt rating of Aa3 from Moody's, and long-term issuer default rating of AA- from Fitch.

An explanation of the significance of ratings may be obtained from the rating agencies. Generally, rating agencies base their ratings on such material and information, and such of their own investigations, studies and assumptions, as they deem appropriate. The ratings of UBS AG should be evaluated independently from similar ratings of other entities, and from the rating, if any, of its securities. A credit rating is not a recommendation to buy, sell or hold securities issued or guaranteed by the rated entity and may be subject to review, revision, suspension, reduction or withdrawal at any time by the assigning rating agency. Fitch is established in the UK and registered under Regulation (EU) No 1060/2009 as it forms part of domestic law of the UK by virtue of the EUWA (the "**UK CRA Regulation**") and currently appears on the list of credit rating agencies registered or certified with the Financial Conduct Authority published on its website www.fca.org.uk/markets/credit-rating-agencies/registered-certified-cras. Ratings given by Fitch are endorsed by Fitch Ratings Ireland Limited, which is established in the EEA and registered under Regulation (EU) No 1060/2009, as

¹ All figures based on the Swiss systemically relevant bank framework. Refer to the "Capital management" section of the Annual Report 2021 and of the UBS Group First Quarter 2022 Report for more information.

² Full-time equivalents.

amended (the "**EU CRA Regulation**") and currently appears on the list of credit ratings agencies published by ESMA on its website www.esma.europa.eu in accordance with the EU CRA Regulation. S&P and Moody's are established in the European Union and registered under the EU CRA Regulation and currently appear on the list of credit ratings agencies published by ESMA on its website in accordance with the EU CRA Regulation. Ratings given by S&P and Moody's are endorsed by Standard & Poor's Global Ratings UK Limited and Moody's Investors Service Ltd, respectively, which are established in the UK and registered under the UK CRA Regulation and currently appear on the list of credit rating agencies registered or certified with the FCA published on its website.

No profit forecasts or estimates are included in this document.

No recent events particular to the Issuer have occurred which are to a material extent relevant to the evaluation of the Issuer's solvency.

2. Information about the Issuer

2.1 Corporate Information

The legal and commercial name of the Issuer is UBS AG.

The Issuer was incorporated under the name SBC AG on 28 February 1978 for an unlimited duration and entered in the Commercial Register of Canton Basel-City on that day. On 8 December 1997, the Issuer changed its name to UBS AG. The Issuer in its present form was created on 29 June 1998 by the merger of Union Bank of Switzerland (founded 1862) and Swiss Bank Corporation (founded 1872). UBS AG is entered in the Commercial Registers of Canton Zurich and Canton Basel-City. The registration number is CHE-101.329.561.

UBS AG is incorporated and domiciled in Switzerland and operates under the Swiss Code of Obligations as an Aktiengesellschaft, a corporation limited by shares. UBS AG's Legal Entity Identifier (LEI) code is BFM8T61CT2L1QCEMIK50.

According to article 2 of the articles of association of UBS AG dated 26 April 2018 ("**Articles of Association**"), the purpose of UBS AG is the operation of a bank. Its scope of operations extends to all types of banking, financial, advisory, trading and service activities in Switzerland and abroad. UBS AG may establish branches and representative offices as well as banks, finance companies and other enterprises of any kind in Switzerland and abroad, hold equity interests in these companies, and conduct their management. UBS AG is authorized to acquire, mortgage and sell real estate and building rights in Switzerland and abroad. UBS AG may borrow and invest money on the capital markets. UBS AG is part of the group of companies controlled by the group parent company UBS Group AG. It may promote the interests of the group parent company or other group companies. It may provide loans, guarantees and other kinds of financing and security for group companies.

The addresses and telephone numbers of UBS AG's two registered offices and principal places of business are: Bahnhofstrasse 45, CH-8001 Zurich, Switzerland, telephone +41 44 234 1111; and Aeschenvorstadt 1, CH-4051 Basel, Switzerland, telephone +41 61 288 5050.

2.2 UBS's borrowing and funding structure and financing of UBS's activities

For information on UBS's expected financing of its business activities, please refer to "*Liquidity and funding management*" in the "*Capital, liquidity and funding, and balance sheet*" section of the Annual Report 2021.

3. Business Overview

3.1 Organisational Structure of the Issuer

UBS AG is a Swiss bank and the parent company of the UBS AG Group. It is 100% owned by UBS

Group AG, which is the holding company of the UBS Group. UBS operates as a group with four business divisions and Group Functions.

In 2014, UBS began adapting its legal entity structure in response to too-big-to-fail requirements and other regulatory initiatives. First, UBS Group AG was established as the ultimate parent holding company for the Group. In 2015, UBS AG transferred its personal & corporate banking and Swiss-booked wealth management businesses to the newly established UBS Switzerland AG, a banking subsidiary of UBS AG in Switzerland. That same year, UBS Business Solutions AG, a wholly owned subsidiary of UBS Group AG, was established and acts as the Group service company. In 2016, UBS Americas Holding LLC became the intermediate holding company for UBS's US subsidiaries and UBS's wealth management subsidiaries across Europe were merged into UBS Europe SE, UBS's German-headquartered European subsidiary. In 2019, UBS Limited, UBS's UK headquartered subsidiary, was merged into UBS Europe SE.

UBS Group AG's interests in subsidiaries and other entities as of 31 December 2021, including interests in significant subsidiaries, are discussed in "Note 29 Interests in subsidiaries and other entities" to the UBS Group AG's consolidated financial statements included in the UBS Group AG and UBS AG Annual Report 2021 published on 07 March 2022 ("**Annual Report 2021**").

UBS AG's interests in subsidiaries and other entities as of 31 December 2021, including interests in significant subsidiaries, are discussed in "Note 29 Interests in subsidiaries and other entities" to the UBS AG's consolidated financial statements included in the Annual Report 2021.

UBS AG is the parent company of, and conducts a significant portion of its operations through, its subsidiaries. UBS AG has contributed a significant portion of its capital and provides substantial liquidity to subsidiaries. In addition, UBS Business Solutions AG provides substantial services to group companies including UBS AG and its subsidiaries. To this extent, UBS AG is dependent on certain of the entities of the UBS AG Group and of the UBS Group.

3.2 Principal activities

UBS businesses are organised globally into four business divisions: Global Wealth Management, Personal & Corporate Banking, Asset Management, and the Investment Bank. All four business divisions are supported by Group Functions. Each of the business divisions and Group Functions are described below. A description of the businesses, organisational structures, products and services and targeted markets of the business divisions and Group Functions can be found under "*Our businesses*" in the "*Our strategy, business model and environment*" section of the Annual Report 2021.

- *Global Wealth Management* provides financial services, advice and solutions to private clients, in particular in the ultrahigh net worth and high net worth segments. Its offering ranges from investment management to estate planning and corporate finance advice, in addition to specific wealth management products and services. The business division is managed globally across the regions.
- *Personal & Corporate Banking* serves its private, corporate, and institutional clients' needs, from basic banking to retirement, financing, investments and strategic transactions, in Switzerland, through its branch network and digital channels.
- Asset Management is a large-scale and diversified global asset manager. It offers investment capabilities and styles across all major traditional and alternative asset classes, as well as advisory support to institutions, wholesale intermediaries and wealth management clients globally.

- The *Investment Bank* provides a range of services to institutional, corporate and wealth management clients globally, to help them raise capital, grow their businesses, invest and manage risks. Its offerings include advisory services, facilitating clients raising debt and equity from the public and private markets and capital markets, cash and derivatives trading across equities and fixed income, and financing.
- *Group Functions* is made up of the following major areas: Group Services (which consists of Technology, Corporate Services, Human Resources, Finance, Legal, Risk Control, Compliance, Regulatory & Governance, Communications & Branding and Group Sustainability and Impact), Group Treasury and Non-core and Legacy Portfolio.

3.3 Competition

The financial services industry is characterized by intense competition, continuous innovation, restrictive, detailed, and sometimes fragmented regulation and ongoing consolidation. UBS faces competition at the level of local markets and individual business lines, and from global financial institutions that are comparable to UBS in their size and breadth, as well as competition from new technology-based market entrants, which may not be subject to the same level of regulation. Barriers to entry in individual markets and pricing levels are being eroded by new technology. UBS expects these trends to continue and competition to increase.

Any statements regarding the competitive position of UBS AG, UBS AG Group or the Group contained in this document are made on the basis of the opinion of UBS AG or the Group.

3.4 Recent Developments

3.4.1 UBS AG consolidated key figures

UBS AG derived the selected consolidated financial information included in the table below for the years ended 31 December 2021, 2020 and 2019 from the Annual Report 2021, except where noted. The selected consolidated financial information included in the table below for the quarter ended 31 March 2022 and 31 March 2021 was derived from the UBS AG First Quarter 2022 Report.

The consolidated financial statements were prepared in accordance with International Financial Reporting Standards (“IFRS”) issued by the International Accounting Standards Board (“IASB”).

Information for the years ended 31 December 2021, 2020 and 2019 which is indicated as being unaudited in the table below was included in the Annual Report 2021, but has not been audited on the basis that the respective disclosures are not required under IFRS, and therefore are not part of the audited financial statements. Prospective investors should read the whole of this document, the Annual Report 2021 and the UBS AG First Quarter 2022 Report and should not rely solely on the summarized information set out below.

<i>USD million, except where indicated</i>	As of or for the quarter ended		As of or for the year ended		
	31.3.22	31.3.21	31.12.21	31.12.20	31.12.19
	<i>unaudited</i>		<i>audited, except where indicated</i>		

Results

Income statement

Operating income	9,475	8,836	35,976	32,780	29,307
Net interest income	1,746	1,589	6,605	5,788	4,415
Net fee and commission income	5,384	5,719	22,438	19,207	17,460

Credit loss (expense) / release	(18)	28	148	(695)	(78)
Other net income from financial instruments measured at fair value through profit or loss	2,225	1,314	5,844	6,930	6,833
Operating expenses	6,916	6,684	27,012	25,081	24,138
Operating profit / (loss) before tax	2,559	2,151	8,964	7,699	5,169
Net profit / (loss) attributable to shareholders	2,004	1,710	7,032	6,196	3,965

Balance sheet ¹

Total assets	1,139,876		1,116,145	1,125,327	971,927
Total financial liabilities measured at amortized cost	749,052		744,762	732,364	617,429
<i>of which: customer deposits</i>	542,984		544,834	527,929	450,591
<i>of which: debt issued measured at amortized cost</i>	75,013		82,432	85,351	62,835
<i>of which: subordinated debt</i>	5,056		5,163	7,744	7,431
Total financial liabilities measured at fair value through profit or loss	322,941		300,916	325,080	291,452
<i>of which: debt issued designated at fair value</i>	69,421		71,460	59,868	66,592
Loans and advances to customers	393,960		398,693	380,977	327,992
Total equity	58,319		58,442	58,073	53,896
Equity attributable to shareholders	57,962		58,102	57,754	53,722

Profitability and growth

Return on equity (%) ²	13.8	11.9	12.3*	10.9*	7.4*
Return on tangible equity (%) ³	15.5	13.4	13.9*	12.4*	8.5*
Return on common equity tier 1 capital (%) ⁴	19.3	17.8	17.6*	16.6*	11.3*
Return on risk-weighted assets, gross (%) ⁵	12.5	12.3	12.3*	11.9*	11.2*
Return on leverage ratio denominator, gross (%) ^{6, 7}	3.5	3.4	3.4*	3.4*	3.2*
Cost / income ratio (%) ⁸	72.8	75.9	75.4*	74.9*	82.1*
Net profit growth (%) ⁹	17.2	20.3	13.5*	56.3*	(3.4)*

Resources

Common equity tier 1 capital ¹⁰	41,577	38,826	41,594	38,181	35,233*
Risk-weighted assets ¹⁰	309,374	285,119	299,005*	286,743*	257,831*
Common equity tier 1 capital ratio (%) ¹⁰	13.4	13.6	13.9*	13.3*	13.7*
Going concern capital ratio (%) ¹⁰	18.1	18.7	18.5*	18.3*	18.3*
Total loss-absorbing capacity ratio (%) ¹⁰	33.1	34.2	33.3*	34.2*	33.9*
Leverage ratio denominator ^{6, 10}	1,072,766	1,039,736	1,067,679*	1,036,771*	911,228*
Common equity tier 1 leverage ratio (%) ^{6, 10}	3.88	3.73	3.90*	3.68*	3.87*
Going concern leverage ratio (%) ^{6, 10}	5.2	5.1	5.2*	5.1*	5.2*
Total loss-absorbing capacity leverage ratio (%) ¹⁰	9.6	9.4	9.3*	9.5*	9.6*

Other

Invested assets (USD billion) ¹¹	4,380	4,306	4,596	4,187	3,607
Personnel (full-time equivalents)	47,139	47,592	47,067*	47,546*	47,005*

* unaudited

¹ Except for *Total assets*, *Total equity* and *Equity attributable to shareholders*, balance sheet information for year ended 31 December 2019 is derived from the Annual Report 2020.

² Calculated as annualized net profit attributable to shareholders divided by average equity attributable to shareholders. This measure provides information about the profitability of the business in relation to equity.

³ Calculated as annualized net profit attributable to shareholders divided by average equity attributable to shareholders less average goodwill and intangible assets. This measure provides information about the profitability of the business in relation to tangible equity.

⁴ Calculated as annualized net profit attributable to shareholders divided by average common equity tier 1 capital. This measure provides information about the profitability of the business in relation to common equity tier 1 capital.

⁵ Calculated as annualized operating income before credit loss expense or release divided by average risk-weighted assets. This measure provides information about the revenues of the business in relation to risk-weighted assets.

⁶ Leverage ratio denominators and leverage ratios for year 2020 do not reflect the effects of the temporary exemption that applied from 25 March 2020 until 1 January 2021 and was granted by FINMA in connection with COVID-19.

⁷ Calculated as annualized operating income before credit loss expense or release divided by average leverage ratio denominator. This measure provides information about the revenues of the business in relation to leverage ratio denominator.

⁸ Calculated as operating expenses divided by operating income before credit loss expense or release (annualized as applicable). This measure provides information about the efficiency of the business by comparing operating expenses with gross income.

⁹ Calculated as the change in net profit attributable to shareholders from continuing operations between current and comparison periods divided by net profit attributable to shareholders from continuing operations of the comparison period. This measure provides information about profit growth in comparison with the prior period.

¹⁰ Based on the applicable Swiss systemically relevant bank framework as of 1 January 2020.

¹¹ Consists of invested assets for Global Wealth Management, Asset Management and Personal & Corporate Banking. Calculated as the sum of managed fund assets, managed institutional assets, discretionary and advisory wealth management portfolios, fiduciary deposits, time deposits, savings accounts, and wealth management securities or brokerage accounts. This measure provides information about the volume of client assets managed by or deposited with UBS for investment purposes.

3.4.2 Regulatory, legal and other developments

Refer to “*Recent developments*” in the UBS Group First Quarter 2022 Report, as well as to “*Our environment*” and “*Regulatory and legal developments*” in the Annual Report 2021, for further information on key regulatory, legal and other developments.

3.5 Trend Information

For information on trends, refer to “*Outlook*” under “*Group performance*” and to “*Country risk*” under “*Risk management and control*” in the UBS Group First Quarter 2022 Report, as well as to the “*Our environment*” section, and to “*Top and emerging risks*” and “*Country risk*” in the “*Risk management and control*” section of the Annual Report 2021. In addition, please refer to the “*Risk factors*” and the “*Recent Developments*” sections of this document for more information.

4. Administrative, Management and Supervisory Bodies of the Issuer

UBS AG complies with all relevant Swiss legal and regulatory corporate governance requirements. As a foreign private issuer with debt securities listed on the New York Stock Exchange (“**NYSE**”), UBS AG also complies with the relevant NYSE corporate governance standards applicable to foreign private issuers.

UBS AG operates under a strict dual board structure, as mandated by Swiss banking law. The Board of Directors (“**BoD**”) exercises the ultimate supervision over management, whereas the Executive

Board (“**EB**”), headed by the President of the Executive Board (“**President of the EB**”), has executive management responsibility. The functions of Chairman of the BoD and President of the EB are assigned to two different people, ensuring a separation of power. This structure establishes checks and balances and preserves the institutional independence of the BoD from the executive management of UBS AG Group, for which responsibility is delegated to the EB under the leadership of the President of the EB. No member of one board may simultaneously be a member of the other.

Supervision and control of the EB remain with the BoD. The authorities and responsibilities of the two bodies are governed by the Articles of Association and the Organization Regulations of UBS AG.

4.1 Board of Directors

The BoD consists of between 5 and 12 members. All the members of the BoD are elected individually by the shareholders at the Annual General Meeting (“**AGM**”) for a term of office of one year, which expires after the completion of the next AGM. Shareholders also elect the Chairman upon proposal of the BoD.

The BoD meets as often as business requires, and at least six times a year.

4.1.1 Members of the Board of Directors

The current members of the BoD are listed below.

Member	Title	Term of office	Current principal activities outside UBS AG
Colm Kelleher	Chairman	2023	Chairman of the Board of Directors of UBS Group AG; member of the board of Norfolk Southern Corporation (chair of the risk and finance committee); member of the Board of Directors of the Bretton Woods Committee; member of the board of Americans for Oxford; member of the Oxford Chancellor’s Court of Benefactors; and member of the Advisory Council of the British Museum.
Lukas Gähwiler	Member	2023	Vice Chairman of the Board of Directors of UBS Group AG; member of the Board of Directors of Pilatus Aircraft Ltd; member of the Board of Directors of Ringier AG; member of the Board of Directors of Opernhaus Zürich AG; chairman of the Employers Association of Banks in Switzerland; member of the Board of Directors of the Swiss Employers Association; member of the Board of economiesuisse; chairman of the Foundation Board of the UBS Pension Fund; member of the Foundation Council of the UBS Center for Economics in Society; and member of the board of the Swiss Finance Council.
Jeremy Anderson	Member	2023	Senior Independent Director of the Board of Directors of UBS Group AG; board member of Prudential plc; trustee of the UK’s Productivity Leadership Group; trustee of Kingham Hill Trust; trustee of St. Helen Bishopsgate.

Claudia Böckstiegel	Member	2023	Member of the Board of Directors of UBS Group AG; General Counsel and member of the Enlarged Executive Committee of Roche Holding AG.
William C. Dudley	Member	2023	Member of the Board of Directors of UBS Group AG; member of the board of Trelia LLC; senior advisor to the Griswold Center for Economic Policy Studies at Princeton University; member of the Group of Thirty; member of the Council on Foreign Relations; chair of the Bretton Woods Committee board of directors; member of the board of the Council for Economic Education.
Patrick Firmenich	Member	2023	Member of the Board of Directors of UBS Group AG; chairman of the board of Firmenich International SA; member of the board of Jacobs Holding AG; member of the Board of INSEAD and INSEAD World Foundation; member of the Advisory Council of the Swiss Board Institute.
Fred Hu	Member	2023	Member of the Board of Directors of UBS Group AG; non-executive chairman of the board of Yum China Holdings (chair of the nomination and governance committee); board member of Industrial and Commercial Bank of China; chairman of Primavera Capital Ltd and of Primavera Capital Group; member of the Board of Ant Group; board member of Minsheng Financial Leasing Co.; trustee of the China Medical Board; Governor of the Chinese International School in Hong Kong; co-chairman of the Nature Conservancy Asia Pacific Council; member of the Board of Trustees of the Institute for Advanced Studies (IAS).
Mark Hughes	Member	2023	Member of the Board of Directors of UBS Group AG; chair of the Board of Directors of the Global Risk Institute; visiting lecturer at the University of Leeds; senior advisor to McKinsey & Company.
Nathalie Rachou	Member	2023	Member of the Board of Directors of UBS Group AG; member of the board of Euronext N.V. (chair of the remuneration committee); member of the board of Veolia Environnement SA (chair of the audit committee); member of the board of the African Financial Institutions Investment Platform.
Julie G. Richardson	Member	2023	Member of the Board of Directors of UBS Group AG; member of the board of Yext (chair of the audit committee); member of the board of Datalog (chair of the audit committee).
Dieter Wemmer	Member	2023	Member of the Board of Directors of UBS Group AG; board member of Ørsted A/S (chair of the audit and risk committee); chairman of Marco Capital Holdings

			Limited and Marco Insurance, Malta; member of the Berlin Center of Corporate Governance.
Jeanette Wong	Member	2023	Member of the Board of Directors of UBS Group AG; member of the board of Prudential plc; member of the board of Singapore Airlines Limited; member of the Board Risk Committee of GIC Pte Ltd; board member of Jurong Town Corporation; board member of PSA International; chairman of the CareShield Life Council; member of the Securities Industry Council; member of the Board of Trustees of the National University of Singapore.

4.2 Executive Board (“EB”)

Under the leadership of the President of the EB, the EB has executive management responsibility for UBS AG and its business. All EB members (with the exception of the President of the EB) are proposed by the President of the EB. The appointments are made by the BoD.

4.2.1 Members of the Executive Board

The current members of the EB are listed below. In addition, Sarah Youngwood joined the GEB at the beginning of March 2022, and will take over as Group Chief Financial Officer from 16 May 2022 succeeding Kirt Gardner, who will retire from the firm.

Member and business address	Function	Current principal activities outside UBS AG
Ralph Hamers UBS AG, Bahnhofstrasse 45, CH-8001 Zurich	President of the Executive Board	Member of the Group Executive Board and Group Chief Executive Officer of UBS Group AG; member of the Board of the Swiss-American Chamber of Commerce; member of the Institut International D'Etudes Bancaires; member of the IMD Foundation Board; member of the McKinsey Advisory Council; member of the World Economic Forum International Business Council; Governor of the World Economic Forum (Financial Services).
Christian Bluhm UBS AG, Bahnhofstrasse 45, CH-8001 Zurich	Chief Risk Officer	Member of the Group Executive Board and Group Chief Risk Officer of UBS Group AG; board member of UBS Switzerland AG; member of the Foundation Board of the UBS Pension Fund; member of the Foundation Board – International Financial Risk Institute.
Mike Dargan UBS AG, Bahnhofstrasse 45, CH-8001 Zurich	Chief Digital and Information Officer	Member of the Group Executive Board and Chief Digital and Information Officer of UBS Group AG; President of the Executive Board and board member of UBS Business Solutions AG; member of the Board of Directors of Done Next Holdings AG; member of the Board of Trustees of the Inter-

		Community School Zurich.
Kirt Gardner UBS AG, Bahnhofstrasse 45, CH-8001 Zurich	Chief Financial Officer	Member of the Group Executive Board and Group Chief Financial Officer of UBS Group AG; board member of UBS Business Solutions AG.
Suni Harford UBS AG, 1285 Avenue of the Americas, New York, NY 10019 USA	President Asset Management	Member of the Executive Board and President Asset Management of UBS Group AG; chairman of the Board of Directors of UBS Asset Management AG; chair of the Board of UBS Optimus Foundation; member of the Leadership Council of the Bob Woodruff Foundation.
Robert Karofsky UBS AG, 1285 Avenue of the Americas, New York, NY 10019, USA	President Investment Bank	Member of the Group Executive Board and President Investment Bank of UBS Group AG; president of UBS Securities LLC; member of the board of UBS Americas Holding LLC; member of the board of UBS Optimus Foundation; trustee of the UBS Americas Inc. Political Action Committee.
Iqbal Khan UBS AG, Bahnhofstrasse 45, CH-8001 Zurich	Co-President Global Wealth Management and President UBS Europe, Middle East and Africa	Member of the Executive Board, co-President Global Wealth Management and President UBS Europe, Middle East and Africa of UBS Group AG; member of the Supervisory Board of UBS Europe SE; member of the board of UBS Optimus Foundation; board member of Room to Read Switzerland.
Edmund Koh UBS AG, One Raffles Quay North Tower, Singapore 048583	President UBS Asia Pacific	Member of the Group Executive Board and President UBS Asia Pacific of UBS Group AG; member of a sub-committee of the Singapore Ministry of Finance's Committee on the Future Economy; member of the Financial Centre Advisory Panel of the Monetary Authority of Singapore; council member of the Asian Bureau of Finance and Economic Research; member of the Board of Trustees of the Wealth Management Institute, Singapore; board member of Next50 Limited, Singapore; board member of Medico Suites (S) Pte Ltd; Council member of the KidSTART program of the Early Childhood Development Agency Singapore; trustee of the Cultural Matching Fund, Singapore; member of University of Toronto's International Leadership Council for Asia.
Barbara Levi	General Counsel	Member of the Group Executive Board and Group General Counsel of UBS Group AG; member of

UBS AG, Bahnhofstrasse 45, CH-8001 Zurich		the Employers' Board of the Global Institute for Women's Leadership, King's College London; member of the Board of Directors of the European General Counsel Association.
Tom Naratil UBS AG, 1285 Avenue of the Americas, New York, NY 10019 USA	Co-President Global Wealth Management and President UBS Americas	Member of the Group Executive Board and co-President Global Wealth Management and President UBS Americas of UBS Group AG; CEO and board member of UBS Americas Holding LLC; board member of the American Swiss Foundation.
Markus Ronner UBS AG, Bahnhofstrasse 45, CH-8001 Zurich	Chief Compliance and Governance Officer	Member of the Group Executive Board and Group Chief Compliance and Governance Officer of UBS Group AG.
Sarah Youngwood UBS AG, Bahnhofstrasse 45, CH-8001 Zurich	Designated Chief Financial Officer as of 16 May 2022	Member of the Group Executive Board of UBS Group AG, and Designated Group Chief Financial Officer as of May 2022; Advisory Board Member – Wall Street Women's Alliance.

4.3 Potential Conflicts of Interest

Members of the BoD and the EB may act as directors or executive officers of other companies (for current principal positions outside UBS AG, if any, of BoD and EB members, please see sections 4.1.1 and 4.2.1 above, respectively) and may have economic or other private interests that differ from those of UBS AG. Conflicts of interest may potentially arise from these positions or interests. For example, it cannot be excluded that a member of the BoD or EB has or will have a function within a company, the shares of which are or will be traded by UBS AG or which has or will have a business relationship with UBS AG. UBS AG is confident that its internal corporate governance practices and its compliance with relevant legal and regulatory provisions reasonably ensure that any conflicts of interest of the type described above are appropriately managed, including through disclosure when appropriate.

Other than as indicated above, UBS is not aware of potential conflicts of interests between any duties to the Issuer of the members of the BoD and the EB and their private interests or other duties.

5. Auditors

Based on article 31 of the Articles of Association, UBS AG shareholders elect the auditors for a term of office of one year. At the AGMs of 27 April 2020, 7 April 2021 and 5 April 2022, Ernst & Young Ltd., Aeschengraben 27, 4051 Basel, Switzerland ("**Ernst & Young**") was elected as auditor for the consolidated and standalone financial statements of UBS AG for a one-year term.

Ernst & Young is a member of EXPERTsuisse, the Swiss Expert Association for Audit, Tax and Fiduciary. Ernst & Young is also registered with the Swiss Federal Audit Oversight Authority, which is responsible for the licensing and supervision of audit firms and individuals that provide audit services in Switzerland.

6. Major Shareholders of the Issuer

UBS Group AG owns 100% of the outstanding shares of UBS AG. UBS AG is a wholly owned subsidiary of UBS Group AG. While UBS has no specific corporate measures intended to prevent abuse of control to the detriment of minority shareholders, UBS has adopted a comprehensive and integrated governance framework which takes into account the specific requirements of each relevant jurisdiction. This governance framework includes separate articles of association and organizational regulations for UBS Group AG and UBS AG. In addition, as UBS AG is regulated as a bank in Switzerland, it is subject to capital regulation and close supervisory oversight. This includes the general requirement under Swiss law that contracts of UBS AG with affiliates are subject to an arm's length principle of negotiation.

7. Financial Information concerning the Issuer's Assets and Liabilities, Financial Position and Profits and Losses

7.1 Historical Annual Financial Information

Detailed information about UBS AG consolidated and UBS AG assets and liabilities, financial position and profits and losses for financial year 2021 is available in the section "*UBS AG consolidated financial statements*" of the Annual Report 2021 and in the UBS AG's standalone financial statements for the year ended 31 December 2021 (the "**Standalone Financial Statements 2021**"), respectively; and for financial year 2020 it is available in the "*UBS AG consolidated financial statements*" section of the UBS Group AG and UBS AG annual report 2020, published on 5 March 2021 ("**Annual Report 2020**") and in the UBS AG's standalone financial statements for the year ended 31 December 2020 published on 5 March 2021 (the "**Standalone Financial Statements 2020**"). The consolidated and standalone financial accounts are closed on 31 December of each year.

The annual financial reports form an essential part of UBS AG's reporting. They include the audited consolidated financial statements of UBS AG, prepared in accordance with International Financial Reporting Standards, as issued by the International Accounting Standards Board. The annual reports also include discussions and analysis of the consolidated financial and business results of UBS, its business divisions and Group Functions. In addition, UBS AG prepares and publishes standalone financial statements in accordance with Swiss GAAP, as well as certain additional disclosures required under US Securities and Exchange Commission regulations.

7.2 Auditing of Historical Annual Financial Information

The consolidated financial statements and the standalone financial statements of UBS AG for the financial years 2021 and 2020 were audited by Ernst & Young. The reports of the auditors on the consolidated financial statements can be found on pages 422-428 (inclusive) of the Annual Report 2021 and on pages 417-428 (inclusive) of the Annual Report 2020. The reports of the auditors on the standalone financial statements of UBS AG can be found on pages 37-42 (inclusive) of the Standalone Financial Statements 2021 and on pages 34-39 (inclusive) of the Standalone Financial Statements 2020.

There are no qualifications in the auditors' reports on the consolidated financial statements of UBS AG and the standalone financial statements of UBS AG for the years ended on 31 December 2021 and 31 December 2020.

7.3 Interim Financial Information

Reference is also made to the UBS Group AG first quarter 2022 report published on 26 April 2022 ("**UBS Group First Quarter 2022 Report**"), and the UBS AG first quarter 2022 report published on 29 April 2022 ("**UBS AG First Quarter 2022 Report**"), which contain information on the financial condition and results of operations, including the interim financial statements, of UBS Group AG consolidated and UBS AG consolidated, respectively, as of and for the period ended 31 March 2022. The interim consolidated financial statements are not audited.

7.4 Litigation, Regulatory and Similar Matters

UBS operates in a legal and regulatory environment that exposes it to significant litigation and similar risks arising from disputes and regulatory proceedings. As a result, UBS is involved in various disputes and legal proceedings, including litigation, arbitration, and regulatory and criminal investigations. Such matters are subject to many uncertainties, and the outcome and the timing of resolution are often difficult to predict, particularly in the earlier stages of a case. The uncertainties inherent in all such matters affect the amount and timing of any potential outflows for both matters with respect to which provisions have been established and other contingent liabilities. Litigation, regulatory and similar matters may also result in non-monetary penalties and consequences. A guilty plea to, or conviction of, a crime could have material consequences for UBS. Resolution of regulatory proceedings may require UBS to obtain waivers of regulatory disqualifications to maintain certain operations, may entitle regulatory authorities to limit, suspend or terminate licenses and regulatory authorizations and may permit financial market utilities to limit, suspend or terminate UBS's participation in such utilities. Failure to obtain such waivers, or any limitation, suspension or termination of licenses, authorizations or participations, could have material consequences for UBS.

Specific litigation, regulatory and other matters, including all such matters that management considers to be material and others that management believes to be of significance due to potential financial, reputational and other effects, are described in "*Note 15 Provisions and contingent liabilities*" to the UBS AG unaudited interim consolidated financial statements included in the UBS AG First Quarter 2022 Report. The amount of damages claimed, the size of a transaction or other information is provided where available and appropriate in order to assist users in considering the magnitude of potential exposures.

7.5 Material Contracts

Except as otherwise disclosed in this document (including the documents incorporated herein by reference), no material contracts have been entered into outside of the ordinary course of UBS AG's or UBS AG Group's business which could result in any member of the UBS AG Group being under an obligation or entitlement that is material to UBS AG's ability to meet its obligations to the investors in relation to the issued securities.

7.6 Significant Changes in the Financial Position and Performance; Material Adverse Change in Prospects

Except as otherwise indicated in this document (including the documents incorporated herein by reference), no material changes have occurred in UBS AG's assets and liabilities, financial position or profits and losses since 31 March 2022.

8. Share Capital

As reflected in the Articles of Association most recently registered with the Commercial Register of the Canton of Zurich and the Commercial Register of Basel-City, UBS AG has (i) fully paid and issued share capital of CHF 385,840,846.60, divided into 3,858,408,466 registered shares with a par value of CHF 0.10 each (article 4), and (ii) conditional capital in the amount of CHF 38,000,000, comprising

380,000,000 registered shares with a par value of CHF 0.10 each that can be issued upon the voluntary or mandatory exercise of conversion rights and/or warrants (article 4a).

9. Documents Available

The most recent Articles of Association of UBS AG are available on UBS's Corporate Governance website, at www.ubs.com/governance. Save as otherwise indicated herein, information on or accessible through the Group's corporate website, www.ubs.com, does not form part of and is not incorporated into this document.

APPENDIX III

**EXTRACT OF
THE UNAUDITED CONSOLIDATED FINANCIAL STATEMENTS OF
UBS AG AND ITS SUBSIDIARIES
FOR THE FIRST QUARTER ENDED 31 MARCH 2022**

UBS AG interim consolidated financial statements (unaudited)

Income statement

<i>USD million</i>	Note	For the quarter ended		
		31.3.22	31.12.21	31.3.21
Interest income from financial instruments measured at amortized cost and fair value through other comprehensive income	3	2,145	2,152	2,098
Interest expense from financial instruments measured at amortized cost	3	(809)	(794)	(859)
Net interest income from financial instruments measured at fair value through profit or loss	3	410	388	351
Net interest income	3	1,746	1,746	1,589
Other net income from financial instruments measured at fair value through profit or loss		2,225	1,364	1,314
Credit loss (expense) / release	8	(18)	27	28
Fee and commission income	4	5,868	6,054	6,197
Fee and commission expense	4	(485)	(513)	(478)
Net fee and commission income	4	5,384	5,541	5,719
Other income		139	169	185
Total operating income		9,475	8,846	8,836
Personnel expenses	5	4,233	3,552	4,086
General and administrative expenses	6	2,233	3,164	2,141
Depreciation, amortization and impairment of non-financial assets		449	511	457
Total operating expenses		6,916	7,227	6,684
Operating profit / (loss) before tax		2,559	1,619	2,151
Tax expense / (benefit)	7	547	353	439
Net profit / (loss)		2,012	1,266	1,713
Net profit / (loss) attributable to non-controlling interests		8	11	3
Net profit / (loss) attributable to shareholders		2,004	1,255	1,710

Statement of comprehensive income

USD million	For the quarter ended		
	31.3.22	31.12.21	31.3.21
Comprehensive income attributable to shareholders			
Net profit / (loss)	2,004	1,255	1,710
Other comprehensive income that may be reclassified to the income statement			
Foreign currency translation			
Foreign currency translation movements related to net assets of foreign operations, before tax	(465)	296	(1,407)
Effective portion of changes in fair value of hedging instruments designated as net investment hedges, before tax	212	(184)	705
Foreign currency translation differences on foreign operations reclassified to the income statement	0	0	1
Effective portion of changes in fair value of hedging instruments designated as net investment hedges reclassified to the income statement	0	3	0
Income tax relating to foreign currency translations, including the impact of net investment hedges	2	(24)	10
Subtotal foreign currency translation, net of tax	(251)	91	(691)
Financial assets measured at fair value through other comprehensive income			
Net unrealized gains / (losses), before tax	(439)	(49)	(131)
Net realized gains / (losses) reclassified to the income statement from equity	0	0	(6)
Income tax relating to net unrealized gains / (losses)	112	13	35
Subtotal financial assets measured at fair value through other comprehensive income, net of tax	(327)	(37)	(102)
Cash flow hedges of interest rate risk			
Effective portion of changes in fair value of derivative instruments designated as cash flow hedges, before tax	(2,465) ¹	(250)	(1,172)
Net (gains) / losses reclassified to the income statement from equity	(237)	(269)	(254)
Income tax relating to cash flow hedges	518	98	266
Subtotal cash flow hedges, net of tax	(2,184)	(421)	(1,160)
Cost of hedging			
Cost of hedging, before tax	77	(14)	(6)
Income tax relating to cost of hedging	0	6	0
Subtotal cost of hedging, net of tax	77	(8)	(6)
Total other comprehensive income that may be reclassified to the income statement, net of tax	(2,685)	(375)	(1,958)
Other comprehensive income that will not be reclassified to the income statement			
Defined benefit plans			
Gains / (losses) on defined benefit plans, before tax	128	153	(35)
Income tax relating to defined benefit plans	(17)	(26)	3
Subtotal defined benefit plans, net of tax	110	127	(32)
Own credit on financial liabilities designated at fair value²			
Gains / (losses) from own credit on financial liabilities designated at fair value, before tax	423	55	(29)
Income tax relating to own credit on financial liabilities designated at fair value	0	0	0
Subtotal own credit on financial liabilities designated at fair value, net of tax	423	55	(29)
Total other comprehensive income that will not be reclassified to the income statement, net of tax	533	182	(61)
Total other comprehensive income	(2,152)	(194)	(2,019)
Total comprehensive income attributable to shareholders	(148)	1,062	(309)
Comprehensive income attributable to non-controlling interests			
Net profit / (loss)	8	11	3
Total other comprehensive income that will not be reclassified to the income statement, net of tax	18	(4)	(12)
Total comprehensive income attributable to non-controlling interests	26	7	(9)
Total comprehensive income			
Net profit / (loss)	2,012	1,266	1,713
Other comprehensive income	(2,134)	(197)	(2,032)
<i>of which: other comprehensive income that may be reclassified to the income statement</i>	<i>(2,685)</i>	<i>(375)</i>	<i>(1,958)</i>
<i>of which: other comprehensive income that will not be reclassified to the income statement</i>	<i>551</i>	<i>178</i>	<i>(73)</i>
Total comprehensive income	(121)	1,069	(319)

¹ Mainly reflects net unrealized losses on US dollar hedging derivatives resulting from significant increases in the relevant US dollar long-term interest rates. ² Refer to Note 9 for more information.

Balance sheet

USD million	Note	31.3.22	31.12.21
Assets			
Cash and balances at central banks		206,773	192,817
Loans and advances to banks		17,781	15,360
Receivables from securities financing transactions		69,452	75,012
Cash collateral receivables on derivative instruments	10	39,254	30,514
Loans and advances to customers	8	393,960	398,693
Other financial assets measured at amortized cost	11	28,766	26,236
Total financial assets measured at amortized cost		755,987	738,632
Financial assets at fair value held for trading	9	114,995	131,033
<i>of which: assets pledged as collateral that may be sold or repledged by counterparties</i>		<i>40,217</i>	<i>43,397</i>
Derivative financial instruments	9,10	140,311	118,145
Brokerage receivables	9	20,762	21,839
Financial assets at fair value not held for trading	9	60,575	59,642
Total financial assets measured at fair value through profit or loss		336,643	330,659
Financial assets measured at fair value through other comprehensive income	9	9,093	8,844
Investments in associates		1,150	1,243
Property, equipment and software		11,365	11,712
Goodwill and intangible assets		6,383	6,378
Deferred tax assets		9,097	8,839
Other non-financial assets	11	10,158	9,836
Total assets		1,139,876	1,116,145
Liabilities			
Amounts due to banks		16,649	13,101
Payables from securities financing transactions		7,110	5,533
Cash collateral payables on derivative instruments	10	39,609	31,801
Customer deposits		542,984	544,834
Funding from UBS Group AG		57,520	57,295
Debt issued measured at amortized cost	13	75,013	82,432
Other financial liabilities measured at amortized cost	11	10,167	9,765
Total financial liabilities measured at amortized cost		749,052	744,762
Financial liabilities at fair value held for trading	9	34,687	31,688
Derivative financial instruments	9,10	138,444	121,309
Brokerage payables designated at fair value	9	48,015	44,045
Debt issued designated at fair value	9,12	69,421	71,460
Other financial liabilities designated at fair value	9,11	32,374	32,414
Total financial liabilities measured at fair value through profit or loss		322,941	300,916
Provisions	15	3,413	3,452
Other non-financial liabilities	11	6,152	8,572
Total liabilities		1,081,558	1,057,702
Equity			
Share capital		338	338
Share premium		24,660	24,653
Retained earnings		30,450	27,912
Other comprehensive income recognized directly in equity, net of tax		2,514	5,200
Equity attributable to shareholders		57,962	58,102
Equity attributable to non-controlling interests		356	340
Total equity		58,319	58,442
Total liabilities and equity		1,139,876	1,116,145

Statement of changes in equity

<i>USD million</i>	Share capital	Share premium	Retained earnings
Balance as of 1 January 2021	338	24,580	25,251
Tax (expense) / benefit		1	
Dividends			
Translation effects recognized directly in retained earnings			23
Share of changes in retained earnings of associates and joint ventures			2
New consolidations / (deconsolidations) and other increases / (decreases)		(1)	
Total comprehensive income for the period			1,649
<i>of which: net profit / (loss)</i>			<i>1,710</i>
<i>of which: OCI, net of tax</i>			<i>(61)</i>
Balance as of 31 March 2021	338	24,579	26,926
Balance as of 1 January 2022	338	24,653	27,912
Tax (expense) / benefit		3	
Dividends			
Translation effects recognized directly in retained earnings			1
Share of changes in retained earnings of associates and joint ventures			0
New consolidations / (deconsolidations) and other increases / (decreases)		5	
Total comprehensive income for the period			2,537
<i>of which: net profit / (loss)</i>			<i>2,004</i>
<i>of which: OCI, net of tax</i>			<i>533</i>
Balance as of 31 March 2022	338	24,660	30,450

¹ Excludes other comprehensive income related to defined benefit plans and own credit that is recorded directly in Retained earnings.

<i>Other comprehensive income recognized directly in equity, net of tax¹</i>	<i>of which: foreign currency translation</i>	<i>of which: financial assets measured at fair value through OCI</i>	<i>of which: cash flow hedges</i>	<i>of which: cost of hedging</i>	Total equity attributable to shareholders	Non-controlling interests	Total equity
7,585	<i>5,126</i>	<i>151</i>	<i>2,321</i>	<i>(13)</i>	57,754	319	58,073
					1		1
					0	(3)	(3)
<i>(23)</i>		<i>0</i>	<i>(23)</i>	<i>0</i>	0		0
					2		2
					(1)	0	(1)
<i>(1,958)</i>	<i>(691)</i>	<i>(102)</i>	<i>(1,160)</i>	<i>(6)</i>	(309)	(9)	(319)
					<i>1,710</i>	<i>3</i>	<i>1,713</i>
<i>(1,958)</i>	<i>(691)</i>	<i>(102)</i>	<i>(1,160)</i>	<i>(6)</i>	<i>(2,019)</i>	<i>(12)</i>	<i>(2,032)</i>
5,603	<i>4,436</i>	<i>49</i>	<i>1,138</i>	<i>(19)</i>	57,446	307	57,753
5,200	<i>4,617</i>	<i>(7)</i>	<i>628</i>	<i>(39)</i>	58,102	340	58,442
					3		3
					0	(3)	(3)
<i>(1)</i>		<i>0</i>	<i>(1)</i>	<i>0</i>	0		0
					0		0
					5	(7)	(3)
<i>(2,685)</i>	<i>(251)</i>	<i>(327)</i>	<i>(2,184)</i>	<i>77</i>	(148)	26	(121)
					<i>2,004</i>	<i>8</i>	<i>2,012</i>
<i>(2,685)</i>	<i>(251)</i>	<i>(327)</i>	<i>(2,184)</i>	<i>77</i>	<i>(2,152)</i>	<i>18</i>	<i>(2,134)</i>
2,514	<i>4,366</i>	<i>(334)</i>	<i>(1,556)</i>	<i>38</i>	57,962	356	58,319

Statement of cash flows

	Year-to-date	
<i>USD million</i>	31.3.22	31.3.21
Cash flow from / (used in) operating activities		
Net profit / (loss)	2,012	1,713
Non-cash items included in net profit and other adjustments:		
Depreciation, amortization and impairment of non-financial assets	449	457
Credit loss expense / (release)	0	(28)
Share of net (profit) / loss of associates and joint ventures and impairment related to associates	4	(53)
Deferred tax expense / (benefit)	212	61
Net loss / (gain) from investing activities	19	(146)
Net loss / (gain) from financing activities	(4,599)	(1,570)
Other net adjustments	1,920	6,619
Net change in operating assets and liabilities:		
Loans and advances to banks and amounts due to banks	3,869	1,995
Securities financing transactions	7,011	(8,614)
Cash collateral on derivative instruments	(959)	(3,068)
Loans and advances to customers	791	(12,847)
Customer deposits	3,002	(2,661)
Financial assets and liabilities at fair value held for trading and derivative financial instruments	8,197	1,705
Brokerage receivables and payables	5,081	7,329
Financial assets at fair value not held for trading and other financial assets and liabilities	(52)	8,948
Provisions and other non-financial assets and liabilities	(1,415)	(961)
Income taxes paid, net of refunds	(644)	(201)
Net cash flow from / (used in) operating activities	24,899	(1,322)
Cash flow from / (used in) investing activities		
Purchase of subsidiaries, associates and intangible assets	0	(1)
Purchase of property, equipment and software	(371)	(368)
Purchase of financial assets measured at fair value through other comprehensive income	(1,645)	(1,376)
Disposal and redemption of financial assets measured at fair value through other comprehensive income	1,092	1,412
Net (purchase) / redemption of debt securities measured at amortized cost	(2,547)	4
Net cash flow from / (used in) investing activities	(3,472)	(329)

Statement of cash flows (continued)

	Year-to-date	
<i>USD million</i>	31.3.22	31.3.21
Cash flow from / (used in) financing activities		
Net short-term debt issued / (repaid)	(5,188)	1,054
Issuance of debt designated at fair value and long-term debt measured at amortized cost ¹	24,824	36,336
Repayment of debt designated at fair value and long-term debt measured at amortized cost ¹	(21,201)	(22,965)
Net cash flows from other financing activities	(219)	(150)
Net cash flow from / (used in) financing activities	(1,784)	14,275
Total cash flow		
Cash and cash equivalents at the beginning of the period	207,755	173,430
Net cash flow from / (used in) operating, investing and financing activities	19,644	12,624
Effects of exchange rate differences on cash and cash equivalents	(2,729)	(7,983)
Cash and cash equivalents at the end of the period²	224,669	178,071
<i>of which: cash and balances at central banks³</i>	<i>206,666</i>	<i>158,769</i>
<i>of which: loans and advances to banks</i>	<i>16,485</i>	<i>17,050</i>
<i>of which: money market paper</i>	<i>1,518</i>	<i>2,252</i>

Additional information

Net cash flow from / (used in) operating activities includes:

Interest received in cash	2,889	2,758
Interest paid in cash	1,428	1,679
Dividends on equity investments, investment funds and associates received in cash	456	624

¹ Includes funding from UBS Group AG measured at amortized cost (recognized in Funding from UBS Group AG on the balance sheet) and measured at fair value (recognized in Other financial liabilities designated at fair value on the balance sheet). ² USD 4,359 million and USD 4,064 million of cash and cash equivalents (mainly reflected in Loans and advances to banks) were restricted as of 31 March 2022 and 31 March 2021, respectively. Refer to "Note 23 Restricted and transferred financial assets" in the "Consolidated financial statements" section of the Annual Report 2021 for more information. ³ Includes only balances with an original maturity of three months or less.

Notes to the UBS AG interim consolidated financial statements (unaudited)

Note 1 Basis of accounting

Basis of preparation

The consolidated financial statements (the financial statements) of UBS AG and its subsidiaries (together, UBS AG) are prepared in accordance with International Financial Reporting Standards (IFRS), as issued by the International Accounting Standards Board (the IASB), and are presented in US dollars (USD). These interim financial statements are prepared in accordance with IAS 34, *Interim Financial Reporting*.

In preparing these interim financial statements, the same accounting policies and methods of computation have been applied as in the UBS AG consolidated annual financial statements for the period ended 31 December 2021. These interim financial statements are unaudited and should be read in conjunction with UBS AG's audited consolidated financial statements in the Annual Report 2021. In the opinion of

management, all necessary adjustments have been made for a fair presentation of UBS AG's financial position, results of operations and cash flows.

Preparation of these interim financial statements requires management to make estimates and assumptions that affect the reported amounts of assets, liabilities, income, expenses and disclosures of contingent assets and liabilities. These estimates and assumptions are based on the best available information. Actual results in the future could differ from such estimates and differences may be material to the financial statements. Revisions to estimates, based on regular reviews, are recognized in the period in which they occur. For more information about areas of estimation uncertainty that are considered to require critical judgment, refer to "Note 1a Material accounting policies" in the "Consolidated financial statements" section of the Annual Report 2021.

Note 2 Segment reporting

UBS AG's businesses are organized globally into four business divisions: Global Wealth Management, Personal & Corporate Banking, Asset Management and the Investment Bank. All four business divisions are supported by Group Functions and qualify as reportable segments for the purpose of segment reporting. Together with Group Functions they reflect the management structure of UBS AG.

- › Refer to "Note 2 Segment reporting" in the "Consolidated financial statements" section of the Annual Report 2021 for more information about UBS AG's reporting segments

<i>USD million</i>	Global Wealth Management	Personal & Corporate Banking	Asset Management	Investment Bank	Group Functions	UBS AG
For the quarter ended 31 March 2022						
Net interest income	1,141	535	(4)	133	(60)	1,746
Non-interest income	3,763	552	582	2,777	74	7,748
Income	4,904	1,087	578	2,910	14	9,494
Credit loss (expense) / release	7	(23)	0	(4)	0	(18)
Total operating income	4,912	1,064	578	2,907	15	9,475
Total operating expenses	3,629	644	402	1,999	242	6,916
Operating profit / (loss) before tax	1,283	420	176	908	(227)	2,559
Tax expense / (benefit)						547
Net profit / (loss)						2,012

<i>USD million</i>	Global Wealth Management	Personal & Corporate Banking	Asset Management	Investment Bank	Group Functions	UBS AG
As of 31 March 2022						
Total assets¹	407,861	231,993	22,579	381,574	95,869	1,139,876

<i>USD million</i>	Global Wealth Management	Personal & Corporate Banking	Asset Management	Investment Bank	Group Functions	UBS AG
For the quarter ended 31 March 2021						
Net interest income	997	513	(4)	114	(31)	1,589
Non-interest income	3,848	500	641	2,161	68	7,218
Income	4,845	1,013	637	2,274	37	8,807
Credit loss (expense) / release	3	23	0	2	0	28
Total operating income	4,848	1,037	637	2,276	37	8,836
Total operating expenses	3,457	647	410	1,882	288	6,684
Operating profit / (loss) before tax	1,391	390	227	394	(251)	2,151
Tax expense / (benefit)						439
Net profit / (loss)						1,713

<i>USD million</i>	Global Wealth Management	Personal & Corporate Banking	Asset Management	Investment Bank	Group Functions	UBS AG
As of 31 December 2021						
Total assets	395,235	225,425	25,202	346,641	123,641	1,116,145

¹ In the first quarter of 2022, UBS AG refined the methodology applied to allocate balance sheet resources from Group Functions to the business divisions, with prospective effect. If the new methodology had been applied as of 31 December 2021, balance sheet assets allocated to business divisions would have been USD 17 billion higher, of which USD 14 billion related to the Investment Bank.

Note 3 Net interest income

USD million	For the quarter ended		
	31.3.22	31.12.21	31.3.21
Net interest income from financial instruments measured at amortized cost and fair value through other comprehensive income			
Interest income from loans and deposits ¹	1,661	1,647	1,586
Interest income from securities financing transactions ²	118	120	135
Interest income from other financial instruments measured at amortized cost	72	71	73
Interest income from debt instruments measured at fair value through other comprehensive income	41	31	35
Interest income from derivative instruments designated as cash flow hedges	253	284	268
Total interest income from financial instruments measured at amortized cost and fair value through other comprehensive income	2,145	2,152	2,098
Interest expense on loans and deposits ³	429	393	439
Interest expense on securities financing transactions ⁴	224	252	258
Interest expense on debt issued	135	126	137
Interest expense on lease liabilities	22	23	26
Total interest expense from financial instruments measured at amortized cost	809	794	859
Total net interest income from financial instruments measured at amortized cost and fair value through other comprehensive income	1,336	1,358	1,239
Net interest income from financial instruments measured at fair value through profit or loss	410	388	351
Total net interest income	1,746	1,746	1,589

¹ Consists of interest income from cash and balances at central banks, loans and advances to banks and customers, and cash collateral receivables on derivative instruments, as well as negative interest on amounts due to banks, customer deposits, and cash collateral payables on derivative instruments. ² Includes interest income on receivables from securities financing transactions and negative interest, including fees, on payables from securities financing transactions. ³ Consists of interest expense on amounts due to banks, cash collateral payables on derivative instruments, customer deposits, and funding from UBS Group AG, as well as negative interest on cash and balances at central banks, loans and advances to banks, and cash collateral receivables on derivative instruments. ⁴ Includes interest expense on payables from securities financing transactions and negative interest, including fees, on receivables from securities financing transactions.

Note 4 Net fee and commission income

USD million	For the quarter ended		
	31.3.22	31.12.21	31.3.21
Underwriting fees	203	346	420
M&A and corporate finance fees	237	218	238
Brokerage fees	1,078	971	1,358
Investment fund fees	1,388	1,520	1,437
Portfolio management and related services	2,463	2,535	2,284
Other	501	462	461
Total fee and commission income¹	5,868	6,054	6,197
of which: recurring	3,860	4,015	3,621
of which: transaction-based	1,989	1,940	2,482
of which: performance-based	19	99	94
Fee and commission expense	485	513	478
Net fee and commission income	5,384	5,541	5,719

¹ Reflects third-party fee and commission income for the first quarter of 2022 of USD 3,637 million for Global Wealth Management (fourth quarter of 2021: USD 3,624 million; first quarter of 2021: USD 3,673 million), USD 447 million for Personal & Corporate Banking (fourth quarter of 2021: USD 427 million; first quarter of 2021: USD 389 million), USD 762 million for Asset Management (fourth quarter of 2021: USD 902 million; first quarter of 2021: USD 815 million), USD 1,018 million for the Investment Bank (fourth quarter of 2021: USD 1,095 million; first quarter of 2021: USD 1,305 million) and USD 4 million for Group Functions (fourth quarter of 2021: USD 6 million; first quarter of 2021: USD 15 million).

Note 5 Personnel expenses

USD million	For the quarter ended		
	31.3.22	31.12.21	31.3.21
Salaries and variable compensation	2,465	1,822	2,370
Financial advisor compensation ¹	1,220	1,269	1,170
Contractors	28	35	36
Social security	228	159	211
Post-employment benefit plans	182	124	194
Other personnel expenses	109	144	105
Total personnel expenses	4,233	3,552	4,086

¹ Financial advisor compensation consists of formulaic compensation based directly on compensable revenues generated by financial advisors and supplemental compensation calculated on the basis of financial advisor productivity, firm tenure, new assets and other variables. It also includes expenses related to compensation commitments with financial advisors entered into at the time of recruitment that are subject to vesting requirements.

Note 6 General and administrative expenses

USD million	For the quarter ended		
	31.3.22	31.12.21	31.3.21
Outsourcing costs	106	130	89
IT expenses	122	127	125
Consulting, legal and audit fees	104	155	84
Real estate and logistics costs	124	140	127
Market data services	93	96	89
Marketing and communication	31	69	32
Travel and entertainment	19	29	8
Litigation, regulatory and similar matters ¹	57	826	9
Other	1,577	1,592	1,578
<i>of which: shared services costs charged by UBS Group AG or its subsidiaries</i>	<i>1,390</i>	<i>1,365</i>	<i>1,375</i>
<i>of which: UK and German bank levies</i>	<i>33</i>	<i>38</i>	<i>41</i>
Total general and administrative expenses	2,233	3,164	2,141

¹ Reflects the net increase in provisions for litigation, regulatory and similar matters recognized in the income statement. Refer to Note 15b for more information.

Note 7 Income taxes

Income tax expenses of USD 547 million were recognized for the first quarter of 2022, representing an effective tax rate of 21.4%, compared with USD 439 million for the first quarter of 2021 and an effective tax rate of 20.4%.

Current tax expenses were USD 335 million, compared with USD 377 million, and related to taxable profits of UBS Switzerland AG and other entities.

Net deferred tax expenses were USD 212 million, compared with USD 61 million, and primarily related to the amortization of deferred tax assets that were previously recognized in relation to tax losses carried forward and deductible temporary differences of UBS Americas Inc.

Note 8 Expected credit loss measurement

a) Credit loss expense / release

Total net credit loss expenses in the first quarter of 2022 were USD 18 million, reflecting USD 11 million net credit loss expenses related to stage 1 and 2 positions and USD 7 million net credit loss expenses related to stage 3 positions.

Stage 1 and 2 net expenses included scenario-related net expenses of USD 18 million, model change-related net releases of

USD 14 million, and net expenses of USD 7 million including additional effects from book quality and size changes.

Stage 3 net credit loss expenses were USD 7 million, including USD 10 million net expenses in Personal & Corporate Banking, across various corporate lending positions.

Credit loss (expense) / release

USD million	Global Wealth Management	Personal & Corporate Banking	Asset Management	Investment Bank	Group Functions	Total
For the quarter ended 31.3.22						
Stages 1 and 2	5	(13)	0	(3)	0	(11)
Stage 3	2	(10)	0	0	0	(7)
Total credit loss (expense) / release	7	(23)	0	(4)	0	(18)
For the quarter ended 31.12.21						
Stages 1 and 2	2	(4)	0	2	0	(1)
Stage 3	1	14	(1)	14	0	28
Total credit loss (expense) / release	2	10	(1)	16	0	27
For the quarter ended 31.3.21						
Stages 1 and 2	4	16	0	5	0	26
Stage 3	(2)	8	0	(4)	0	3
Total credit loss (expense) / release	3	23	0	2	0	28

Note 8 Expected credit loss measurement (continued)**b) Changes to ECL models, scenarios, scenario weights and post-model adjustments****Scenarios**

The expected credit loss (ECL) scenarios, along with the related macroeconomic factors, were reviewed in light of the economic and political conditions prevailing in the first quarter of 2022 through a series of governance meetings, with input and feedback from UBS Risk and Finance experts across the business divisions and regions.

As a response to inflationary developments and Russia's invasion of Ukraine, UBS AG has replaced the mild global interest rate steepening scenario with a severe global interest rate steepening scenario, applied more adverse weightings and reflected updated scenario data as of the end of the first quarter of 2022 in the calculations.

The baseline scenario assumptions on a calendar-year basis are included in the table below and imply a weaker economic forecast for 2022 compared with 2021.

The shocks in the newly adopted severe global interest rate steepening scenario are more severe compared with the previously applied mild global interest rate steepening scenario; for example, inflation and interest rates are higher and GDP growth substantially lower.

The global crisis scenario remains materially unchanged.

Scenario weights and post-model adjustments

In response to recent developments, UBS AG changed the scenario weights for the first quarter of 2022: upside at 0% (31 December 2021: 5%), baseline at 55% (unchanged), severe global interest rate steepening scenario at 25% (31 December 2021: mild global interest rate steepening scenario 10%) and the global crisis scenario at 20% (31 December 2021: 30%).

The post-model adjustment amounted to USD 204 million as of 31 March 2022 (31 December 2021: USD 224 million) and includes effects from the uncertainty caused by the continued COVID-19 pandemic and heightened geopolitical tensions, which cannot be fully and reliably modeled due to a lack of sufficiently supportable data. The post-model adjustment was reduced during the first quarter of 2022 following the scenario substitution and weighting changes noted above, which resulted in higher modeled ECL and addressed some of the uncertainties that had not been reflected in the modeling approach in prior periods.

Comparison on shock factors

Key parameters	Baseline		
	2021	2022	2023
Real GDP growth (annual percentage change)			
United States	5.5	3.5	2.4
Eurozone	5.1	2.9	2.2
Switzerland	3.1	2.5	1.5
Unemployment rate (% annual average)			
United States	5.4	3.5	3.3
Eurozone	7.7	7.0	6.9
Switzerland	3.0	2.3	2.1
Real estate (annual percentage change, Q4)			
United States	16.1	2.0	1.7
Eurozone	7.9	5.0	1.7
Switzerland	6.0	3.0	0.0

Economic scenarios and weights applied

ECL scenario	Assigned weights in %		
	31.3.22	31.12.21	31.3.21
Upside	0.0	5.0	0.0
Baseline	55.0	55.0	60.0
Mild global interest rate steepening	-	10.0	0.0
Severe global interest rate steepening	25.0	-	-
Global crisis	20.0	30.0	40.0

Note 8 Expected credit loss measurement (continued)

c) ECL-relevant balance sheet and off-balance sheet positions including ECL allowances and provisions

The following tables provide information about financial instruments and certain non-financial instruments that are subject to ECL requirements. For amortized-cost instruments, the carrying amount represents the maximum exposure to credit risk, taking into account the allowance for credit losses. Financial assets measured at fair value through other comprehensive income (FVOCI) are also subject to ECL; however, unlike amortized-cost instruments, the allowance for credit losses for FVOCI instruments

does not reduce the carrying amount of these financial assets. Instead, the carrying amount of financial assets measured at FVOCI represents the maximum exposure to credit risk.

In addition to recognized financial assets, certain off-balance sheet financial instruments and other credit lines are also subject to ECL. The maximum exposure to credit risk for off-balance sheet financial instruments is calculated based on the maximum contractual amounts.

USD million	31.3.22				ECL allowances / provisions			
	Carrying amount ¹ / Total exposure				Total	Stage 1	Stage 2	Stage 3
Financial instruments measured at amortized cost	Total	Stage 1	Stage 2	Stage 3	Total	Stage 1	Stage 2	Stage 3
Cash and balances at central banks	206,773	206,728	46	0	(6)	(0)	(6)	0
Loans and advances to banks	17,781	17,717	65	0	(9)	(8)	(1)	(0)
Receivables from securities financing transactions	69,452	69,452	(0)	0	(2)	(2)	(0)	0
Cash collateral receivables on derivative instruments	39,254	39,254	0	0	(0)	(0)	0	0
Loans and advances to customers	393,960	376,969	15,513	1,478	(801)	(121)	(155)	(525)
of which: Private clients with mortgages	153,645	145,272	7,702	671	(126)	(27)	(71)	(28)
of which: Real estate financing	43,920	40,006	3,907	7	(57)	(17)	(40)	(0)
of which: Large corporate clients	13,432	11,966	1,169	296	(143)	(21)	(14)	(108)
of which: SME clients	13,911	11,995	1,508	407	(260)	(22)	(20)	(218)
of which: Lombard	144,398	144,374	0	24	(34)	(7)	0	(27)
of which: Credit cards	1,709	1,341	341	28	(36)	(10)	(9)	(17)
of which: Commodity trade finance	4,441	4,425	7	9	(103)	(6)	(0)	(96)
Other financial assets measured at amortized cost	28,766	28,297	302	168	(109)	(27)	(7)	(75)
of which: Loans to financial advisors	2,388	2,164	86	138	(86)	(20)	(3)	(63)
Total financial assets measured at amortized cost	755,987	738,416	15,925	1,646	(928)	(158)	(170)	(600)
Financial assets measured at fair value through other comprehensive income	9,093	9,093	0	0	0	0	0	0
Total on-balance sheet financial assets in scope of ECL requirements	765,080	747,509	15,925	1,646	(928)	(158)	(170)	(600)
Off-balance sheet (in scope of ECL)								
Guarantees	22,496	21,264	1,072	159	(66)	(17)	(10)	(39)
of which: Large corporate clients	3,459	2,621	736	102	(32)	(3)	(4)	(26)
of which: SME clients	1,318	1,154	107	57	(11)	(1)	(1)	(9)
of which: Financial intermediaries and hedge funds	11,428	11,307	121	0	(16)	(12)	(5)	0
of which: Lombard	2,545	2,545	0	0	(1)	(0)	0	(1)
of which: Commodity trade finance	2,680	2,680	0	0	(1)	(1)	(0)	0
Irrevocable loan commitments	38,039	35,827	2,123	89	(112)	(68)	(44)	0
of which: Large corporate clients	23,698	21,723	1,916	58	(98)	(63)	(35)	0
Forward starting reverse repurchase and securities borrowing agreements	6,432	6,432	0	0	(0)	(0)	0	0
Committed unconditionally revocable credit lines	42,303	39,523	2,715	65	(40)	(30)	(10)	0
of which: Real estate financing	9,621	9,343	278	0	(7)	(5)	(2)	0
of which: Large corporate clients	4,618	3,862	733	23	(5)	(2)	(3)	0
of which: SME clients	4,793	4,254	503	37	(15)	(12)	(3)	0
of which: Lombard	8,216	8,216	0	0	0	(0)	0	0
of which: Credit cards	9,398	8,941	453	4	(6)	(5)	(2)	0
of which: Commodity trade finance	280	280	0	0	(0)	(0)	0	0
Irrevocable committed prolongation of existing loans	5,355	5,342	12	2	(2)	(2)	(0)	0
Total off-balance sheet financial instruments and other credit lines	114,625	108,389	5,922	314	(221)	(117)	(64)	(39)
Total allowances and provisions					(1,148)	(275)	(234)	(639)

¹ The carrying amount of financial assets measured at amortized cost represents the total gross exposure net of the respective ECL allowances.

Note 8 Expected credit loss measurement (continued)

USD million	31.12.21				31.12.21			
	Carrying amount ¹ / Total exposure				ECL allowances / provisions			
	Total	Stage 1	Stage 2	Stage 3	Total	Stage 1	Stage 2	Stage 3
Financial instruments measured at amortized cost								
Cash and balances at central banks	192,817	192,817	0	0	0	0	0	0
Loans and advances to banks	15,360	15,333	26	1	(8)	(7)	(1)	0
Receivables from securities financing transactions	75,012	75,012	0	0	(2)	(2)	0	0
Cash collateral receivables on derivative instruments	30,514	30,514	0	0	0	0	0	0
Loans and advances to customers	398,693	381,496	15,620	1,577	(850)	(126)	(152)	(572)
<i>of which: Private clients with mortgages</i>	152,479	143,505	8,262	711	(132)	(28)	(71)	(33)
<i>of which: Real estate financing</i>	43,945	40,463	3,472	9	(60)	(19)	(40)	0
<i>of which: Large corporate clients</i>	13,990	12,643	1,037	310	(170)	(22)	(16)	(133)
<i>of which: SME clients</i>	14,004	12,076	1,492	436	(259)	(19)	(15)	(225)
<i>of which: Lombard</i>	149,283	149,255	0	27	(33)	(6)	0	(28)
<i>of which: Credit cards</i>	1,716	1,345	342	29	(36)	(10)	(9)	(17)
<i>of which: Commodity trade finance</i>	3,813	3,799	7	7	(114)	(6)	0	(108)
Other financial assets measured at amortized cost	26,236	25,746	302	189	(109)	(27)	(7)	(76)
<i>of which: Loans to financial advisors</i>	2,453	2,184	106	163	(86)	(19)	(3)	(63)
Total financial assets measured at amortized cost	738,632	720,917	15,948	1,767	(969)	(161)	(160)	(647)
Financial assets measured at fair value through other comprehensive income	8,844	8,844	0	0	0	0	0	0
Total on-balance sheet financial assets in scope of ECL requirements	747,477	729,762	15,948	1,767	(969)	(161)	(160)	(647)
Off-balance sheet (in scope of ECL)								
Guarantees	20,972	19,695	1,127	150	(41)	(18)	(8)	(15)
<i>of which: Large corporate clients</i>	3,464	2,567	793	104	(6)	(3)	(3)	0
<i>of which: SME clients</i>	1,353	1,143	164	46	(8)	(1)	(1)	(7)
<i>of which: Financial intermediaries and hedge funds</i>	9,575	9,491	84	0	(17)	(13)	(4)	0
<i>of which: Lombard</i>	2,454	2,454	0	0	(1)	0	0	(1)
<i>of which: Commodity trade finance</i>	3,137	3,137	0	0	(1)	(1)	0	0
Irrevocable loan commitments	39,478	37,097	2,335	46	(114)	(72)	(42)	0
<i>of which: Large corporate clients</i>	23,922	21,811	2,102	9	(100)	(66)	(34)	0
Forward starting reverse repurchase and securities borrowing agreements	1,444	1,444	0	0	0	0	0	0
Committed unconditionally revocable credit lines	42,373	39,802	2,508	63	(38)	(28)	(10)	0
<i>of which: Real estate financing</i>	7,328	7,046	281	0	(5)	(4)	(1)	0
<i>of which: Large corporate clients</i>	5,358	4,599	736	23	(7)	(4)	(3)	0
<i>of which: SME clients</i>	5,160	4,736	389	35	(15)	(11)	(3)	0
<i>of which: Lombard</i>	8,670	8,670	0	0	0	0	0	0
<i>of which: Credit cards</i>	9,466	9,000	462	4	(6)	(5)	(2)	0
<i>of which: Commodity trade finance</i>	117	117	0	0	0	0	0	0
Irrevocable committed prolongation of existing loans	5,611	5,527	36	48	(3)	(3)	0	0
Total off-balance sheet financial instruments and other credit lines	109,878	103,565	6,006	307	(196)	(121)	(60)	(15)
Total allowances and provisions					(1,165)	(282)	(220)	(662)

¹ The carrying amount of financial assets measured at amortized cost represents the total gross exposure net of the respective ECL allowances.

Note 8 Expected credit loss measurement (continued)

The table below provides information about the ECL gross exposure and the ECL coverage ratio for UBS AG's core loan portfolios (i.e., *Loans and advances to customers* and *Loans to financial advisors*) and relevant off-balance sheet exposures. *Cash and balances at central banks, Loans and advances to banks, Receivables from securities financing transactions, Cash collateral receivables on derivative instruments* and *Financial assets*

measured at fair value through other comprehensive income are not included in the table below, due to their lower sensitivity to ECL.

ECL coverage ratios are calculated by dividing ECL allowances and provisions by the gross carrying amount of the related exposures.

Coverage ratios for core loan portfolio					31.3.22				
On-balance sheet	Gross carrying amount (USD million)				ECL coverage (bps)				
	Total	Stage 1	Stage 2	Stage 3	Total	Stage 1	Stage 2	Stage 1&2	Stage 3
Private clients with mortgages	153,771	145,299	7,773	699	8	2	91	6	403
Real estate financing	43,977	40,023	3,947	7	13	4	102	13	455
Total real estate lending	197,748	185,321	11,720	707	9	2	95	8	404
Large corporate clients	13,574	11,987	1,184	404	105	17	122	27	2,666
SME clients	14,170	12,017	1,528	626	183	18	130	31	3,489
Total corporate lending	27,745	24,004	2,712	1,029	145	18	127	29	3,166
Lombard	144,432	144,381	0	51	2	0	0	0	5,326
Credit cards	1,745	1,351	350	44	204	72	256	110	3,803
Commodity trade finance	4,544	4,432	7	105	226	14	2	14	9,157
Other loans and advances to customers	18,548	17,602	879	66	23	7	9	7	4,517
Loans to financial advisors	2,473	2,184	88	201	347	92	322	101	3,132
Total other lending	171,742	169,949	1,325	468	18	3	95	4	4,986
Total¹	397,235	379,274	15,757	2,204	22	4	100	8	2,667

Off-balance sheet	Gross exposure (USD million)				ECL coverage (bps)				
	Total	Stage 1	Stage 2	Stage 3	Total	Stage 1	Stage 2	Stage 1&2	Stage 3
Private clients with mortgages	7,972	7,733	236	3	3	3	7	3	241
Real estate financing	10,787	10,499	287	0	9	6	118	9	0
Total real estate lending	18,759	18,232	523	3	7	5	68	7	241
Large corporate clients	31,774	28,206	3,384	183	43	24	124	35	1,410
SME clients	7,512	6,693	700	119	48	23	159	36	791
Total corporate lending	39,286	34,899	4,084	303	44	24	130	35	1,166
Lombard	13,761	13,761	0	0	1	0	0	0	0
Credit cards	9,398	8,941	453	4	7	5	34	7	0
Commodity trade finance	3,010	3,010	0	0	4	4	0	4	0
Financial intermediaries and hedge funds	11,646	11,048	598	0	15	11	83	15	0
Other off-balance sheet commitments	12,334	12,065	265	4	9	5	40	6	0
Total other lending	50,148	48,825	1,315	8	7	5	58	7	0
Total²	108,193	101,956	5,922	314	20	11	108	17	1,255

¹ Includes Loans and advances to customers of USD 394,761 million and Loans to financial advisors of USD 2,473 million, which are presented on the balance sheet line Other assets measured at amortized cost.

² Excludes Forward starting reverse repurchase and securities borrowing agreements.

Note 8 Expected credit loss measurement (continued)

Coverage ratios for core loan portfolio		31.12.21								
		Gross carrying amount (USD million)				ECL coverage (bps)				
On-balance sheet		Total	Stage 1	Stage 2	Stage 3	Total	Stage 1	Stage 2	Stage 1&2	Stage 3
Private clients with mortgages		152,610	143,533	8,333	744	9	2	85	6	446
Real estate financing		44,004	40,483	3,512	10	14	5	114	14	231
Total real estate lending		196,615	184,016	11,845	754	10	3	94	8	443
Large corporate clients		14,161	12,665	1,053	443	120	18	148	28	2,997
SME clients		14,263	12,095	1,507	661	182	16	103	25	3,402
Total corporate lending		28,424	24,760	2,560	1,104	151	17	121	26	3,240
Lombard		149,316	149,261	0	55	2	0	0	0	5,026
Credit cards		1,752	1,355	351	46	204	72	255	109	3,735
Commodity trade finance		3,927	3,805	7	115	290	15	3	15	9,388
Other loans and advances to customers		19,510	18,425	1,010	75	23	9	15	9	3,730
Loans to financial advisors		2,539	2,203	109	226	338	88	303	99	2,791
Total other lending		177,043	175,049	1,477	517	18	3	93	4	4,718
Total¹		402,081	383,825	15,882	2,374	23	4	98	8	2,673
Off-balance sheet		Total	Stage 1	Stage 2	Stage 3	Total	Stage 1	Stage 2	Stage 1&2	Stage 3
Private clients with mortgages		9,123	8,798	276	49	3	3	9	3	15
Real estate financing		8,766	8,481	285	0	9	7	88	9	0
Total real estate lending		17,889	17,278	562	49	6	5	49	6	15
Large corporate clients		32,748	28,981	3,630	136	34	25	110	35	1
SME clients		8,077	7,276	688	114	38	19	151	30	585
Total corporate lending		40,826	36,258	4,318	250	35	24	117	34	266
Lombard		14,438	14,438	0	0	1	0	0	0	0
Credit cards		9,466	9,000	462	4	7	5	34	7	0
Commodity trade finance		3,262	3,262	0	0	4	4	0	4	0
Financial intermediaries and hedge funds		13,747	13,379	369	0	13	10	120	13	0
Other off-balance sheet commitments		8,806	8,507	296	4	15	6	30	7	0
Total other lending		49,720	48,585	1,127	8	8	5	61	7	0
Total²		108,434	102,121	6,006	307	18	12	100	17	486

¹ Includes Loans and advances to customers of USD 399,543 million and Loans to financial advisors of USD 2,539 million, which are presented on the balance sheet line Other assets measured at amortized cost.

² Excludes Forward starting reverse repurchase and securities borrowing agreements.

Note 9 Fair value measurement

This Note provides fair value measurement information for both financial and non-financial instruments and should be read in conjunction with "Note 21 Fair value measurement" in the "Consolidated financial statements" section of the Annual Report 2021, which provides more information about valuation principles, valuation governance, fair value hierarchy classification, valuation adjustments, valuation techniques and inputs, sensitivity of fair value measurements, and methods applied to calculate fair values for financial instruments not measured at fair value.

All financial and non-financial assets and liabilities measured or disclosed at fair value are categorized into one of three fair value hierarchy levels. When the inputs used to measure fair value may fall within different levels of the fair value hierarchy, the level in the hierarchy within which each instrument is classified in its entirety is based on the lowest-level input that is significant to the position's fair value measurement:

- Level 1 – quoted prices (unadjusted) in active markets for identical assets and liabilities;
- Level 2 – valuation techniques for which all significant inputs are, or are based on, observable market data; or
- Level 3 – valuation techniques for which significant inputs are not based on observable market data.

Note 9 Fair value measurement (continued)

a) Fair value hierarchy

The fair value hierarchy classification of financial and non-financial assets and liabilities measured at fair value is summarized in the table below.

Determination of fair values from quoted market prices or valuation techniques¹

USD million	31.3.22				31.12.21			
	Level 1	Level 2	Level 3	Total	Level 1	Level 2	Level 3	Total
Financial assets measured at fair value on a recurring basis								
Financial assets at fair value held for trading	97,077	15,296	2,623	114,995	113,722	15,012	2,299	131,033
<i>of which:</i>								
Equity instruments	82,255	512	278	83,045	97,983	1,090	149	99,222
Government bills / bonds	7,579	1,491	10	9,080	7,135	1,351	10	8,496
Investment fund units	6,495	2,030	16	8,541	7,843	1,364	21	9,229
Corporate and municipal bonds	741	9,201	611	10,553	708	7,791	556	9,055
Loans	0	1,726	1,577	3,303	0	3,099	1,443	4,542
Asset-backed securities	6	336	131	473	53	317	120	489
Derivative financial instruments	1,512	137,116	1,683	140,311	522	116,482	1,140	118,145
<i>of which:</i>								
Foreign exchange contracts	750	66,804	6	67,559	255	53,046	7	53,307
Interest rate contracts	0	36,372	772	37,144	0	32,747	494	33,241
Equity / index contracts	0	29,477	450	29,927	0	27,861	384	28,245
Credit derivative contracts	0	1,392	338	1,730	0	1,179	236	1,414
Commodity contracts	0	2,886	58	2,944	0	1,590	16	1,606
Brokerage receivables	0	20,762	0	20,762	0	21,839	0	21,839
Financial assets at fair value not held for trading	25,704	30,838	4,033	60,575	27,278	28,185	4,180	59,642
<i>of which:</i>								
Financial assets for unit-linked investment contracts	18,475	0	1	18,476	21,110	187	6	21,303
Corporate and municipal bonds	137	12,665	288	13,090	123	13,937	306	14,366
Government bills / bonds	6,713	4,561	0	11,274	5,624	3,236	0	8,860
Loans	0	3,815	869	4,684	0	4,982	892	5,874
Securities financing transactions	0	9,677	100	9,776	0	5,704	100	5,804
Auction rate securities	0	0	1,635	1,635	0	0	1,585	1,585
Investment fund units	291	120	112	523	338	137	117	591
Equity instruments	89	0	699	788	83	2	681	765
Other	0	0	329	329	0	0	495	495
Financial assets measured at fair value through other comprehensive income on a recurring basis								
Financial assets measured at fair value through other comprehensive income	2,341	6,751	0	9,093	2,704	6,140	0	8,844
<i>of which:</i>								
Asset-backed securities	0	4,639	0	4,639	0	4,849	0	4,849
Government bills / bonds	2,293	19	0	2,312	2,658	27	0	2,686
Corporate and municipal bonds	48	2,093	0	2,141	45	1,265	0	1,310
Non-financial assets measured at fair value on a recurring basis								
Precious metals and other physical commodities	4,626	0	0	4,626	5,258	0	0	5,258
Non-financial assets measured at fair value on a non-recurring basis								
Other non-financial assets ²	0	0	24	24	0	0	26	26
Total assets measured at fair value	131,260	210,763	8,363	350,386	149,484	187,658	7,645	344,787

Note 9 Fair value measurement (continued)**Determination of fair values from quoted market prices or valuation techniques (continued)¹**

USD million	31.3.22				31.12.21			
	Level 1	Level 2	Level 3	Total	Level 1	Level 2	Level 3	Total
Financial liabilities measured at fair value on a recurring basis								
Financial liabilities at fair value held for trading	26,770	7,841	76	34,687	25,413	6,170	105	31,688
<i>of which:</i>								
Equity instruments	19,390	328	61	19,778	18,328	513	83	18,924
Corporate and municipal bonds	32	5,728	15	5,775	30	4,219	17	4,266
Government bills / bonds	6,857	1,047	0	7,905	5,883	826	0	6,709
Investment fund units	491	695	1	1,187	1,172	555	6	1,733
Derivative financial instruments	1,505	135,069	1,869	138,444	509	118,558	2,242	121,309
<i>of which:</i>								
Foreign exchange contracts	737	65,303	33	66,073	258	53,800	21	54,078
Interest rate contracts	0	33,518	221	33,739	0	28,398	278	28,675
Equity / index contracts	0	32,182	1,142	33,324	0	33,438	1,511	34,949
Credit derivative contracts	0	1,421	370	1,791	0	1,412	341	1,753
Commodity contracts	0	2,530	74	2,604	0	1,503	63	1,566
Financial liabilities designated at fair value on a recurring basis								
Brokerage payables designated at fair value	0	48,015	0	48,015	0	44,045	0	44,045
Debt issued designated at fair value	0	58,643	10,778	69,421	0	59,606	11,854	71,460
Other financial liabilities designated at fair value	0	29,500	2,874	32,374	0	29,258	3,156	32,414
<i>of which:</i>								
Financial liabilities related to unit-linked investment contracts	0	18,661	0	18,661	0	21,466	0	21,466
Securities financing transactions	0	9,386	2	9,388	0	6,375	2	6,377
Over-the-counter debt instruments	0	1,299	970	2,269	0	1,334	794	2,128
Total liabilities measured at fair value	28,275	279,067	15,598	322,941	25,922	257,637	17,357	300,916

¹ Bifurcated embedded derivatives are presented on the same balance sheet lines as their host contracts and are not included in this table. The fair value of these derivatives was not material for the periods presented. ² Other non-financial assets primarily consist of properties and other non-current assets held for sale, which are measured at the lower of their net carrying amount or fair value less costs to sell.

b) Valuation adjustments

The table below summarizes the valuation adjustment reserves recognized on the balance sheet. Details about each category are provided further below.

Valuation adjustment reserves on the balance sheet

	As of	
Life-to-date gain / (loss), USD million	31.3.22	31.12.21
Deferred day-1 profit or loss reserves	425	418
Own credit adjustments on financial liabilities designated at fair value	114	(315)
CVAs, FVAs, DVAs and other valuation adjustments	(969)	(1,004)

Deferred day-1 profit or loss reserves

The table below summarizes the changes in deferred day-1 profit or loss reserves during the relevant period.

Deferred day-1 profit or loss is generally released into *Other net income from financial instruments measured at fair value through profit or loss* when pricing of equivalent products or the underlying parameters become observable or when the transaction is closed out.

Deferred day-1 profit or loss reserves

USD million	For the quarter ended		
	31.3.22	31.12.21	31.3.21
Reserve balance at the beginning of the period	418	429	269
Profit / (loss) deferred on new transactions	75	78	181
(Profit) / loss recognized in the income statement	(69)	(88)	(63)
Foreign currency translation	0	0	(1)
Reserve balance at the end of the period	425	418	387

Note 9 Fair value measurement (continued)

Own credit

The valuation of financial liabilities designated at fair value requires consideration of the own credit component of fair value. Own credit risk is reflected in the valuation of UBS AG's fair value option liabilities where this component is considered relevant for valuation purposes by UBS AG's counterparties and other market participants. However, own credit risk is not reflected in the valuation of UBS AG's liabilities that are fully collateralized or for other obligations for which it is established market practice to not include an own credit component.

A description of UBS AG's methodology to estimate own credit and the related accounting principles is included in "Note 21 Fair value measurement" in the "Consolidated financial statements" section of the Annual Report 2021.

In the first quarter of 2022, other comprehensive income related to own credit on financial liabilities designated at fair value was positive USD 423 million, primarily due to a widening of UBS's credit spreads.

Own credit adjustments on financial liabilities designated at fair value

	Included in Other comprehensive income		
	For the quarter ended		
<i>USD million</i>	31.3.22	31.12.21	31.3.21
Recognized during the period:			
Realized gain / (loss)	(7)	0	(6)
Unrealized gain / (loss)	430	55	(23)
Total gain / (loss), before tax	423	55	(29)
		As of	
<i>USD million</i>	31.3.22	31.12.21	31.3.21
Recognized on the balance sheet as of the end of the period:			
Unrealized life-to-date gain / (loss)	114	(315)	(400)

Credit, funding, debit and other valuation adjustments

A description of UBS AG's methodology for estimating credit valuation adjustments (CVAs), funding valuation adjustments (FVAs), debit valuation adjustments (DVAs) and other valuation

adjustments is included in "Note 21 Fair value measurement" in the "Consolidated financial statements" section of the Annual Report 2021.

Valuation adjustments on financial instruments

	As of	
<i>Life-to-date gain / (loss), USD million</i>	31.3.22	31.12.21
Credit valuation adjustments¹	(45)	(44)
Funding valuation adjustments	(41)	(49)
Debit valuation adjustments	4	2
Other valuation adjustments	(887)	(913)
<i>of which: liquidity</i>	<i>(343)</i>	<i>(341)</i>
<i>of which: model uncertainty</i>	<i>(544)</i>	<i>(571)</i>

¹ Amounts do not include reserves against defaulted counterparties.

c) Transfers between Level 1 and Level 2

Assets and liabilities that were held for the entire reporting period and transferred from Level 2 to level 1 or from Level 1 to Level 2 during the first quarter of 2022 were not material.

Note 9 Fair value measurement (continued)**d) Level 3 instruments: valuation techniques and inputs**

The table below presents material Level 3 assets and liabilities, together with the valuation techniques used to measure fair value, the inputs used in a given valuation technique that are considered significant as of 31 March 2022 and unobservable, and a range of values for those unobservable inputs.

The range of values represents the highest- and lowest-level inputs used in the valuation techniques. Therefore the range does not reflect the level of uncertainty regarding a particular input or an assessment of the reasonableness of UBS AG's estimates and assumptions, but rather the different underlying characteristics of the relevant assets and liabilities held by UBS AG. The ranges will therefore vary from period to period and parameter to parameter based on characteristics of the instruments held at each balance

sheet date. Furthermore, the ranges of unobservable inputs may differ across other financial institutions, reflecting the diversity of the products in each firm's inventory.

The significant unobservable inputs disclosed in the table below are consistent with those included in "Note 21 Fair value measurement" in the "Consolidated financial statements" section of the Annual Report 2021. A description of the potential effect that a change in each unobservable input in isolation may have on a fair value measurement, including information to facilitate an understanding of factors that give rise to the input ranges shown, is also provided in "Note 21 Fair value measurement" in the "Consolidated financial statements" section of the Annual Report 2021.

Valuation techniques and inputs used in the fair value measurement of Level 3 assets and liabilities

USD billion	Fair value				Valuation technique(s)	Significant unobservable input(s) ¹	Range of inputs						
	Assets		Liabilities				31.3.22			31.12.21			
	31.3.22	31.12.21	31.3.22	31.12.21			low	high	weighted average ²	low	high	weighted average ²	unit ¹
Financial assets and liabilities at fair value held for trading and Financial assets at fair value not held for trading													
<i>Corporate and municipal bonds</i>	0.9	0.9	0.0	0.0	Relative value to market comparable	Bond price equivalent	13	102	93	16	143	98	points
					Discounted expected cash flows	Discount margin	447	447		434	434		basis points
<i>Traded loans, loans measured at fair value, loan commitments and guarantees</i>	2.8	2.8	0.0	0.0	Relative value to market comparable	Loan price equivalent	0	100	99	0	101	99	points
					Discounted expected cash flows	Credit spread	200	800	294	175	800	436	basis points
					Market comparable and securitization model	Credit spread	70	1,490	236	28	4	241	basis points
<i>Auction rate securities</i>	1.6	1.6			Discounted expected cash flows	Credit spread	115	184	149	115	197	153	basis points
<i>Investment fund units³</i>	0.1	0.1	0.0	0.0	Relative value to market comparable	Net asset value							
<i>Equity instruments³</i>	1.0	0.8	0.1	0.1	Relative value to market comparable	Price							
Debt issued designated at fair value⁴			10.8	11.9									
Other financial liabilities designated at fair value			2.9	3.2	Discounted expected cash flows	Funding spread	25	175		24	175		basis points
Derivative financial instruments													
<i>Interest rate contracts</i>	0.8	0.5	0.2	0.3	Option model	Volatility of interest rates	74	136		65	81		basis points
					Discounted expected cash flows	Credit spreads	3	541		1	583		basis points
<i>Credit derivative contracts</i>	0.3	0.2	0.4	0.3		Bond price equivalent	3	145		2	136		points
<i>Equity / index contracts</i>	0.4	0.4	1.1	1.5	Option model	Equity dividend yields	0	12		0	11		%
						Volatility of equity stocks, equity and other indices	3	97		4	98		%
						Equity-to-FX correlation	(26)	84		(29)	76		%
						Equity-to-equity correlation	(25)	100		(25)	100		%

¹ The ranges of significant unobservable inputs are represented in points, percentages and basis points. Points are a percentage of par (e.g., 100 points would be 100% of par). ² Weighted averages are provided for most non-derivative financial instruments and were calculated by weighting inputs based on the fair values of the respective instruments. Weighted averages are not provided for inputs related to Other financial liabilities designated at fair value and Derivative financial instruments, as this would not be meaningful. ³ The range of inputs is not disclosed, as there is a dispersion of values given the diverse nature of the investments. ⁴ Debt issued designated at fair value primarily consists of UBS structured notes, which include variable maturity notes with various equity and foreign exchange underlying risks, rates-linked and credit-linked notes, all of which have embedded derivative parameters that are considered to be unobservable. The equivalent derivative instrument parameters are presented in the respective derivative financial instruments lines in this table.

Note 9 Fair value measurement (continued)

e) Level 3 instruments: sensitivity to changes in unobservable input assumptions

The table below summarizes those financial assets and liabilities classified as Level 3 for which a change in one or more of the unobservable inputs to reflect reasonably possible alternative assumptions would change fair value significantly, and the estimated effect thereof. The table presents the favorable and unfavorable effects for each class of financial assets and liabilities for which the potential change in fair value is considered significant. The sensitivity of fair value measurements for debt issued designated at fair value and over-the-counter debt instruments designated at fair value is reported together with the equivalent derivative or securities financing instrument.

The sensitivity data shown below presents an estimation of valuation uncertainty based on reasonably possible alternative values for Level 3 inputs at the balance sheet date and does not represent the estimated effect of stress scenarios. Typically, these financial assets and liabilities are sensitive to a combination of inputs from Levels 1–3. Although well-defined interdependencies may exist between Level 1/2 parameters and Level 3 parameters (e.g., between interest rates, which are generally Level 1 or Level 2, and prepayments, which are generally Level 3), these have not been incorporated in the table. Furthermore, direct interrelationships between the Level 3 parameters are not a significant element of the valuation uncertainty.

Sensitivity of fair value measurements to changes in unobservable input assumptions¹

<i>USD million</i>	31.3.22		31.12.21	
	Favorable changes	Unfavorable changes	Favorable changes	Unfavorable changes
Traded loans, loans designated at fair value, loan commitments and guarantees	15	(20)	19	(13)
Securities financing transactions	47	(52)	41	(53)
Auction rate securities	79	(79)	66	(66)
Asset-backed securities	25	(18)	20	(20)
Equity instruments	170	(144)	173	(146)
Interest rate derivative contracts, net	69	(62)	29	(19)
Credit derivative contracts, net	8	(7)	5	(8)
Foreign exchange derivative contracts, net	16	(9)	19	(11)
Equity / index derivative contracts, net	410	(367)	368	(335)
Other	53	(81)	50	(73)
Total	892	(839)	790	(744)

¹ Sensitivity of issued and over-the-counter debt instruments is reported with the equivalent derivative or securities financing instrument.

f) Level 3 instruments: movements during the period

Significant changes in Level 3 instruments

The table on the following pages presents additional information about material Level 3 assets and liabilities measured at fair value on a recurring basis. Level 3 assets and liabilities may be hedged with instruments classified as Level 1 or Level 2 in the fair value hierarchy and, as a result, realized and unrealized gains and losses included in the table may not include the effect of related hedging

activity. Furthermore, the realized and unrealized gains and losses presented in the table are not limited solely to those arising from Level 3 inputs, as valuations are generally derived from both observable and unobservable parameters.

Assets and liabilities transferred into or out of Level 3 are presented as if those assets or liabilities had been transferred at the beginning of the year.

Note 9 Fair value measurement (continued)

USD billion	Movements of Level 3 instruments										Balance as of 31 March 2021
	Balance as of 31 December 2020	Net gains / losses included in income ¹	Total gains / losses included in comprehensive income of which: related to Level 3 instruments held at the end of the reporting period	Purchases	Sales	Issuances	Settlements	Transfers into Level 3	Transfers out of Level 3	Foreign currency translation	
Financial assets at fair value held for trading	2.3	0.0	0.0	0.2	(0.6)	0.3	0.0	0.2	(0.2)	0.0	2.2
<i>of which:</i>											
Investment fund units	0.0	0.0	0.0	0.0	0.0	0.0	0.0	0.0	0.0	0.0	0.0
Corporate and municipal bonds	0.8	0.0	0.0	0.2	(0.1)	0.0	0.0	0.0	(0.1)	0.0	0.8
Loans	1.1	0.0	0.0	0.0	(0.3)	0.3	0.0	0.0	(0.2)	0.0	1.1
Other	0.4	0.0	0.0	0.0	(0.2)	0.0	0.0	0.2	0.0	0.0	0.3
Derivative financial instruments – assets	1.8	(0.1)	(0.1)	0.0	0.0	0.4	(0.4)	0.0	(0.1)	0.0	1.6
<i>of which:</i>											
Interest rate contracts	0.5	(0.1)	0.0	0.0	0.0	0.1	(0.1)	0.0	0.0	0.0	0.4
Equity / index contracts	0.9	(0.1)	0.0	0.0	0.0	0.3	(0.2)	0.0	0.0	0.0	0.8
Credit derivative contracts	0.3	0.0	0.0	0.0	0.0	0.1	(0.1)	0.0	0.0	0.0	0.4
Other	0.0	0.0	0.0	0.0	0.0	0.0	0.0	0.0	0.0	0.0	0.0
Financial assets at fair value not held for trading	3.9	0.0	0.0	0.5	(0.3)	0.0	0.0	0.0	0.0	0.0	4.2
<i>of which:</i>											
Loans	0.9	(0.1)	0.0	0.4	(0.1)	0.0	0.0	0.0	0.0	0.0	1.1
Auction rate securities	1.5	0.1	0.1	0.0	0.0	0.0	0.0	0.0	0.0	0.0	1.6
Equity instruments	0.5	0.0	0.0	0.1	(0.1)	0.0	0.0	0.0	0.0	0.0	0.5
Other	1.0	0.0	0.0	0.0	0.0	0.0	0.0	0.0	0.0	0.0	1.0
Derivative financial instruments – liabilities	3.5	0.1	0.0	0.0	0.0	0.6	(0.8)	0.0	(0.2)	0.0	3.1
<i>of which:</i>											
Interest rate contracts	0.5	0.0	0.0	0.0	0.0	0.3	(0.1)	0.0	(0.1)	0.0	0.5
Equity / index contracts	2.3	0.2	0.1	0.0	0.0	0.3	(0.6)	0.0	(0.1)	0.0	2.1
Credit derivative contracts	0.5	(0.1)	(0.1)	0.0	0.0	0.1	(0.1)	0.0	0.0	0.0	0.4
Other	0.1	0.0	0.0	0.0	0.0	0.0	0.0	0.0	0.0	0.0	0.1
Debt issued designated at fair value	9.6	0.2	0.1	0.0	0.0	3.2	(1.8)	0.1	(0.3)	(0.2)	10.7
Other financial liabilities designated at fair value	2.1	(0.1)	(0.1)	0.0	0.0	0.7	(0.2)	0.0	0.0	0.0	2.4

¹ Net gains / losses included in comprehensive income are composed of Net interest income, Other net income from financial instruments measured at fair value through profit or loss and Other income. ² Total Level 3 assets as of 31 March 2022 were USD 8.4 billion (31 December 2021: USD 7.6 billion). Total Level 3 liabilities as of 31 March 2022 were USD 15.6 billion (31 December 2021: USD 17.4 billion).

Note 9 Fair value measurement (continued)

Balance as of 31 December 2021 ²	Net gains / losses included in income ¹	Total gains / losses included in comprehensive income	Purchases	Sales	Issuances	Settlements	Transfers into Level 3	Transfers out of Level 3	Foreign currency translation	Balance as of 31 March 2022 ²
		<i>of which: related to Level 3 instruments held at the end of the reporting period</i>								
2.3	0.0	0.0	0.2	(0.8)	1.0	0.0	0.2	(0.3)	0.0	2.6
0.0	0.0	0.0	0.0	0.0	0.0	0.0	0.0	0.0	0.0	0.0
0.6	0.0	0.0	0.1	(0.1)	0.0	0.0	0.0	0.0	0.0	0.6
1.4	0.0	0.0	0.0	(0.7)	1.0	0.0	0.0	(0.2)	0.0	1.6
0.3	0.0	0.0	0.1	0.0	0.0	0.0	0.2	(0.1)	0.0	0.4
1.1	0.5	0.5	0.0	0.0	0.4	(0.3)	0.0	0.0	0.0	1.7
0.5	0.4	0.4	0.0	0.0	0.0	(0.1)	0.0	0.0	0.0	0.8
0.4	0.1	0.0	0.0	0.0	0.2	(0.1)	0.0	0.0	0.0	0.4
0.2	0.1	0.1	0.0	0.0	0.1	(0.1)	0.0	0.0	0.0	0.3
0.0	0.1	0.0	0.0	0.0	0.1	0.0	0.0	0.0	0.0	0.1
4.2	0.0	0.0	0.3	(0.5)	0.0	0.0	0.0	0.0	0.0	4.0
0.9	0.0	0.0	0.2	(0.2)	0.0	0.0	0.0	0.0	0.0	0.9
1.6	0.1	0.1	0.0	0.0	0.0	0.0	0.0	0.0	0.0	1.6
0.7	0.0	0.0	0.0	0.0	0.0	0.0	0.0	0.0	0.0	0.7
1.0	0.0	0.0	0.1	(0.2)	0.0	0.0	0.0	0.0	0.0	0.8
2.2	(0.3)	(0.4)	0.0	0.0	0.8	(0.8)	0.0	0.0	0.0	1.9
0.3	(0.2)	(0.2)	0.0	0.0	0.1	0.0	0.0	0.0	0.0	0.2
1.5	(0.1)	(0.1)	0.0	0.0	0.4	(0.6)	0.0	0.0	0.0	1.1
0.3	(0.1)	(0.1)	0.0	0.0	0.2	(0.1)	0.0	0.0	0.0	0.4
0.1	0.0	0.0	0.0	0.0	0.1	(0.1)	0.0	0.0	0.0	0.1
11.9	(0.6)	(0.6)	0.0	0.0	2.5	(2.4)	0.1	(0.5)	(0.1)	10.8
3.2	(0.4)	(0.4)	0.0	0.0	0.4	(0.2)	0.0	(0.1)	0.0	2.9

Note 9 Fair value measurement (continued)**g) Financial instruments not measured at fair value**

The table below reflects the estimated fair values of financial instruments not measured at fair value.

Financial instruments not measured at fair value

<i>USD billion</i>	31.3.22		31.12.21	
	Carrying amount	Fair value	Carrying amount	Fair value
Assets				
Cash and balances at central banks	206.8	206.8	192.8	192.8
Loans and advances to banks	17.8	17.8	15.4	15.3
Receivables from securities financing transactions	69.5	69.5	75.0	75.0
Cash collateral receivables on derivative instruments	39.3	39.3	30.5	30.5
Loans and advances to customers	394.0	387.9	398.7	397.9
Other financial assets measured at amortized cost	28.8	28.3	26.2	26.5
Liabilities				
Amounts due to banks	16.6	16.6	13.1	13.1
Payables from securities financing transactions	7.1	7.1	5.5	5.5
Cash collateral payables on derivative instruments	39.6	39.6	31.8	31.8
Customer deposits	543.0	542.9	544.8	544.8
Funding from UBS Group AG	57.5	58.4	57.3	58.8
Debt issued measured at amortized cost	75.0	75.2	82.4	82.8
Other financial liabilities measured at amortized cost ¹	6.9	6.9	6.3	6.3

¹ Excludes lease liabilities.

The fair values included in the table above have been calculated for disclosure purposes only. The valuation techniques and assumptions relate only to UBS AG's financial instruments not otherwise measured at fair value. Other institutions may use

different methods and assumptions for their fair value estimation, and therefore such fair value disclosures cannot necessarily be compared from one financial institution to another.

Note 10 Derivative instruments

a) Derivative instruments

<i>As of 31.3.22, USD billion</i>	Derivative financial assets	Notional values related to derivative financial assets ¹	Derivative financial liabilities	Notional values related to derivative financial liabilities ¹	Other notional values ²
Derivative financial instruments					
Interest rate contracts	37.1	1,080	33.7	1,058	9,569
Credit derivative contracts	1.7	50	1.8	48	0
Foreign exchange contracts	67.6	3,315	66.1	3,183	20
Equity / index contracts	29.9	477	33.3	566	80
Commodity contracts	2.9	82	2.6	65	17
Loan commitments measured at FVTPL	0.0	1	0.0	5	
Unsettled purchases of non-derivative financial instruments ³	0.3	26	0.5	31	
Unsettled sales of non-derivative financial instruments ³	0.7	45	0.4	18	
Total derivative financial instruments, based on IFRS netting⁴	140.3	5,075	138.4	4,973	9,686
Further netting potential not recognized on the balance sheet ⁵	(126.6)		(121.4)		
<i>of which: netting of recognized financial liabilities / assets</i>	<i>(101.7)</i>		<i>(101.7)</i>		
<i>of which: netting with collateral received / pledged</i>	<i>(25.0)</i>		<i>(19.7)</i>		
Total derivative financial instruments, after consideration of further netting potential	13.7		17.0		

As of 31.12.21, USD billion

<i>As of 31.12.21, USD billion</i>	Derivative financial assets	Notional values related to derivative financial assets ¹	Derivative financial liabilities	Notional values related to derivative financial liabilities ¹	Other notional values ²
Derivative financial instruments					
Interest rate contracts	33.2	991	28.7	943	8,675
Credit derivative contracts	1.4	45	1.8	46	0
Foreign exchange contracts	53.3	3,031	54.1	2,939	1
Equity / index contracts	28.2	457	34.9	604	80
Commodity contracts	1.6	58	1.6	56	15
Loan commitments measured at FVTPL	0.0	1	0.0	8	
Unsettled purchases of non-derivative financial instruments ³	0.1	13	0.2	11	
Unsettled sales of non-derivative financial instruments ³	0.2	18	0.1	9	
Total derivative financial instruments, based on IFRS netting⁴	118.1	4,614	121.3	4,617	8,771
Further netting potential not recognized on the balance sheet ⁵	(107.4)		(107.0)		
<i>of which: netting of recognized financial liabilities / assets</i>	<i>(88.9)</i>		<i>(88.9)</i>		
<i>of which: netting with collateral received / pledged</i>	<i>(18.5)</i>		<i>(18.1)</i>		
Total derivative financial instruments, after consideration of further netting potential	10.7		14.3		

¹ In cases where derivative financial instruments are presented on a net basis on the balance sheet, the respective notional values of the netted derivative financial instruments are still presented on a gross basis. Notional amounts of client-cleared ETD and OTC transactions through central clearing counterparties are not disclosed, as they have a significantly different risk profile. ² Other notional values relate to derivatives that are cleared through either a central counterparty or an exchange. The fair value of these derivatives is presented on the balance sheet net of the corresponding cash margin under Cash collateral receivables on derivative instruments and Cash collateral payables on derivative instruments and was not material for all periods presented. ³ Changes in the fair value of purchased and sold non-derivative financial instruments between trade date and settlement date are recognized as derivative financial instruments. ⁴ Financial assets and liabilities are presented net on the balance sheet if UBS AG has the unconditional and legally enforceable right to offset the recognized amounts, both in the normal course of business and in the event of default, bankruptcy or insolvency of UBS AG or its counterparties, and intends either to settle on a net basis or to realize the asset and settle the liability simultaneously. ⁵ Reflects the netting potential in accordance with enforceable master netting and similar arrangements where not all criteria for a net presentation on the balance sheet have been met. Refer to "Note 22 Offsetting financial assets and financial liabilities" in the "Consolidated financial statements" section of the Annual Report 2021 for more information.

Note 10 Derivative instruments (continued)**b) Cash collateral on derivative instruments**

<i>USD billion</i>	Receivables 31.3.22	Payables 31.3.22	Receivables 31.12.21	Payables 31.12.21
Cash collateral on derivative instruments, based on IFRS netting ¹	39.3	39.6	30.5	31.8
Further netting potential not recognized on the balance sheet ²	(19.0)	(21.4)	(18.4)	(16.4)
<i>of which: netting of recognized financial liabilities / assets</i>	(15.8)	(18.2)	(15.2)	(13.1)
<i>of which: netting with collateral received / pledged</i>	(3.2)	(3.2)	(3.3)	(3.3)
Cash collateral on derivative instruments, after consideration of further netting potential	20.3	18.2	12.1	15.4

¹ Financial assets and liabilities are presented net on the balance sheet if UBS AG has the unconditional and legally enforceable right to offset the recognized amounts, both in the normal course of business and in the event of default, bankruptcy or insolvency of UBS AG or its counterparties, and intends either to settle on a net basis or to realize the asset and settle the liability simultaneously. ² Reflects the netting potential in accordance with enforceable master netting and similar arrangements where not all criteria for a net presentation on the balance sheet have been met. Refer to "Note 22 Offsetting financial assets and financial liabilities" in the "Consolidated financial statements" section of the Annual Report 2021 for more information.

Note 11 Other assets and liabilities**a) Other financial assets measured at amortized cost**

<i>USD million</i>	31.3.22	31.12.21
Debt securities	21,192	18,858
<i>of which: government bills / bonds</i>	10,085	9,833
Loans to financial advisors	2,388	2,453
Fee- and commission-related receivables	1,937	1,966
Finance lease receivables	1,325	1,356
Settlement and clearing accounts	492	455
Accrued interest income	549	521
Other	885	627
Total other financial assets measured at amortized cost	28,766	26,236

b) Other non-financial assets

<i>USD million</i>	31.3.22	31.12.21
Precious metals and other physical commodities	4,626	5,258
Deposits and collateral provided in connection with litigation, regulatory and similar matters ¹	2,280	1,526
Prepaid expenses	773	717
VAT and other tax receivables	419	591
Properties and other non-current assets held for sale	313	32
Assets of disposal groups held for sale	1,018	1,093
Other	728	618
Total other non-financial assets	10,158	9,836

¹ Refer to Note 15 for more information.

c) Other financial liabilities measured at amortized cost

<i>USD million</i>	31.3.22	31.12.21
Other accrued expenses	1,561	1,642
Accrued interest expenses	847	1,134
Settlement and clearing accounts	1,663	1,282
Lease liabilities	3,310	3,438
Other	2,786	2,269
Total other financial liabilities measured at amortized cost	10,167	9,765

Note 11 Other assets and liabilities (continued)

d) Other financial liabilities designated at fair value

<i>USD million</i>	31.3.22	31.12.21
Financial liabilities related to unit-linked investment contracts	18,661	21,466
Securities financing transactions	9,388	6,377
Over-the-counter debt instruments	2,269	2,128
Funding from UBS Group AG	2,049	2,340
Other	8	103
Total other financial liabilities designated at fair value	32,374	32,414
<i>of which: life-to-date own credit (gain) / loss</i>	<i>(27)</i>	<i>172</i>

e) Other non-financial liabilities

<i>USD million</i>	31.3.22	31.12.21
Compensation-related liabilities	2,925	4,795
<i>of which: financial advisor compensation plans</i>	<i>1,193</i>	<i>1,512</i>
<i>of which: other compensation plans</i>	<i>756</i>	<i>2,140</i>
<i>of which: net defined benefit liability</i>	<i>558</i>	<i>617</i>
<i>of which: other compensation-related liabilities¹</i>	<i>418</i>	<i>526</i>
Deferred tax liabilities	165	297
Current tax liabilities	926	1,365
VAT and other tax payables	541	524
Deferred income	246	225
Liabilities of disposal groups held for sale	1,289	1,298
Other	61	68
Total other non-financial liabilities	6,152	8,572

¹ Includes liabilities for payroll taxes and untaken vacation.

Note 12 Debt issued designated at fair value

<i>USD million</i>	31.3.22	31.12.21
Issued debt instruments		
Equity-linked ¹	44,252	47,059
Rates-linked	14,933	16,369
Credit-linked	1,951	1,723
Fixed-rate	3,727	2,868
Commodity-linked	3,995	2,911
Other	563	529
Total debt issued designated at fair value	69,421	71,460
<i>of which: life-to-date own credit (gain) / loss</i>	<i>(87)</i>	<i>144</i>

¹ Includes investment fund unit-linked instruments issued.

Note 13 Debt issued measured at amortized cost

<i>USD million</i>	31.3.22	31.12.21
Certificates of deposit and commercial paper	33,727	40,640
Other short-term debt	3,812	2,458
Short-term debt¹	37,539	43,098
Senior unsecured debt	21,632	23,328
Covered bonds	1,351	1,389
Subordinated debt	5,056	5,163
<i>of which: low-trigger loss-absorbing tier 2 capital instruments</i>	<i>2,507</i>	<i>2,596</i>
<i>of which: non-Basel III-compliant tier 2 capital instruments</i>	<i>543</i>	<i>547</i>
Debt issued through the Swiss central mortgage institutions	9,435	9,454
Long-term debt²	37,474	39,334
Total debt issued measured at amortized cost³	75,013	82,432

¹ Debt with an original contractual maturity of less than one year. ² Debt with an original contractual maturity greater than or equal to one year. The classification of debt issued into short-term and long-term does not consider any early redemption features. ³ Net of bifurcated embedded derivatives, the fair value of which was not material for the periods presented.

Note 14 Interest rate benchmark reform

During the first quarter of 2022, UBS AG continued to manage the transition to alternative reference rates (ARRs) under the oversight of the dedicated Group-wide forum, with an increased US regional focus. The transition of non-USD interbank offered rates (IBORs) is largely complete, with efforts now focused on managing the transition of remaining USD LIBOR exposures.

On 15 March 2022, the US enacted federal legislation, the "Adjustable Interest Rate (LIBOR) Act," which is substantially based on, and supersedes, the New York State London Interbank Offered Rate (LIBOR) legislation. The Adjustable Interest Rate (LIBOR) Act provides a legislative solution for legacy products governed by any US state law should such products fail to transition prior to the USD LIBOR cessation date of 30 June 2023.

Non-derivative instruments

During the first quarter of 2022, most of the USD 21 billion mortgages linked to CHF LIBOR that were outstanding as of 31 December 2021 were automatically transitioned to Swiss Average Rate Overnight (SARON), with only an insignificant amount remaining, which will transition later in 2022, on their next roll date.

Substantially all of the US securities-based lending outstanding as of 31 December 2021 was transitioned to Secured Overnight Financing Rate (SOFR) during the first quarter of 2022, with transition of the remaining USD 2 billion currently in progress.

In January 2022, UBS AG completed the transition of USD LIBOR-linked non-derivative balances related to brokerage accounts to SOFR. No other material transitions of USD LIBOR-linked contracts occurred in the first quarter of 2022. UBS AG plans to transition USD 10 billion of US mortgages linked to USD LIBOR to SOFR in 2022 and 2023.

Derivative instruments

UBS AG successfully transitioned the remaining non-USD IBOR derivatives not transacted through clearing houses or exchanges, which ensured an orderly transition when converting high volumes of transactions at the time of rate cessation. No material USD LIBOR-linked derivatives transitioned in the first quarter of 2022.

Note 15 Provisions and contingent liabilities

a) Provisions

The table below presents an overview of total provisions.

<i>USD million</i>	31.3.22	31.12.21
Provisions other than provisions for expected credit losses	3,192	3,256
Provisions for expected credit losses ¹	221	196
Total provisions	3,413	3,452

¹ Refer to Note 8c for more information.

The following table presents additional information for provisions other than provisions for expected credit losses.

<i>USD million</i>	Litigation, regulatory and similar matters ¹	Restructuring	Other ³	Total
Balance as of 31 December 2021	2,798	137	321	3,256
Increase in provisions recognized in the income statement	58	44	5	107
Release of provisions recognized in the income statement	(1)	(4)	(5)	(10)
Provisions used in conformity with designated purpose	(54)	(50)	(7)	(112)
Foreign currency translation / unwind of discount	(42)	(1)	(4)	(48)
Balance as of 31 March 2022	2,758	125²	310	3,192

¹ Consists of provisions for losses resulting from legal, liability and compliance risks. ² Primarily consists of personnel-related restructuring provisions of USD 80 million as of 31 March 2022 (31 December 2021: USD 90 million) and provisions for onerous contracts of USD 45 million as of 31 March 2022 (31 December 2021: USD 47 million). ³ Mainly includes provisions related to real estate, employee benefits and operational risks.

Restructuring provisions primarily relate to personnel-related provisions and onerous contracts. Personnel-related restructuring provisions are used within a short period of time but potential changes in amount may be triggered when natural staff attrition reduces the number of people affected by a restructuring event and therefore the estimated costs. Onerous contracts for property are recognized when UBS AG is committed to pay for non-lease

components, such as utilities, service charges, taxes and maintenance, when a property is vacated or not fully recovered from sub-tenants.

Information about provisions and contingent liabilities in respect of litigation, regulatory and similar matters, as a class, is included in Note 15b. There are no material contingent liabilities associated with the other classes of provisions.

b) Litigation, regulatory and similar matters

UBS operates in a legal and regulatory environment that exposes it to significant litigation and similar risks arising from disputes and regulatory proceedings. As a result, UBS (which for purposes of this Note may refer to UBS AG and/or one or more of its subsidiaries, as applicable) is involved in various disputes and legal proceedings, including litigation, arbitration, and regulatory and criminal investigations.

Such matters are subject to many uncertainties, and the outcome and the timing of resolution are often difficult to predict, particularly in the earlier stages of a case. There are also situations where UBS may enter into a settlement agreement. This may occur in order to avoid the expense, management distraction or reputational implications of continuing to contest liability, even for those matters for which UBS believes it should be exonerated. The uncertainties inherent in all such matters affect the amount and timing of any potential outflows for both matters with respect to which provisions have been established and other contingent liabilities. UBS makes provisions for such matters brought against it when, in the opinion of management after seeking legal advice, it is more likely than not that UBS has a present legal or

constructive obligation as a result of past events, it is probable that an outflow of resources will be required, and the amount can be reliably estimated. Where these factors are otherwise satisfied, a provision may be established for claims that have not yet been asserted against UBS, but are nevertheless expected to be, based on UBS's experience with similar asserted claims. If any of those conditions is not met, such matters result in contingent liabilities. If the amount of an obligation cannot be reliably estimated, a liability exists that is not recognized even if an outflow of resources is probable. Accordingly, no provision is established even if the potential outflow of resources with respect to such matters could be significant. Developments relating to a matter that occur after the relevant reporting period, but prior to the issuance of financial statements, which affect management's assessment of the provision for such matter (because, for example, the developments provide evidence of conditions that existed at the end of the reporting period), are adjusting events after the reporting period under IAS 10 and must be recognized in the financial statements for the reporting period.

Note 15 Provisions and contingent liabilities (continued)

Specific litigation, regulatory and other matters are described below, including all such matters that management considers to be material and others that management believes to be of significance due to potential financial, reputational and other effects. The amount of damages claimed, the size of a transaction or other information is provided where available and appropriate in order to assist users in considering the magnitude of potential exposures.

In the case of certain matters below, we state that we have established a provision, and for the other matters, we make no such statement. When we make this statement and we expect disclosure of the amount of a provision to prejudice seriously our position with other parties in the matter because it would reveal what UBS believes to be the probable and reliably estimable outflow, we do not disclose that amount. In some cases we are subject to confidentiality obligations that preclude such disclosure. With respect to the matters for which we do not state whether we have established a provision, either: (a) we have not established a provision, in which case the matter is treated as a contingent liability under the applicable accounting standard; or (b) we have established a provision but expect disclosure of that fact to prejudice seriously our position with other parties in the matter because it would reveal the fact that UBS believes an outflow of resources to be probable and reliably estimable.

With respect to certain litigation, regulatory and similar matters for which we have established provisions, we are able to estimate the expected timing of outflows. However, the aggregate amount of the expected outflows for those matters for which we are able to estimate expected timing is immaterial relative to our current and expected levels of liquidity over the relevant time periods.

The aggregate amount provisioned for litigation, regulatory and similar matters as a class is disclosed in the "Provisions" table in Note 15a above. It is not practicable to provide an aggregate estimate of liability for our litigation, regulatory and similar matters as a class of contingent liabilities. Doing so would require UBS to provide speculative legal assessments as to claims and proceedings that involve unique fact patterns or novel legal theories, that have not yet been initiated or are at early stages of adjudication, or as to which alleged damages have not been quantified by the claimants. Although UBS therefore cannot provide a numerical estimate of the future losses that could arise from litigation, regulatory and similar matters, UBS believes that the aggregate amount of possible future losses from this class that are more than remote substantially exceeds the level of current provisions.

Litigation, regulatory and similar matters may also result in non-monetary penalties and consequences. A guilty plea to, or conviction of, a crime could have material consequences for UBS. Resolution of regulatory proceedings may require UBS to obtain waivers of regulatory disqualifications to maintain certain operations, may entitle regulatory authorities to limit, suspend or terminate licenses and regulatory authorizations, and may permit financial market utilities to limit, suspend or terminate UBS's participation in such utilities. Failure to obtain such waivers, or any limitation, suspension or termination of licenses, authorizations or participations, could have material consequences for UBS.

The risk of loss associated with litigation, regulatory and similar matters is a component of operational risk for purposes of determining capital requirements. Information concerning our capital requirements and the calculation of operational risk for this purpose is included in the "Capital management" section of the UBS Group first quarter 2022 report.

Provisions for litigation, regulatory and similar matters by business division and in Group Functions¹

<i>USD million</i>	Global Wealth Manage- ment	Personal & Corporate Banking	Asset Manage- ment	Investment Bank	Group Functions	Total
Balance as of 31 December 2021	1,338	181	8	310	962	2,798
Increase in provisions recognized in the income statement	54	0	0	4	0	58
Release of provisions recognized in the income statement	(1)	0	0	0	0	(1)
Provisions used in conformity with designated purpose	(49)	0	0	(5)	0	(54)
Reclassifications	0	0	0	4	(4)	0
Foreign currency translation / unwind of discount	(33)	(5)	0	(5)	0	(42)
Balance as of 31 March 2022	1,309	176	8	307	958	2,758

¹ Provisions, if any, for the matters described in items 3 and 4 of this Note are recorded in Global Wealth Management, and provisions, if any, for the matters described in item 2 are recorded in Group Functions. Provisions, if any, for the matters described in items 1 and 6 of this Note are allocated between Global Wealth Management and Personal & Corporate Banking, and provisions, if any, for the matters described in item 5 are allocated between the Investment Bank and Group Functions.

Note 15 Provisions and contingent liabilities (continued)

1. Inquiries regarding cross-border wealth management businesses

Tax and regulatory authorities in a number of countries have made inquiries, served requests for information or examined employees located in their respective jurisdictions relating to the cross-border wealth management services provided by UBS and other financial institutions. It is possible that the implementation of automatic tax information exchange and other measures relating to cross-border provision of financial services could give rise to further inquiries in the future. UBS has received disclosure orders from the Swiss Federal Tax Administration (FTA) to transfer information based on requests for international administrative assistance in tax matters. The requests concern a number of UBS account numbers pertaining to current and former clients and are based on data from 2006 and 2008. UBS has taken steps to inform affected clients about the administrative assistance proceedings and their procedural rights, including the right to appeal. The requests are based on data received from the German authorities, who seized certain data related to UBS clients booked in Switzerland during their investigations and have apparently shared this data with other European countries. UBS expects additional countries to file similar requests.

Since 2013, UBS (France) S.A., UBS AG and certain former employees have been under investigation in France in relation to UBS's cross-border business with French clients. In connection with this investigation, the investigating judges ordered UBS AG to provide bail ("*caution*") of EUR 1.1 billion.

On 20 February 2019, the court of first instance returned a verdict finding UBS AG guilty of unlawful solicitation of clients on French territory and aggravated laundering of the proceeds of tax fraud, and UBS (France) S.A. guilty of aiding and abetting unlawful solicitation and of laundering the proceeds of tax fraud. The court imposed fines aggregating EUR 3.7 billion on UBS AG and UBS (France) S.A. and awarded EUR 800 million of civil damages to the French state. A trial in the French Court of Appeal took place in March 2021. On 13 December 2021, the Court of Appeal found UBS AG guilty of unlawful solicitation and aggravated laundering of the proceeds of tax fraud. The court ordered a fine of EUR 3.75 million, the confiscation of EUR 1 billion, and awarded civil damages to the French state of EUR 800 million. The court also found UBS (France) SA guilty of the aiding and abetting of unlawful solicitation and ordered it to pay a fine of EUR 1.875 million. UBS AG has filed an appeal with the French Supreme Court to preserve its rights. The notice of appeal enables UBS AG to thoroughly assess the verdict of the Court of Appeal and to determine next steps in the best interest of its stakeholders. The fine and confiscation imposed by the Court of Appeal are suspended during the appeal. The civil damages award has been paid to the French state (EUR 99 million of which was deducted from the bail), subject to the result of UBS's appeal.

Our balance sheet at 31 March 2022 reflected provisions with respect to this matter in an amount of EUR 1.1 billion (USD 1.2 billion at 31 March 2022). The wide range of possible outcomes in this case contributes to a high degree of estimation uncertainty and the provision reflects our best estimate of possible financial implications, although actual penalties and civil damages could exceed (or may be less than) the provision amount.

Our balance sheet at 31 March 2022 reflected provisions with respect to matters described in this item 1 in an amount that UBS believes to be appropriate under the applicable accounting standard. As in the case of other matters for which we have established provisions, the future outflow of resources in respect of such matters cannot be determined with certainty based on currently available information and accordingly may ultimately prove to be substantially greater (or may be less) than the provision that we have recognized.

2. Claims related to sales of residential mortgage-backed securities and mortgages

From 2002 through 2007, prior to the crisis in the US residential loan market, UBS was a substantial issuer and underwriter of US residential mortgage-backed securities (RMBS) and was a purchaser and seller of US residential mortgages.

In November 2018, the DOJ filed a civil complaint in the District Court for the Eastern District of New York. The complaint seeks unspecified civil monetary penalties under the Financial Institutions Reform, Recovery and Enforcement Act of 1989 related to UBS's issuance, underwriting and sale of 40 RMBS transactions in 2006 and 2007. UBS moved to dismiss the civil complaint on 6 February 2019. On 10 December 2019, the district court denied UBS's motion to dismiss.

Our balance sheet at 31 March 2022 reflected a provision with respect to matters described in this item 2 in an amount that UBS believes to be appropriate under the applicable accounting standard. As in the case of other matters for which we have established provisions, the future outflow of resources in respect of this matter cannot be determined with certainty based on currently available information and accordingly may ultimately prove to be substantially greater (or may be less) than the provision that we have recognized.

Note 15 Provisions and contingent liabilities (continued)**3. Madoff**

In relation to the Bernard L. Madoff Investment Securities LLC (BMIS) investment fraud, UBS AG, UBS (Luxembourg) S.A. (now UBS Europe SE, Luxembourg branch) and certain other UBS subsidiaries have been subject to inquiries by a number of regulators, including the Swiss Financial Market Supervisory Authority (FINMA) and the Luxembourg Commission de Surveillance du Secteur Financier. Those inquiries concerned two third-party funds established under Luxembourg law, substantially all assets of which were with BMIS, as well as certain funds established in offshore jurisdictions with either direct or indirect exposure to BMIS. These funds faced severe losses, and the Luxembourg funds are in liquidation. The documentation establishing both funds identifies UBS entities in various roles, including custodian, administrator, manager, distributor and promoter, and indicates that UBS employees serve as board members.

In 2009 and 2010, the liquidators of the two Luxembourg funds filed claims against UBS entities, non-UBS entities and certain individuals, including current and former UBS employees, seeking amounts totaling approximately EUR 2.1 billion, which includes amounts that the funds may be held liable to pay the trustee for the liquidation of BMIS (BMIS Trustee).

A large number of alleged beneficiaries have filed claims against UBS entities (and non-UBS entities) for purported losses relating to the Madoff fraud. The majority of these cases have been filed in Luxembourg, where decisions that the claims in eight test cases were inadmissible have been affirmed by the Luxembourg Court of Appeal, and the Luxembourg Supreme Court has dismissed a further appeal in one of the test cases.

In the US, the BMIS Trustee filed claims against UBS entities, among others, in relation to the two Luxembourg funds and one of the offshore funds. The total amount claimed against all defendants in these actions was not less than USD 2 billion. In 2014, the US Supreme Court rejected the BMIS Trustee's motion for leave to appeal decisions dismissing all claims except those for the recovery of approximately USD 125 million of payments alleged to be fraudulent conveyances and preference payments. In 2016, the bankruptcy court dismissed these claims against the UBS entities. In February 2019, the Court of Appeals reversed the dismissal of the BMIS Trustee's remaining claims, and the US Supreme Court subsequently denied a petition seeking review of the Court of Appeals' decision. The case has been remanded to the Bankruptcy Court for further proceedings.

4. Puerto Rico

Declines since 2013 in the market prices of Puerto Rico municipal bonds and of closed-end funds (funds) that are sole-managed and co-managed by UBS Trust Company of Puerto Rico and distributed by UBS Financial Services Incorporated of Puerto Rico (UBS PR) led to multiple regulatory inquiries, which in 2014 and 2015, led to settlements with the Office of the Commissioner of Financial Institutions for the Commonwealth of Puerto Rico, the US Securities and Exchange Commission (SEC) and the Financial Industry Regulatory Authority.

Since then, UBS clients in Puerto Rico who own the funds or Puerto Rico municipal bonds and/or who used their UBS account assets as collateral for UBS non-purpose loans filed customer complaints and arbitration demands seeking aggregate damages of USD 3.4 billion, of which USD 3.1 billion have been resolved through settlements, arbitration or withdrawal of claims. Allegations include fraud, misrepresentation and unsuitability of the funds and of the loans.

A shareholder derivative action was filed in 2014 against various UBS entities and current and certain former directors of the funds, alleging hundreds of millions of US dollars in losses in the funds. In 2021, the parties reached an agreement to settle this matter for USD 15 million, subject to court approval.

In 2011, a purported derivative action was filed on behalf of the Employee Retirement System of the Commonwealth of Puerto Rico (System) against over 40 defendants, including UBS PR, which was named in connection with its underwriting and consulting services. Plaintiffs alleged that defendants violated their purported fiduciary duties and contractual obligations in connection with the issuance and underwriting of USD 3 billion of bonds by the System in 2008 and sought damages of over USD 800 million. In 2016, the court granted the System's request to join the action as a plaintiff. In 2017, the court denied defendants' motion to dismiss the complaint. In 2020, the court denied plaintiffs' motion for summary judgment.

Beginning in 2015, certain agencies and public corporations of the Commonwealth of Puerto Rico (Commonwealth) defaulted on certain interest payments on Puerto Rico bonds. In 2016, US federal legislation created an oversight board with power to oversee Puerto Rico's finances and to restructure its debt. The oversight board has imposed a stay on the exercise of certain creditors' rights. In 2017, the oversight board placed certain of the bonds into a bankruptcy-like proceeding under the supervision of a Federal District Judge.

In May 2019, the oversight board filed complaints in Puerto Rico federal district court bringing claims against financial, legal and accounting firms that had participated in Puerto Rico municipal bond offerings, including UBS, seeking a return of underwriting and swap fees paid in connection with those offerings. UBS estimates that it received approximately USD 125 million in fees in the relevant offerings.

In August 2019, and February and November 2020, four US insurance companies that insured issues of Puerto Rico municipal bonds sued UBS and several other underwriters of Puerto Rico municipal bonds in three separate cases. The actions collectively seek recovery of an aggregate of USD 955 million in damages from the defendants. The plaintiffs in these cases claim that defendants failed to reasonably investigate financial statements in the offering materials for the insured Puerto Rico bonds issued between 2002 and 2007, which plaintiffs argue they relied upon in agreeing to insure the bonds notwithstanding that they had no contractual relationship with the underwriters. Defendants' motions to dismiss were granted in two of the cases; those decisions are being appealed by the plaintiffs. In the third case, defendants' motion to dismiss was denied, but on appeal that ruling was reversed and the motion to dismiss was granted.

Note 15 Provisions and contingent liabilities (continued)

Our balance sheet at 31 March 2022 reflected provisions with respect to matters described in this item 4 in amounts that UBS believes to be appropriate under the applicable accounting standard. As in the case of other matters for which we have established provisions, the future outflow of resources in respect of such matters cannot be determined with certainty based on currently available information and accordingly may ultimately prove to be substantially greater (or may be less) than the provisions that we have recognized.

5. Foreign exchange, LIBOR and benchmark rates, and other trading practices

Foreign exchange-related regulatory matters: Beginning in 2013, numerous authorities commenced investigations concerning possible manipulation of foreign exchange markets and precious metals prices. As a result of these investigations, UBS entered into resolutions with Swiss, US and United Kingdom regulators and the European Commission. UBS was granted conditional immunity by the Antitrust Division of the DOJ and by authorities in other jurisdictions in connection with potential competition law violations relating to foreign exchange and precious metals businesses.

Foreign exchange-related civil litigation: Putative class actions have been filed since 2013 in US federal courts and in other jurisdictions against UBS and other banks on behalf of putative classes of persons who engaged in foreign currency transactions with any of the defendant banks. UBS has resolved US federal court class actions relating to foreign currency transactions with the defendant banks and persons who transacted in foreign exchange futures contracts and options on such futures under a settlement agreement that provides for UBS to pay an aggregate of USD 141 million and provide cooperation to the settlement classes. Certain class members have excluded themselves from that settlement and have filed individual actions in US and English courts against UBS and other banks, alleging violations of US and European competition laws and unjust enrichment.

In 2015, a putative class action was filed in federal court against UBS and numerous other banks on behalf of persons and businesses in the US who directly purchased foreign currency from the defendants and alleged co-conspirators for their own end use. In March 2017, the court granted UBS's (and the other banks') motions to dismiss the complaint. The plaintiffs filed an amended complaint in August 2017. In March 2018, the court denied the defendants' motions to dismiss the amended complaint. In March 2022, the court denied plaintiffs' motion for class certification.

LIBOR and other benchmark-related regulatory matters: Numerous government agencies conducted investigations regarding potential improper attempts by UBS, among others, to manipulate LIBOR and other benchmark rates at certain times. UBS reached settlements or otherwise concluded investigations relating to benchmark interest rates with the investigating authorities. UBS was granted conditional leniency or conditional immunity from authorities in certain jurisdictions, including the Antitrust Division of the DOJ and the Swiss Competition Commission (WEKO), in connection with potential antitrust or competition law violations related to certain rates. However, UBS

has not reached a final settlement with WEKO, as the Secretariat of WEKO has asserted that UBS does not qualify for full immunity.

LIBOR and other benchmark-related civil litigation: A number of putative class actions and other actions are pending in the federal courts in New York against UBS and numerous other banks on behalf of parties who transacted in certain interest rate benchmark-based derivatives. Also pending in the US and in other jurisdictions are a number of other actions asserting losses related to various products whose interest rates were linked to LIBOR and other benchmarks, including adjustable rate mortgages, preferred and debt securities, bonds pledged as collateral, loans, depository accounts, investments and other interest-bearing instruments. The complaints allege manipulation, through various means, of certain benchmark interest rates, including USD LIBOR, Euroyen TIBOR, Yen LIBOR, EURIBOR, CHF LIBOR, GBP LIBOR, SGD SIBOR and SOR and Australian BBSW, and seek unspecified compensatory and other damages under varying legal theories.

USD LIBOR class and individual actions in the US: In 2013 and 2015, the district court in the USD LIBOR actions dismissed, in whole or in part, certain plaintiffs' antitrust claims, federal racketeering claims, CEA claims, and state common law claims, and again dismissed the antitrust claims in 2016 following an appeal. In December 2021, the Second Circuit affirmed the district court's dismissal in part and reversed in part and remanded to the district court for further proceedings. The Second Circuit, among other things, held that there was personal jurisdiction over UBS and other foreign defendants based on allegations that at least one alleged co-conspirator undertook an overt act in the United States. Separately, in 2018, the Second Circuit reversed in part the district court's 2015 decision dismissing certain individual plaintiffs' claims and certain of these actions are now proceeding. In 2018, the district court denied plaintiffs' motions for class certification in the USD class actions for claims pending against UBS, and plaintiffs sought permission to appeal that ruling to the Second Circuit. In July 2018, the Second Circuit denied the petition to appeal of the class of USD lenders and in November 2018 denied the petition of the USD exchange class. In January 2019, a putative class action was filed in the District Court for the Southern District of New York against UBS and numerous other banks on behalf of US residents who, since 1 February 2014, directly transacted with a defendant bank in USD LIBOR instruments. The complaint asserts antitrust claims. The defendants moved to dismiss the complaint in August 2019. On 26 March 2020 the court granted defendants' motion to dismiss the complaint in its entirety. Plaintiffs have appealed the dismissal. On 7 March 2022, the Second Circuit dismissed the appeal because appellants, who had been substituted in to replace the original plaintiffs who had withdrawn, lacked standing to pursue the appeal. In August 2020, an individual action was filed in the Northern District of California against UBS and numerous other banks alleging that the defendants conspired to fix the interest rate used as the basis for loans to consumers by jointly setting the USD LIBOR rate and monopolized the market for LIBOR-based consumer loans and credit cards. Defendants moved to dismiss the complaint in September 2021.

Note 15 Provisions and contingent liabilities (continued)*Other benchmark class actions in the US:*

Yen LIBOR / Euroyen TIBOR – In 2014, 2015 and 2017, the court in one of the Yen LIBOR / Euroyen TIBOR lawsuits dismissed certain of the plaintiffs' claims, including the plaintiffs' federal antitrust and racketeering claims. In August 2020, the court granted defendants' motion for judgment on the pleadings and dismissed the lone remaining claim in the action as impermissibly extraterritorial. Plaintiffs have appealed. In 2017, the court dismissed the other Yen LIBOR / Euroyen TIBOR action in its entirety on standing grounds. In April 2020, the appeals court reversed the dismissal and in August 2020 plaintiffs in that action filed an amended complaint focused on Yen LIBOR. The court granted in part and denied in part defendants' motion to dismiss the amended complaint in September 2021 and plaintiffs and the remaining defendants have moved for reconsideration.

CHF LIBOR – In 2017, the court dismissed the CHF LIBOR action on standing grounds and failure to state a claim. Plaintiffs filed an amended complaint, and the court granted a renewed motion to dismiss in September 2019. Plaintiffs appealed. In September 2021, the Second Circuit granted the parties' joint motion to vacate the dismissal and remand the case for further proceedings.

EURIBOR – In 2017, the court in the EURIBOR lawsuit dismissed the case as to UBS and certain other foreign defendants for lack of personal jurisdiction. Plaintiffs have appealed.

SIBOR / SOR – In October 2018, the court in the SIBOR / SOR action dismissed all but one of plaintiffs' claims against UBS. Plaintiffs filed an amended complaint, and the court granted a renewed motion to dismiss in July 2019. Plaintiffs appealed. In March 2021, the Second Circuit reversed the dismissal. Plaintiffs filed an amended complaint in October 2021, which defendants have moved to dismiss.

BBSW – In November 2018, the court dismissed the BBSW lawsuit as to UBS and certain other foreign defendants for lack of personal jurisdiction. Plaintiffs filed an amended complaint in April 2019, which UBS and other defendants moved to dismiss. In February 2020, the court granted in part and denied in part defendants' motions to dismiss the amended complaint. In August 2020, UBS and other BBSW defendants joined a motion for judgment on the pleadings, which the court denied in May 2021.

GBP LIBOR – The court dismissed the GBP LIBOR action in August 2019. Plaintiffs have appealed.

Government bonds: Putative class actions have been filed since 2015 in US federal courts against UBS and other banks on behalf of persons who participated in markets for US Treasury securities since 2007. A consolidated complaint was filed in 2017 in the US District Court for the Southern District of New York alleging that the banks colluded with respect to, and manipulated prices of, US Treasury securities sold at auction and in the secondary market and asserting claims under the antitrust laws and for unjust enrichment.

Defendants' motions to dismiss the consolidated complaint was granted in March 2021. Plaintiffs filed an amended complaint, which defendants moved to dismiss in June 2021. In March 2022, the court granted defendants' motion to dismiss that complaint. Similar class actions have been filed concerning European government bonds and other government bonds.

In May 2021, the European Commission issued a decision finding that UBS and six other banks breached European Union antitrust rules in 2007–2011 relating to European government bonds. The European Commission fined UBS EUR 172 million. UBS is appealing the amount of the fine.

With respect to additional matters and jurisdictions not encompassed by the settlements and orders referred to above, our balance sheet at 31 March 2022 reflected a provision in an amount that UBS believes to be appropriate under the applicable accounting standard. As in the case of other matters for which we have established provisions, the future outflow of resources in respect of such matters cannot be determined with certainty based on currently available information and accordingly may ultimately prove to be substantially greater (or may be less) than the provision that we have recognized.

6. Swiss retrocessions

The Federal Supreme Court of Switzerland ruled in 2012, in a test case against UBS, that distribution fees paid to a firm for distributing third-party and intra-group investment funds and structured products must be disclosed and surrendered to clients who have entered into a discretionary mandate agreement with the firm, absent a valid waiver. FINMA issued a supervisory note to all Swiss banks in response to the Supreme Court decision. UBS has met the FINMA requirements and has notified all potentially affected clients.

The Supreme Court decision has resulted, and continues to result, in a number of client requests for UBS to disclose and potentially surrender retrocessions. Client requests are assessed on a case-by-case basis. Considerations taken into account when assessing these cases include, among other things, the existence of a discretionary mandate and whether or not the client documentation contained a valid waiver with respect to distribution fees.

Our balance sheet at 31 March 2022 reflected a provision with respect to matters described in this item 6 in an amount that UBS believes to be appropriate under the applicable accounting standard. The ultimate exposure will depend on client requests and the resolution thereof, factors that are difficult to predict and assess. Hence, as in the case of other matters for which we have established provisions, the future outflow of resources in respect of such matters cannot be determined with certainty based on currently available information and accordingly may ultimately prove to be substantially greater (or may be less) than the provision that we have recognized.

Note 16 Currency translation rates

The following table shows the rates of the main currencies used to translate the financial information of UBS AG's operations with a functional currency other than the US dollar into US dollars.

	Closing exchange rate			Average rate ¹		
	As of			For the quarter ended		
	31.3.22	31.12.21	31.3.21	31.3.22	31.12.21	31.3.21
1 CHF	1.08	1.10	1.06	1.08	1.09	1.09
1 EUR	1.11	1.14	1.17	1.12	1.14	1.20
1 GBP	1.31	1.35	1.38	1.33	1.35	1.38
100 JPY	0.82	0.87	0.90	0.85	0.88	0.93

¹ Monthly income statement items of operations with a functional currency other than the US dollar are translated into US dollars using month-end rates. Disclosed average rates for a quarter represent an average of three month-end rates, weighted according to the income and expense volumes of all operations of UBS AG with the same functional currency for each month. Weighted average rates for individual business divisions may deviate from the weighted average rates for UBS AG.

Note 17 Events after the reporting period

In March 2022, UBS signed an agreement to sell its investment in the Japanese real estate joint venture Mitsubishi Corp.-UBS Realty Inc. to KKR & Co. Inc. UBS's asset management, wealth management and investment banking businesses operating in Japan are not affected by the sale. The transaction closed on 28 April 2022 and UBS will record a gain in Asset Management and an increase in CET1 capital related to the sale of approximately USD 0.9 billion in the second quarter of 2022.

REGISTERED OFFICE OF THE ISSUER

UBS AG, London Branch

5 Broadgate
London
EC2M 2QS
United Kingdom

ISSUER'S AUDITORS

Ernst & Young Ltd

Aeschengraben 9
P.O. Box 2149 CH-4002 Basel
Switzerland

LEGAL ADVISERS

(as to Singapore law)

Allen & Gledhill LLP

One Marina Boulevard #28-00
Singapore 018989

WARRANT AGENT

The Central Depository (Pte) Limited

11 North Buona Vista Drive
#06-07 The Metropolis Tower 2
Singapore 138589