

Supplemental Listing Document

If you are in any doubt as to any aspect of this document, you should consult your stockbroker or other registered dealer in securities, bank manager, solicitor, accountant or other professional adviser.

Application has been made to the Singapore Exchange Securities Trading Limited (the “**SGX-ST**”) for permission to deal in and for quotation of the Certificates (as defined below). The SGX-ST takes no responsibility for the contents of this document, makes no representation as to its accuracy or completeness and expressly disclaims any liability whatsoever for any loss howsoever arising from or in reliance upon the whole or any part of the contents of this document. Admission to the Official List of the SGX-ST is not to be taken as an indication of the merits of UBS AG, acting through its London branch, the Certificates, or the Company (as defined below).

**12,000,000 European Style Cash Settled Long Certificates relating to
the ordinary shares of China Mobile Limited
with a Daily Leverage of 5x**

**UBS AG
(Incorporated with limited liability in Switzerland)
acting through its London Branch**

Issue Price: S\$0.55 per Certificate

This document is published for the purpose of obtaining a listing of all the above certificates (the “**Certificates**”) to be issued by UBS AG (the “**Issuer**”) acting through its London branch, and is supplemental to and should be read in conjunction with a base listing document dated 28 June 2021 (the “**Base Listing Document**”), including its supplements and addenda as executed from time to time, for the purpose of giving information with regard to the Issuer and the Certificates. Information relating to the Company (as defined below) is contained in this document.

This document does not constitute or form part of any offer, or invitation, to subscribe for or to sell, or solicitation of any offer to subscribe for or to purchase, Certificates or other securities of the Issuer, nor is it calculated to invite, nor does it permit the making of, offers by the public to subscribe for or purchase for cash or other consideration the Certificates or other securities of the Issuer. Restrictions have been imposed on offers and sales of the Certificates and on distributions of documents relating thereto in the United States, the United Kingdom, the European Economic Area, Singapore and Hong Kong (see “Placing and Sale” contained herein).

The Certificates are complex products. You should exercise caution in relation to them. Investors are warned that the price of the Certificates may fall in value as rapidly as it may rise and holders may sustain a total loss of their investment. The price of the Certificates also depends on the supply and demand for the Certificates in the market and the price at which the Certificates is trading at any time may differ from the underlying valuation of the Certificates because of market inefficiencies. It is not possible to predict the secondary market for the Certificates. Although the

Issuer and/or any of its affiliates may from time to time purchase the Certificates or sell additional Certificates on the market, the Issuer and/or any of its affiliates are not obliged to do so. Investors should also note that there are leveraged risks because the Certificates integrate a leverage mechanism and the Certificates will amplify the movements in the increase, and in the decrease, of the value of the Underlying Stock (as defined below) and if the investment results in a loss, any such loss will be increased by the leverage factor of the Certificates. As such, investors could lose more than they would if they had invested directly in the Underlying Stock.

For the purpose of section 309B(1) of the Securities and Futures Act (Chapter 289 of Singapore) (the "**SFA**"), the Issuer has determined, and hereby notifies all relevant persons (as defined in section 309A of the SFA) that the Certificates are classified as capital markets products other than prescribed capital markets products¹ and Specified Investment Products (SIPs)², and may only be sold to retail investors with enhanced safeguards, including an assessment of such investors' investment knowledge or experience.

Prospective purchasers should therefore ensure that they understand the nature of the Certificates and carefully study the risk factors set out in the Base Listing Document and pages 5 to 10 of this document before they invest in the Certificates.

Application has been made to the SGX-ST for permission to deal in and for quotation of the Certificates and the SGX-ST has agreed in principle to grant permission to deal in and for quotation of the Certificates. It is expected that dealings in the Certificates will commence on or about 21 April 2022.

As at the date hereof, the Issuer's long term credit rating by Standard & Poor's Credit Market Services Europe Limited is A+, by Moody's Deutschland GmbH is Aa3 and by Fitch Ratings Limited is AA-.

The Issuer is regulated by, among others, the Swiss Federal Banking Commission. In the United Kingdom, it is authorised by the Prudential Regulatory Authority and subject to regulation by the Financial Conduct Authority and limited regulation by the Prudential Regulatory Authority.

20 April 2022

¹ As defined in the Securities and Futures (Capital Markets Products) Regulations 2018.

² As defined in the MAS Notice SFA 04-N12: Notice on the Sale of Investment Products and MAS Notice FAA-N16: Notice on Recommendations on Investment Products.

Subject as set out below, the Issuer accepts full responsibility for the accuracy of the information contained in this document and the Base Listing Document in relation to itself and the Certificates. To the best of the knowledge and belief of the Issuer (which has taken all reasonable care to ensure that such is the case), the information contained in this document and the Base Listing Document for which it accepts responsibility (subject as set out below in respect of the information contained herein with regard to the Company) is in accordance with the facts and does not omit anything likely to affect the import of such information. The information with regard to the Company as set out herein is extracted from publicly available information. The Issuer accepts responsibility only for the accurate reproduction of such information. No further or other responsibility or liability in respect of such information is accepted by the Issuer.

No persons have been authorised to give any information or to make any representation save as contained in this document or otherwise authorised by the Issuer in connection with the Certificates and, if given or made, such information or representations must not be relied upon as having been authorised by the Issuer. Neither the delivery of this document nor any sale made hereunder shall under any circumstances create any implication that there has been no change in the affairs of the Issuer or its subsidiaries and associates since the date hereof.

This document does not constitute an offer or solicitation by or on behalf of the Issuer to purchase or subscribe for any of the Certificates. The distribution of this document and the offering of the Certificates may, in certain jurisdictions, be restricted by law. The Issuer requires persons into whose possession this document comes to inform themselves of and observe all such restrictions. In particular, the Certificates have not been, and will not be, registered under the United States Securities Act of 1933, as amended (the "**Securities Act**"). Subject to certain exceptions, Certificates, or interests therein, may not at any time be offered, sold, resold or delivered, directly or indirectly, in the United States or to, or for the account or benefit of, any U.S. person (as defined in Regulation S under the Securities Act) or to others for offering, sale or resale in the United States or to any such U.S. person. Offers and sales of Certificates, or interests therein, in the United States or to U.S. persons would constitute a violation of United States securities laws unless made in compliance with registration requirements of the Securities Act or pursuant to an exemption therefrom. A further description of certain restrictions on offering and sale of the Certificates and distribution of this document is given in the section headed "Placing and Sale" contained herein.

The SGX-ST has made no assessment of, nor taken any responsibility for, the financial soundness of the Issuer or the merits of investing in the Certificates, nor have they verified the accuracy or the truthfulness of statements made or opinions expressed in this document.

The Issuer and/or any of its affiliates may repurchase Certificates at any time on or after the date of issue and any Certificates so repurchased may be offered from time to time in one or more transactions in the over-the-counter market or otherwise at prevailing market prices or in negotiated transactions, at the discretion of the Issuer and/or any of its affiliates. Investors should not therefore make any assumption as to the number of Certificates in issue at any time.

References in this document to the "**Conditions**" shall mean references to the Terms and Conditions of the European Style Cash Settled Long/Short Certificates on Single Equities contained in the Base Listing Document. Terms not defined herein shall have the meanings ascribed thereto in the Conditions.

Table of Contents

	<i>Page</i>
Risk Factors	5
Terms and Conditions of the Certificates	11
Terms and Conditions of the European Style Cash Settled Long/Short Certificates on Single Equities	21
Summary of the Issue	32
Information relating to the European Style Cash Settled Long Certificates on Single Equities	34
Information relating to the Company	49
Information relating to the Designated Market Maker	50
Placing and Sale	52
Supplemental Information relating to the Issuer	57
Supplemental General Information	58
Appendix I	
Appendix II	
Appendix III	

RISK FACTORS

The following risk factors are relevant to the Certificates:-

- (a) investment in Certificates involves substantial risks including market risk, liquidity risk, and the risk that the Issuer will be unable to satisfy its obligations under the Certificates. Investors should ensure that they understand the nature of all these risks before making a decision to invest in the Certificates. You should consider carefully whether Certificates are suitable for you in light of your experience, objectives, financial position and other relevant circumstances. Certificates are not suitable for inexperienced investors;
- (b) the Certificates constitute direct, general and unsecured contractual obligations of the Issuer and if you purchase the Certificates you are relying upon the creditworthiness of the Issuer and have no rights under the Certificates against any other person. In particular, it should be noted that the Issuer issues a large number of financial instruments, including Certificates, on a global basis and, at any given time, the financial instruments outstanding may be substantial. If you purchase the Certificates you are relying upon the creditworthiness of the Issuer and have no rights under the Certificates against the Company which has issued the Underlying Stock (as defined below). The Issuer has substantially no obligation to a Certificate Holder (as defined in the Conditions) other than to pay amounts in accordance with the terms thereof as set forth herein and in the Base Listing Document. The Issuer does not in any respect underwrite or guarantee the performance of any Certificate. Any profit or loss realised by a Certificate Holder in respect of a Certificate upon exercise or otherwise due to changes in the value of such Certificate or the Underlying Stock is solely for the account of such Certificate Holder. In addition, the Issuer shall have the absolute discretion to put in place any hedging transaction or arrangement which it deems appropriate in connection with any Certificate or the Underlying Stock. A reduction in the rating, if any, accorded to outstanding debt securities of the Issuer by any one of its rating agencies could result in a reduction in the trading value of the Certificates;
- (c) since the Certificates relate to the price of the Underlying Stock, certain events relating to the Underlying Stock may cause adverse movements in the value and the price of the Underlying Stock, as a result of which, the Certificate Holders may, in extreme circumstances, sustain a significant loss of their investment if the price of the Underlying Stock has fallen sharply;
- (d) due to their nature, the Certificates can be volatile instruments and may be subject to considerable fluctuations in value. The price of the Certificates may fall in value as rapidly as it may rise due to, including but not limited to, variations in the frequency and magnitude of the changes in the price of the Underlying Stock, the time remaining to expiry and the creditworthiness of the Issuer;
- (e) fluctuations in the price of the Underlying Stock will affect the price of the Certificates but not necessarily in the same magnitude and direction, therefore, prospective investors intending to purchase Certificates to hedge their market risk associated with investing in the Underlying Stock which may be specified herein, should recognise the complexities of utilising the Certificates in this manner;
- (f) a Certificate Holder must tender a specified number of Certificates at any one time in order to exercise. Thus, Certificate Holders with fewer than the specified minimum number of Certificates in a particular series will either have to sell their Certificates or purchase additional Certificates, incurring transactions costs in each case, in order to realise their investment;

- (g) if, whilst any of the Certificates remain unexercised, trading in the Underlying Stock is suspended or halted on the relevant stock exchange, trading in the Certificates may be suspended for a similar period;
- (h) investors should note that the Issuer's obligations to pay amounts in accordance with the terms thereof as set forth herein shall be discharged by delivery of the aggregate Cash Settlement Amount (if positive) to all Certificate Holders in accordance with the agreement with the Warrant Agent;
- (i) investors should note that in the event of there being a Market Disruption Event (as defined in the Conditions) determination or payment of the Cash Settlement Amount (as defined in the Conditions) may be delayed, all as more fully described in the Conditions;
- (j) certain events relating to the Underlying Stock require or, as the case may be, permit the Issuer to make certain adjustments or amendments to the Conditions;
- (k) the Certificates are only exercisable on the expiry date and may not be exercised by Certificate Holders prior to such expiry date. Accordingly, if on such expiry date the Cash Settlement Amount is zero, a Certificate Holder will lose the value of his investment;
- (l) the total return on an investment in any Certificate may be affected by the Hedging Fee Factor (as defined below), Management Fee (as defined below) and Gap Premium (as defined below);
- (m) investors holding their position overnight should note that they would be required to bear the annualised cost which consists of the Management Fee and Gap Premium, which are calculated daily and applied to the value of the Certificates, as well as certain costs embedded within the Leverage Strategy (as described below) including the Funding Cost (as defined below) and the Rebalancing Cost (as defined below);
- (n) investors should note that there may be an exchange rate risk where the Cash Settlement Amount may be converted from a foreign currency into Singapore dollars. Exchange rates between currencies are determined by forces of supply and demand in the foreign exchange markets. These forces are, in turn, affected by factors such as international balances of payments and other economic and financial conditions, government intervention in currency markets and currency trading speculation. Fluctuations in foreign exchange rates, foreign political and economic developments, and the imposition of exchange controls or other foreign governmental laws or restrictions applicable to such investments may affect the foreign currency market price and the exchange rate-adjusted equivalent price of the Certificates. Fluctuations in the exchange rate of any one currency may be offset by fluctuations in the exchange rate of other relevant currencies;
- (o) investors should note that there are leveraged risks because the Certificates integrate a leverage mechanism and the Certificates will amplify the movements in the increase, and in the decrease, of the value of the Underlying Stock and if the investment results in a loss, any such loss will be increased by the leverage factor of the Certificates. As such, investors could lose more than they would if they had invested directly in the Underlying Stock;
- (p) when held for longer than a day, the performance of the Certificates could be more or less than the leverage factor that is embedded within the Certificates. The performance of the Certificates each day is locked in, and any subsequent returns are based on what was achieved the previous day. This process, referred to as compounding, may lead to a performance difference from 5 times the performance of the Underlying Stock over a period longer than one day. This difference may be amplified in a volatile market with a sideways

trend, where market movements are not clear in direction, whereby investors may sustain substantial losses;

- (q) the Air Bag Mechanism (as defined below) is triggered only when the Underlying Stock is calculated or traded, which may not be during the trading hours of the Relevant Stock Exchange for the Certificates (as defined below);
- (r) investors should note that the Air Bag Mechanism reduces the impact on the Leverage Strategy if the Underlying Stock falls further, but will also maintain a reduced exposure to the Underlying Stock in the event the Underlying Stock starts to rise after the Air Bag Mechanism is triggered, thereby reducing its ability to recoup losses;
- (s) there is no assurance that the Air Bag Mechanism will prevent investors from losing the entire value of their investment, in the event of (i) an overnight fall in the Underlying Stock, where there is a 20% or greater gap between the previous day closing price and the opening price of the Underlying Stock the following day, as the Air Bag Mechanism will only be triggered when market opens the following day or (ii) a sharp intraday fall in the Underlying Stock of 20% or greater during the observation period compared to the reference price, being: (a) if air bag event has not been previously triggered on the same day, the previous closing price of the Underlying Stock, or (b) if one or more air bag events have been previously triggered on the same day, the latest new observed price. Investors may refer to pages 42 to 43 of this document for more information;
- (t) certain events may, pursuant to the terms and conditions of the Certificates, trigger (A) the implementation of methods of adjustment or (B) the early termination of the Certificates. The Issuer will give the investors reasonable notice of any early termination. If the Issuer terminates the Certificates early, then the Issuer will, if and to the extent permitted by applicable law, pay an amount to each Certificate Holder in respect of each Certificate held by such holder equal to the fair market value of the Certificate less the cost to the Issuer of unwinding any underlying related hedging arrangements, all as determined by the Issuer in its sole and absolute discretion. The performance of this commitment shall depend on (A) general market conditions and (B) the liquidity conditions of the underlying instrument(s) and, as the case may be, of any other hedging transactions. Investors should note that the amount repaid by the Issuer may be less than the amount initially invested. Investors may refer to Condition 13 on pages 29 to 30 of this document for more information;
- (u) investors should note that it is not possible to predict the price at which the Certificates will trade in the secondary market or whether such market will be liquid or illiquid. To the extent Certificates of a particular issue are exercised, the number of Certificates of such issue outstanding will decrease, resulting in a diminished liquidity for the remaining Certificates of such issue. A decrease in the liquidity of an issue of Certificates may cause, in turn, an increase in the volatility associated with the price of such issue of Certificates. The Issuer may, but is not obligated to, at any time, purchase Certificates at any price in the open market or by tender or private agreement. Any Certificates so purchased may be held or resold or surrendered for cancellation. To the extent that an issue of Certificates becomes illiquid, an investor may have to exercise such Certificates to realise value;
- (v) two or more risk factors may simultaneously have an effect on the value of a Certificate such that the effect of any individual risk factor may not be predicted. No assurance can be given as to the effect any combination of risk factors may have on the value of a Certificate;
- (w) investors should note that they may be required to pay stamp taxes or other documentary charges in accordance with the laws and practices of the country where the Certificates are

transferred. Investors who are in any doubt as to their tax position should consult their own independent tax advisers. In addition, investors should be aware that tax regulations and their application by the relevant taxation authorities change from time to time. Accordingly, it is not possible to predict the precise tax treatment which will apply at any given time. Investors should refer to the Taxation Section in the Base Listing Document;

- (x) investors should note that the Issuer may enter into discount, commission or fee arrangements with brokers and/or any of its subsidiaries or affiliates with respect to the primary or secondary market in the Certificates. The arrangements may result in the benefit to investors in Certificates buying and selling Certificates through nominated brokers by reducing or eliminating the commission payable by such Certificate Holders. In the event that the commission payable by Certificate Holders is eliminated, fee arrangements between the Issuer and brokers and/or any of its subsidiaries or affiliates will continue to apply. Investors in the Certificates should note that any brokers with whom the Issuer has a commission arrangement does not, and cannot be expected to, deal exclusively in the Certificates, therefore any broker and/or any of its subsidiaries or affiliates may from time to time engage in transactions involving the Underlying Stock and/or structured products of other issuers over the Underlying Stock as the Certificates for their proprietary accounts and/or accounts of their clients. The fact that the same broker may deal simultaneously for different clients in competing products in the market place may affect the value of the Certificates and present certain conflicts of interests;
- (y) various potential and actual conflicts of interest may arise from the overall activities of the Issuer and any of its subsidiaries and affiliates.

The Issuer and any of its subsidiaries and affiliates are diversified financial institutions with relationships in countries around the world. These entities engage in a wide range of commercial and investment banking, brokerage, funds management, hedging transactions and investment and other activities for their own account or the account of others. In addition, the Issuer and any of its subsidiaries and affiliates, in connection with their other business activities, may possess or acquire material information about the Underlying Stock. Such activities and information may involve or otherwise affect issuers of the Underlying Stock in a manner that may cause consequences adverse to the Certificate Holders or otherwise create conflicts of interests in connection with the issue of Certificates by the Issuer. Such actions and conflicts may include, without limitation, the exercise of voting power, the purchase and sale of securities, financial advisory relationships and exercise of creditor rights. The Issuer and any of its subsidiaries and affiliates have no obligation to disclose such information about the Underlying Stock or such activities. The Issuer and any of its subsidiaries and affiliates and their officers and directors may engage in any such activities without regard to the issue of Certificates by the Issuer or the effect that such activities may directly or indirectly have on any Certificate;

- (z) in the ordinary course of their business, including without limitation in connection with the Issuer or its appointed designated market maker's market making activities, the Issuer and any of its respective subsidiaries and affiliates may effect transactions for their own account or for the account of their customers and hold long or short positions in the Underlying Stock and/or related derivatives. In addition, in connection with the offering of any Certificates, the Issuer and any of its respective subsidiaries and affiliates may enter into one or more hedging transactions with respect to the Underlying Stock and/or related derivatives. In connection with such hedging or market-making activities or with respect to proprietary or other trading activities by the Issuer and any of its respective subsidiaries and its affiliates, the Issuer and any of its respective subsidiaries and affiliates may enter into transactions in the Underlying

Stock and/or related derivatives which may affect the market price, liquidity or value of the Certificates and which may affect the interests of Certificate Holders;

- (aa) the value of the Certificates depends on the Leverage Strategy performance built in the Certificate. The Calculation Agent will make the Leverage Strategy last closing level and a calculation tool available to the investors on a website;
- (bb) certain risks relating to the Issuer's operating environment and strategy, including those as set out in Appendix 2 of the Base Listing Document, may impact the Issuer's ability to execute its strategy and directly affect its business activities, financial condition, results of operations and prospects. As a broad-based international financial services firm, the Issuer is inherently exposed to risks that become apparent only with the benefit of hindsight, risks of which it is not presently aware or which it currently does not consider to be material could also materially affect its business activities, financial condition, results of operations and prospects. The sequence in which the risk factors are set out in Appendix 2 of the Base Listing Document is not indicative of their likelihood of occurrence or the potential magnitude of their financial consequences;
- (cc) as the Certificates are represented by a global warrant certificate which will be deposited with The Central Depository (Pte) Limited ("**CDP**"):-
 - (i) investors should note that no definitive certificate will be issued in relation to the Certificates;
 - (ii) there will be no register of Certificate Holders and each person who is for the time being shown in the records maintained by CDP as entitled to a particular number of Certificates by way of interest (to the extent of such number) in the global warrant certificate in respect of those Certificates represented thereby shall be treated as the holder of such number of Certificates;
 - (iii) investors will need to rely on any statements received from their brokers/custodians as evidence of their interest in the Certificates; and
 - (iv) notices to such Certificate Holders will be published on the website of the SGX-ST. Investors will need to check the website of the SGX-ST regularly and/or rely on their brokers/custodians to obtain such notices;
- (dd) Generally, investing in the Certificates may involve risks related to the discontinuance, changes or adjustments to benchmarks generally

Discontinuance of, or changes to, benchmarks may require adjustments to the Issuer's agreements, systems and processes. The interbank offered rate(s) ("**IBOR**") and other interest rate, equity, commodity, foreign exchange and other types of indices which are deemed to be "benchmarks", are the subject of national, international and other regulatory guidance and proposals for reform. Some of these reforms are already effective whilst others are still to be or may be implemented. These reforms may cause such benchmarks to perform differently than in the past, to disappear entirely, or have other consequences which cannot be predicted. Any such consequence could have a material adverse effect on any Certificates referencing such a benchmark. Investors should consult their own independent advisers and make their own assessment about the potential risks or any of the international or national reforms in making any investment decision with respect to any Certificates referencing a benchmark; and
- (ee) Specifically, the reform of HIBOR may adversely affect the value of the Certificates

The Hong Kong Inter-bank Offered Rate (“**HIBOR**”) benchmark is referenced in the Leverage Strategy.

It is not possible to predict with certainty whether, and to what extent, HIBOR will continue to be supported going forwards. This may cause HIBOR to perform differently than they have done in the past, and may have other consequences which cannot be predicted. Such factors may have (without limitation) the following effects: (i) discouraging market participants from continuing to administer or contribute to a benchmark; (ii) triggering changes in the rules or methodologies used in the benchmark and/or (iii) leading to the disappearance of the benchmark. Any of the above changes or any other consequential changes as a result of international or national reforms or other initiatives or investigations, could have a material adverse effect on the value of and return on the Certificates.

In addition, the occurrence of a modification or cessation of HIBOR may cause adjustment of the Certificates which may include selecting one or more successor benchmarks and making related adjustments to the Certificates, including if applicable to reflect increased costs.

The Calculation Agent may make adjustments as it may determine appropriate if any of the following circumstances occurs or may occur: (1) HIBOR is materially changed or cancelled or (2)(i) the relevant authorisation, registration, recognition, endorsement, equivalence decision or approval in respect of the benchmark or the administrator or sponsor of the benchmark is not obtained, (ii) an application for authorisation, registration, recognition, endorsement, equivalence decision, approval or inclusion in any official register is rejected or (iii) any authorisation, registration, recognition, endorsement, equivalence decision or approval is suspended or inclusion in any official register is withdrawn.

Investors should consult their own independent advisers and make their own assessment about the potential risks imposed by any of the international or national reforms in making any investment decision with respect to any Certificate.

TERMS AND CONDITIONS OF THE CERTIFICATES

The following are the terms and conditions of the Certificates and should be read in conjunction with, and are qualified by reference to, the other information set out in this document and the Base Listing Document.

The Conditions are set out in the section headed “Terms and Conditions of the European Style Cash Settled Long/Short Certificates on Single Equities” in the Base Listing Document. For the purposes of the Conditions, the following terms shall have the following meanings:

Certificates:	12,000,000 European Style Cash Settled Long Certificates relating to the ordinary shares of China Mobile Limited (the “ Underlying Stock ” or the “ Underlying ”)
ISIN:	CH1169123630
Company:	China Mobile Limited (RIC: 0941.HK)
Underlying Price ³ and Source:	HK\$55 (Bloomberg)
Calculation Agent:	UBS AG acting through its London Branch
Strike Level:	Zero
Daily Leverage:	5x (within the Leverage Strategy as described below)
Notional Amount per Certificate:	SGD 0.55
Management Fee (p.a.) ⁴ :	0.40%
Gap Premium (p.a.) ⁵ :	4.60%, is a hedging cost against extreme market movements overnight.
Funding Cost ⁶ :	The annualised costs of funding, referencing a publically published interbank offered rate plus spread.
Rebalancing Cost ⁶ :	The transaction costs (if applicable), computed as a function of leverage and daily performance of the Underlying Stock.
Launch Date:	12 April 2022
Closing Date:	20 April 2022

³ These figures are calculated as at, and based on information available to the Issuer on or about 20 April 2022. The Issuer is not obliged, and undertakes no responsibility to any person, to update or inform any person of any changes to the figures after 20 April 2022.

⁴ Please note that the Management Fee is calculated on a 360-day basis and may be increased up to a maximum of 3% p.a. on giving one month’s notice to investors. Any increase in the Management Fee will be announced on the SGXNET. Please refer to “Fees and Charges” below for further details of the fees and charges payable and the maximum of such fees as well as other ongoing expenses that may be borne by the Certificates.

⁵ Please note that the Gap Premium is calculated on a 360-day basis.

⁶ These costs are embedded within the Leverage Strategy.

Expected Listing Date:	21 April 2022
Last Trading Date:	The date falling 5 Business Days immediately preceding the Expiry Date, currently being 21 February 2025
Expiry Date:	28 February 2025 (if the Expiry Date is not a Business Day, then the Expiry Date shall fall on the preceding Business Day and subject to adjustment of the Valuation Date upon the occurrence of Market Disruption Events as set out in the Conditions of the Certificates)
Board Lot:	100 Certificates
Valuation Date:	27 February 2025 or if such day is not an Exchange Business Day, the immediately preceding Exchange Business Day.
Exercise:	<p>The Certificates may only be exercised on the Expiry Date or if the Expiry Date is not a Business Day, the immediately preceding Business Day, in a Board Lot or integral multiples thereof. Certificate Holders shall not be required to deliver an exercise notice. Exercise of Certificates shall be determined by whether the Cash Settlement Amount (less any Exercise Expenses) is positive. If the Cash Settlement Amount (less any Exercise Expenses) is positive, all Certificates shall be deemed to have been automatically exercised at 5:00 p.m. (Singapore time) on the Expiry Date or if the Expiry Date is not a Business Day, the immediately preceding Business Day. The Cash Settlement Amount less the Exercise Expenses in respect of the Certificates shall be paid in the manner set out in Condition 4(c) of the Conditions. In the event the Cash Settlement Amount (less any Exercise Expenses) is zero, all Certificates shall be deemed to have expired at 5:00 p.m. (Singapore time) on the Expiry Date or if the Expiry Date is not a Business Day, the immediately preceding Business Day, and Certificate Holders shall not be entitled to receive any payment from the Issuer in respect of the Certificates.</p>
Cash Settlement Amount:	<p>In respect of each Certificate, shall be an amount (if positive) payable in the Settlement Currency equal to:</p> <p>Closing Level multiplied by the Notional Amount per Certificate</p> <p>Please refer to the “Information relating to the European Style Cash Settled Long Certificates on Single Equities” section on pages 34 to 48 of this document for examples and illustrations of the calculation of the Cash Settlement Amount.</p>
Hedging Fee Factor:	<p>In respect of each Certificate, shall be an amount calculated as: Product (for t from Expected Listing Date to Valuation Date) of $(1 - \text{Management Fee} \times (\text{ACT}(t-1;t) \div 360)) \times (1 - \text{Gap Premium}(t-1) \times (\text{ACT}(t-1;t) \div 360))$, where:</p> <p>“t” refers to “Observation Date” which means each Underlying Stock Business Day (subject to Market Disruption Event) from (and</p>

including) the Underlying Stock Business Day immediately preceding the Expected Listing Date to the Valuation Date; and

ACT (t-1;t) means the number of calendar days between the Underlying Stock Business Day immediately preceding the Observation Date (which is “t-1”) (included) and the Observation Date (which is “t”) (excluded).

An “**Underlying Stock Business Day**” is a day on which The Stock Exchange of Hong Kong Limited (the “**HKEX**”) is open for dealings in Hong Kong during its normal trading hours and banks are open for business in Hong Kong.

Please refer to the “Information relating to the European Style Cash Settled Long Certificates on Single Equities” section on pages 34 to 48 of this document for examples and illustrations of the calculation of the Hedging Fee Factor.

Closing Level: In respect of each Certificate, shall be an amount payable in the Settlement Currency equal to:

$$\left(\frac{\text{Final Reference Level} \times \text{Final Exchange Rate}}{\text{Initial Reference Level} \times \text{Initial Exchange Rate}} - \text{Strike Level} \right) \times \text{Hedging Fee Factor}$$

Initial Reference Level: 1,000

Final Reference Level: The closing level of the Leverage Strategy (as described below) on the Valuation Date

The calculation of the closing level of the Leverage Strategy is set out in the “Specific Definitions relating to the Leverage Strategy” section on pages 15 to 20 below.

Initial Exchange Rate³: 0.1740546881

Final Exchange Rate: The rate for the conversion of HKD to SGD as at 5:00pm (Singapore Time) on the Valuation Date as shown on Reuters, provided that if the Reuters service ceases to display such information, as determined by the Issuer by reference to such source(s) as the Issuer may reasonably determine to be appropriate at such a time.

Air Bag Mechanism: The “**Air Bag Mechanism**” refers to the mechanism built in the Leverage Strategy and which is designed to reduce the Leverage Strategy exposure to the Underlying Stock during extreme market conditions. If the Underlying Stock falls by 15% or more (“**Air Bag Trigger Price**”) during the trading day (which represents approximately 75% loss after a 5 times leverage), the Air Bag Mechanism is triggered and the Leverage Strategy is adjusted intra-day. The Air Bag Mechanism reduces the impact on the Leverage Strategy if the Underlying Stock falls further, but will also maintain a reduced exposure to the Underlying Stock in the event the Underlying Stock starts to rise after the Air Bag Mechanism is triggered, thereby reducing its ability to recoup losses.

Trading of Certificates is suspended for at least 30 minutes of continuous trading after the Air Bag is triggered. The resumption of trading is subject further to SGX-ST's requirements, including at least 30 minutes from the time of publication of an announcement on the exchange in respect of the Air Bag Mechanism being triggered, and at least 15 minutes after the SGX-ST grants an approval to resume trading, whichever is later, rounded to the next quarter of an hour.

The Leverage Strategy is floored at 0 and the Certificates cannot be valued below zero.

Please refer to the "Air Bag Mechanism" section on pages 19 to 20 below and the "Description of Air Bag Mechanism" section on pages 40 to 41 of this document for further information of the Air Bag Mechanism.

Adjustments and Extraordinary Events:	The Issuer has the right to make adjustments to the terms of the Certificates if certain events, including any capitalisation issue, rights issue, extraordinary distributions, merger, delisting, insolvency (as more specifically set out in the terms and conditions of the Certificates) occur in respect of the Underlying Stock. For the avoidance of doubt, no notice will be given if the Issuer determines that adjustments will not be made.
Underlying Stock Currency:	Hong Kong Dollar (" HKD ")
Settlement Currency:	Singapore Dollar (" SGD ")
Exercise Expenses:	Certificate Holders will be required to pay all charges which are incurred in respect of the exercise of the Certificates.
Relevant Stock Exchange for the Certificates:	The Singapore Exchange Securities Trading Limited (" SGX-ST ")
Relevant Stock Exchange for the Underlying Stock:	HKEX
Business Day and Exchange Business Day:	<p>A "Business Day" is a day (excluding Saturdays, Sundays and public holidays) on which the SGX-ST is open for dealings in Singapore during its normal trading hours and banks are open for business in Singapore.</p> <p>An "Exchange Business Day" is a day on which the SGX-ST and the HKEX are open for dealings in Singapore and Hong Kong respectively during its normal trading hours and banks are open for business in Singapore and Hong Kong.</p>
Warrant Agent:	The Central Depository (Pte) Limited (" CDP ")
Clearing System:	CDP

Fees and Charges: Normal transaction and brokerage fees shall apply to the trading of the Certificates on the SGX-ST. Investors should note that they may be required to pay stamp taxes or other documentary charges in accordance with the laws and practices of the country where the Certificates are transferred. Investors who are in any doubt as to their tax position should consult their own independent tax advisers. In addition, investors should be aware that tax regulations and their application by the relevant taxation authorities change from time to time. Accordingly, it is not possible to predict the precise tax treatment which will apply at any given time.

Investors holding position overnight would also be required to bear the Management Fee and Gap Premium, which are calculated daily and applied to the value of the Certificates, as well as certain costs embedded within the Leverage Strategy including the Funding Cost and the Rebalancing Cost. The Management Fee may be increased up to a maximum of 3% p.a. on giving one month's notice to investors in accordance with the terms and conditions of the Certificates. Any increase in the Management Fee will be announced on the SGXNET.

Further Information: Please refer to the website at <http://dlc.ubs.com> for more information on the theoretical closing price of the Certificates on the previous trading day, the closing price of the Underlying Stock on the previous trading day, the Air Bag Trigger Price for each trading day and the Management Fee and Gap Premium.

In addition, the Conditions have been modified as follows:

1. Condition 1(a)(i) is deleted and replaced with the following:
 - “(i) a master instrument by way of deed poll (the "**Master Instrument**") dated 7 January 2022, made by UBS AG (the "**Issuer**") acting through its London Branch; and”
2. All references to “Instrument” appearing therein are deleted and substituted with the word “Master Instrument”.

Specific Definitions relating to the Leverage Strategy

Description of the Leverage Strategy

The Leverage Strategy is designed to track a 5 times daily leveraged exposure to the Underlying Stock.

At the end of each trading day of the Underlying Stock, the exposure of the Leverage Strategy to the Underlying Stock is reset within the Leverage Strategy in order to retain a daily leverage of 5 times the performance of the Underlying Stock (excluding costs) regardless of the performance of the Underlying Stock on the preceding day. This mechanism is referred to as the Daily Reset.

The Leverage Strategy incorporates an air bag mechanism which is designed to reduce exposure to the Underlying Stock during extreme market conditions, as further described below.

Leverage Strategy Formula

LSL_t means, the Leverage Strategy Level as at the Leverage Reset Time (t), calculated in accordance with the following formulae:

On Leverage Reset Time (1):

$$LSL_1 = 1000$$

On each subsequent Leverage Reset Time (t):

$$LSL_t = \text{Max}\left[LSL_{r(t)} \times \left(1 + LR_{r(t),t} - FC_{r(t),t} - RC_{r(t),t}\right), 0\right]$$

Leverage Reset Time (t)

means

- 1) the scheduled closing time for the Relevant Stock Exchange for the Underlying Stock (or any successor thereto) on any Observation Date; and
- 2) end of any Intraday Restrike Event Observation Period.

Leverage Reset Time (1) is the scheduled close for the Relevant Stock Exchange for the Underlying Stock on Issue Date.

Leverage Reset Time r(t)

means the Leverage Reset Time immediately preceding the Leverage Reset Time (t).

LR_{r(t),t}

means the Leveraged Return of the Underlying Stock between Leverage Reset Time r(t) and Leverage Reset Time (t), calculated as follows:

$$LR_{r(t),t} = \text{Leverage} \times \left(\frac{S_t}{S_{r(t)} \times Rfactor_t} - 1 \right)$$

FC_{r(t),t}

means, the Funding Cost between the Leverage Reset Time r(t) (included) and the Leverage Reset Time (t) (excluded) calculated as follows:

If the Leverage Reset Time r(t) is at the scheduled closing time for the Relevant Stock Exchange for the Underlying Stock (or any successor thereto) on any Observation Date,

$$FC_{r(t),t} = (\text{Leverage} - 1) \times \frac{\text{Rate}_{r(t)} \times \text{ACT}(r(t), t)}{\text{DayCountBasisRate}}$$

Otherwise, $FC_{r(t),t} = 0$

RC_{r(t),t}

means the Rebalancing Cost of the Leverage Strategy as at Leverage Reset Time (t), calculated as follows:

$$RC_{r(t),t} = \text{Leverage} \times (\text{Leverage} - 1) \times \left(\left| \frac{S_t}{S_{r(t)} \times Rfactor_t} - 1 \right| \right) \times \text{TC}$$

TC means the Transaction Costs applicable as determined by the Calculation Agent (including Stamp Duty and any other applicable taxes, levies and costs which may be levied on the stock transactions on the Relevant Stock Exchange for the Underlying Stock by the applicable regulatory authorities from time to time) that are currently equal to :

0.13%

“Stamp Duty” refers to the applicable rate of stamp duty on the stock transactions in the jurisdiction of the Relevant Stock Exchange for the Underlying Stock, which may be changed by the applicable regulatory authorities from time to time.

Leverage 5

S_t means the Underlying Stock Price as of Leverage Reset Time (t) computed as follows, subject to the adjustments and provisions of the Conditions:

If the Leverage Reset Time (t) is at the scheduled closing time for the Relevant Stock Exchange for the Underlying Stock (or any successor thereto) on any Observation Date,

S_t is the Closing Price of the Underlying Stock as of such Observation Date.

Otherwise,

S_t is the lowest price of the Underlying Stock during the respective Intraday Restrike Observation Period.

Rfactor_t means an amount determined by the Calculation Agent, according to the following formula, subject to the adjustments and provisions of the Conditions:

If in respect of the Leverage Reset Time (t), the immediately preceding Leverage Reset Time r(t) is at the scheduled closing time for the Relevant Stock Exchange for the Underlying Stock (or any successor thereto) on any Observation Date,

$$\text{Rfactor}_t = 1 - \frac{\text{Div}_t}{S_{r(t)}}$$

Otherwise,

$$\text{Rfactor}_t = 1$$

Where

Div_t is the dividend to be paid out in respect of the Underlying Stock on the Observation Date of the Leverage Reset Time (t) if such Observation Date is an ex-dividend date, otherwise is zero. The dividend shall be considered net of any applicable withholding taxes.

Rate_t means, in respect of the Observation Date of Leverage Reset Time (t), a rate calculated as of such day in accordance with the following formula:

$$\text{Rate}_t = \text{CashRate}_t + \% \text{SpreadLevel}_t$$

CashRate_t means, in respect of the Observation Date of the Leverage Reset Time (t), the Overnight HKD Hong Kong Interbank Offered Rate (HIBOR) Fixing, as published on Reuters RIC H1HKDOND= or any successor page, being the rate as of day (t), provided that if any of such rate is not available, then that rate shall be determined by reference to the latest available rate that was published on the relevant Reuters page. Upon the occurrence or likely occurrence, as determined by the Calculation Agent, of a Benchmark Event, the Calculation Agent may make adjustments as it may determine appropriate to account for the relevant event or circumstance, including but not limited to using any alternative rates from such date, with or without retroactive effect as the Calculation Agent may in its sole and absolute discretion determine.

%SpreadLevel_t means, in respect of the Observation Date of the Leverage Reset Time (t), a rate which shall be determined with respect to such Valuation Date(t) by the Calculation Agent as the difference between (1) the 12-month HKD Hong Kong Interbank Offered Rate (HIBOR) Fixing, as published on Reuters RIC H1HKD1YD= and (2) Overnight HKD Hong Kong Interbank Offered Rate (HIBOR) Fixing, as published on Reuters RIC H1HKDOND= or any successor page, each being the rate as of day (t), provided that if any of such rates is not available, then that rate shall be determined by reference to the latest available rate that was published on the relevant Reuters page. Upon the occurrence or likely occurrence, as determined by the Calculation Agent, of a Benchmark Event, the Calculation Agent may make adjustments as it may determine appropriate to account for the relevant event or circumstance, including but not limited to using any alternative rates from such date, with or without retroactive effect as the Calculation Agent may in its sole and absolute discretion determine.

Provided that if such difference is negative, **%SpreadLevel_t** should be 0%.

Benchmark Event means:

- (a) the relevant reference rate has ceased to be published on the relevant screen page as a result of such benchmark ceasing to be calculated or administered; or
- (b) a public statement by the administrator of the relevant reference rate that (in circumstances where no successor administrator has been or will be appointed that will continue publication of such reference rate) it has ceased publishing such reference rate permanently or indefinitely or that it will cease to do so by a specified future date (the "**Specified Future Date**"); or
- (c) a public statement by the supervisor of the administrator of the relevant reference rate that such reference rate has been or will, by a specified future date (the "**Specified Future Date**"), be permanently or indefinitely discontinued; or
- (d) a public statement by the supervisor of the administrator of the relevant reference rate as a consequence of which Reference Rate will, by a specified future date (the "**Specified Future Date**"), be

prohibited from being used, or that its use will be subject to restrictions or adverse consequences, either generally or in respect of the Certificates; or

- (e) a public statement by the supervisor of the administrator of the relevant reference rate that, in the view of such supervisor, such reference rate is or will, by a specified future date (the "**Specified Future Date**"), be no longer representative of an underlying market or the methodology to calculate such reference rate has materially changed; or
- (f) it has or will, by a specified date within the following six months, become unlawful for the Calculation Agent or the Issuer to calculate any payments due to be made to any holder of the Certificates using the relevant reference rate (including, without limitation, under the Benchmarks Regulation (EU) 2016/1011, if applicable).

Notwithstanding the subparagraphs above, where the relevant Benchmark Event is a public statement within subparagraphs (b), (c), (d) or (e) above and the Specified Future Date in the public statement is more than six months after the date of that public statement, the Benchmark Event shall not be deemed occur until the date falling six months prior to such Specified Future Date.

ACT(r(t),t) ACT(r(t),t) means the number of calendar days between the Observation Date of the Leverage Reset Time r(t) (included) and the Observation Date of the Leverage Reset Time (t) (excluded).

DayCountBasisRate 365

Air Bag Mechanism

Intraday Restrike Event means in respect of an Observation Date, the decrease at any Calculation Time of the Underlying Stock price by 15% or more compared with the amount of $S_{r(t)} \times Rfactor_t$ where r(t) means the immediately preceding Leverage Reset Time prior to such Calculation Time.

Calculation Time means any time between the TimeReferenceOpening and the TimeReferenceClosing, provided that the relevant data is available to enable the Calculation Agent to determine the Leverage Strategy Level.

TimeReferenceOpening means the scheduled opening time (including pre-opening session) for the Relevant Stock Exchange for the Underlying Stock (or any successor thereto).

TimeReferenceClosing means the scheduled closing time (including closing auction session) for the Relevant Stock Exchange for the Underlying Stock (or any successor thereto).

Intraday Restrike Event Observation Period means in respect of an Intraday Restrike Event, the period starting on and excluding the Intraday Restrike Event Time and finishing on and including the sooner between (1) the time falling 15 minutes of continuous trading after the Intraday Restrike Event Time and (2) the TimeReferenceClosing.

Where, during such period, the Calculation Agent determines that (1) the trading in the Underlying Stock is disrupted or subject to suspension or limitation or (2) the Relevant Stock Exchange for the Underlying Stock is not open for continuous trading, the Intraday Restrike Event Observation Period will be extended to the extent necessary until (1) the trading in the Underlying Stock is no longer disrupted, suspended or limited and (2) the Relevant Stock Exchange for the Underlying Stock is open for continuous trading.

Intraday Restrike Event Time means in respect of an Intraday Restrike Event, the Calculation Time on which such event occurs.

The Conditions set out in the section headed "Terms and Conditions of the European Style Cash Settled Long/Short Certificates on Single Equities" in the Base Listing Document are set out below. This section is qualified in its entirety by reference to the detailed information appearing elsewhere in this document which shall, to the extent so specified or to the extent inconsistent with the relevant Conditions set out below, replace or modify the relevant Conditions for the purpose of the Certificates.

TERMS AND CONDITIONS OF

THE EUROPEAN STYLE CASH SETTLED LONG/SHORT CERTIFICATES ON SINGLE EQUITIES

1. Form, Status, Transfer and Title

- (a) *Form.* The Certificates (which expression shall, unless the context otherwise requires, include any further certificates issued pursuant to Condition 11) are issued subject to and with the benefit of:-
- (i) an instrument by way of deed poll (the "**Instrument**") dated the Closing Date, made by UBS AG (the "**Issuer**") acting through its London Branch; and
 - (ii) a warrant agent agreement (the "**Master Warrant Agent Agreement**" or "**Warrant Agent Agreement**") dated any time on or before the Closing Date, made between the Issuer and the Warrant Agent for the Certificates.

Copies of the Instrument and the Master Warrant Agent Agreement or Warrant Agent Agreement are available for inspection at the specified office of the Warrant Agent.

The Certificate Holders (as defined below) are entitled to the benefit of, are bound by and are deemed to have notice of all the provisions of the Instrument and the Master Warrant Agent Agreement or Warrant Agent Agreement.

- (b) *Status.* The Certificates constitute direct, general and unsecured contractual obligations of the Issuer and rank, and will rank, equally among themselves and *pari passu* with all other present and future unsecured and unsubordinated obligations of the Issuer (save for statutorily preferred exceptions). The Certificates provide for cash settlement on exercise and, in particular, the Certificates will not be secured by any underlying assets. The Certificates do not entitle Certificate Holders to the delivery of any Underlying Stock, are not secured by the Underlying Stock and do not entitle Certificate Holders to any interest in any Underlying Stock.
- (c) *Transfer.* The Certificates are represented by a global warrant certificate ("**Global Warrant**") which will be deposited with The Central Depository (Pte) Limited ("**CDP**"). Certificates in definitive form will not be issued. Transfers of Certificates may be effected only in Board Lots or integral multiples thereof. All transactions in (including transfers of) Certificates, in the open market or otherwise, must be effected through a securities account with CDP. Title will pass upon registration of the transfer in the records maintained by CDP.
- (d) *Title.* Each person who is for the time being shown in the records maintained by CDP as entitled to a particular number of Certificates shall be treated by the Issuer and the Warrant Agent as the holder and absolute owner of such number of Certificates, notwithstanding any notice to the contrary. The expression "**Certificate Holder**" shall be construed accordingly.

2. Certificate Rights and Exercise Expenses

- (a) *Certificate Rights.* Every Certificate entitles each Certificate Holder, upon due exercise and on compliance with Condition 4, to payment by the Issuer of the Cash Settlement Amount (as defined below) (if any) in the manner set out in Condition 4.

The "**Cash Settlement Amount**", in respect of each Certificate, shall be an amount (if positive) payable in the Settlement Currency equal to the Closing Level multiplied by the Notional Amount per Certificate.

The "**Closing Level**", in respect of each Certificate, shall be an amount payable in the Settlement Currency equal to:

$$\left(\frac{\text{Final Reference Level} \times \text{Final Exchange Rate}}{\text{Initial Reference Level} \times \text{Initial Exchange Rate}} - \text{Strike Level} \right) \times \text{Hedging Fee Factor}$$

If the Issuer determines, in its sole discretion, that on the Valuation Date or any Observation Date a Market Disruption Event has occurred, then that Valuation Date or Observation Date shall be postponed until the first succeeding Exchange Business Day or Underlying Stock Business Day, as the case may be, on which there is no Market Disruption Event, unless there is a Market Disruption Event on each of the five Exchange Business Days or Underlying Stock Business Days, as the case may be, immediately following the original date that, but for the Market Disruption Event, would have been a Valuation Date or an Observation Date. In that case:-

- (i) that fifth Exchange Business Day or Underlying Stock Business Day, as the case may be, shall be deemed to be the Valuation Date or the Observation Date notwithstanding the Market Disruption Event; and
- (ii) the Issuer shall determine the Final Reference Level or the relevant closing level on the basis of its good faith estimate of the Final Reference Level or the relevant closing level that would have prevailed on that fifth Exchange Business Day or Underlying Stock Business Day, as the case may be, but for the Market Disruption Event provided that the Issuer, if applicable, may, but shall not be obliged to, determine such Final Reference Level or the relevant closing level by having regard to the manner in which futures contracts relating to the Underlying Stock are calculated.

"**Market Disruption Event**" means the occurrence or existence of (i) any suspension of trading on the Relevant Stock Exchange of the Underlying Stock requested by the Company if that suspension is, in the determination of the Issuer, material, (ii) any suspension of or limitation imposed on trading (including but not limited to unforeseen circumstances such as by reason of movements in price exceeding limits permitted by the Relevant Stock Exchange or any act of God, war, riot, public disorder, explosion, terrorism or otherwise) on the Relevant Stock Exchange in the Underlying Stock if that suspension or limitation is, in the determination of the Issuer, material, or (iii) the closing of the Relevant Stock Exchange or a disruption to trading on the Relevant Stock Exchange, if that disruption is, in the determination of the Issuer,

material as a result of the occurrence of any act of God, war, riot, public disorder, explosion or terrorism.

- (b) *Exercise Expenses.* Certificate Holders will be required to pay all charges which are incurred in respect of the exercise of the Certificates (the "**Exercise Expenses**"). An amount equivalent to the Exercise Expenses will be deducted by the Issuer from the Cash Settlement Amount in accordance with Condition 4. Notwithstanding the foregoing, the Certificate Holders shall account to the Issuer on demand for any Exercise Expenses to the extent that they were not or could not be deducted from the Cash Settlement Amount prior to the date of payment of the Cash Settlement Amount to the Certificate Holders in accordance with Condition 4.
- (c) *No Rights.* The purchase of Certificates does not confer on the Certificate Holders any right (whether in respect of voting, dividend or other distributions in respect of the Underlying Stock or otherwise) which the holder of an Underlying Stock may have.

3. Expiry Date

Unless automatically exercised in accordance with Condition 4(b), the Certificates shall be deemed to expire at 5:00 p.m. (Singapore time) on the Expiry Date or if the Expiry Date is not a Business Day (as defined below), the immediately preceding Business Day.

4. Exercise of Certificates

- (a) *Exercise.* Certificates may only be exercised on the Expiry Date or if the Expiry Date is not a Business Day, the immediately preceding Business Day, in accordance with Condition 4(b).
- (b) *Automatic Exercise.* Certificate Holders shall not be required to deliver an exercise notice. Exercise of Certificates shall be determined by whether the Cash Settlement Amount (less any Exercise Expenses) is positive. If the Cash Settlement Amount (less any Exercise Expenses) is positive, all Certificates shall be deemed to have been automatically exercised at 5:00 p.m. (Singapore time) on the Expiry Date or if the Expiry Date is not a Business Day, the immediately preceding Business Day. The Cash Settlement Amount less the Exercise Expenses in respect of the Certificates shall be paid in the manner set out in Condition 4(c) below. In the event the Cash Settlement Amount (less any Exercise Expenses) is zero, all Certificates shall be deemed to have expired at 5:00 p.m. (Singapore time) on the Expiry Date or if the Expiry Date is not a Business Day, the immediately preceding Business Day, and Certificate Holders shall not be entitled to receive any payment from the Issuer in respect of the Certificates.
- (c) *Settlement.* In respect of Certificates which are automatically exercised in accordance with Condition 4(b), the Issuer will pay to the Warrant Agent who will then pay to the relevant Certificate Holder the Cash Settlement Amount (if any) in the Settlement Currency. The aggregate Cash Settlement Amount (less any Exercise Expenses) shall be dispatched by the Warrant Agent as soon as practicable and no later than five Business Days following the Expiry Date (subject to extension upon the occurrence of a Market Disruption Event (as defined above) by way of crossed cheque or other payment in immediately available funds drawn in favour of the Certificate Holder only (or, in the case of joint Certificate Holders, the first-named Certificate Holder) appearing in the records maintained by CDP. Any payment made pursuant to this Condition 4(c) shall be delivered at the risk and expense of the Certificate Holder and posted to the Certificate Holder's address appearing in the records maintained by CDP (or, in the case of joint Certificate Holders, to the address

of the first-named Certificate Holder appearing in the records maintained by CDP). If the Cash Settlement Amount is equal to or less than the determined Exercise Expenses, no amount is payable.

The Issuer's obligations to pay the Cash Settlement Amount shall be discharged by payment to the Warrant Agent in accordance with the Master Warrant Agent Agreement or Warrant Agent Agreement.

- (d) *CDP not liable.* CDP shall not be liable to any Certificate Holder with respect to any action taken or omitted to be taken by the Issuer or the Warrant Agent in connection with the exercise of the Certificates or otherwise pursuant to or in connection with these Conditions.
- (e) *Business Day.* In these Conditions, a "**Business Day**" shall be a day (excluding Saturdays, Sundays and public holidays) on which the SGX-ST is open for dealings in Singapore during its normal trading hours and banks are open for business in Singapore.

5. Warrant Agent

- (a) *Warrant Agent.* The Issuer reserves the right, subject to the appointment of a successor, at any time to vary or terminate the appointment of the Warrant Agent and to appoint another Warrant Agent provided that it will at all times maintain a Warrant Agent which, so long as the Certificates are listed on the SGX-ST, shall be in Singapore. Notice of any such termination or appointment and of any change in the specified office of the Warrant Agent will be given to the Certificate Holders in accordance with Condition 9.
- (b) *Agent of Issuer.* The Warrant Agent will be acting as agent of the Issuer and will not assume any obligation or duty to or any relationship of agency or trust for the Certificate Holders. All determinations and calculations by the Warrant Agent under these Conditions shall (save in the case of manifest error) be final and binding on the Issuer and the Certificate Holders.

6. Adjustments

- (a) *Potential Adjustment Event.* Following the declaration by a Company of the terms of any Potential Adjustment Event (as defined below), the Issuer will determine whether such Potential Adjustment Event has a dilutive or concentrative or other effect on the theoretical value of the Underlying Stock and, if so, will (i) make the corresponding adjustment, if any, to any one or more of the Conditions as the Issuer determines appropriate to account for that dilutive or concentrative or other effect, and (ii) determine the effective date of that adjustment. The Issuer may, but need not, determine the appropriate adjustment by reference to the adjustment in respect of such Potential Adjustment Event made by an exchange on which options or futures contracts on the Underlying Stock are traded.
- (b) *Definitions.* "*Potential Adjustment Event*" means any of the following:
 - (i) a subdivision, consolidation, reclassification or other restructuring of the Underlying Stock (excluding a Merger Event) or a free distribution or dividend of any such Underlying Stock to existing holders by way of bonus, capitalisation or similar issue;

- (ii) a distribution or dividend to existing holders of the Underlying Stock of (1) such Underlying Stock, or (2) other share capital or securities granting the right to payment of dividends and/or the proceeds of liquidation of the Company equally or proportionately with such payments to holders of such Underlying Stock, or (3) share capital or other securities of another issuer acquired by the Company as a result of a “spin-off” or other similar transaction, or (4) any other type of securities, rights or warrants or other assets, in any case for payment (in cash or otherwise) at less than the prevailing market price as determined by the Issuer;
 - (iii) an extraordinary dividend;
 - (iv) a call by the Company in respect of the Underlying Stock that is not fully paid;
 - (v) a repurchase by the Company of the Underlying Stock whether out of profits or capital and whether the consideration for such repurchase is cash, securities or otherwise;
 - (vi) with respect to a Company an event that results in any shareholder rights pursuant to a shareholder rights agreement or other plan or arrangement of the type commonly referred to as a “poison pill” being distributed, or becoming separated from shares of common stock or other shares of the capital stock of such Company (provided that any adjustment effected as a result of such an event shall be readjusted upon any redemption of such rights); or
 - (vii) any other event that may have, in the opinion of the Issuer, a dilutive or concentrative or other effect on the theoretical value of the Underlying Stock.
- (c) *Merger Event, Tender Offer, Nationalisation and Insolvency.* If a Merger Event, Tender Offer, Nationalisation or Insolvency occurs in relation to the Underlying Stock, the Issuer may take any action described below:
- (i) determine the appropriate adjustment, if any, to be made to any one or more of the Conditions to account for the Merger Event, Tender Offer, Nationalisation or Insolvency, as the case may be, and determine the effective date of that adjustment. The Issuer may, but need not, determine the appropriate adjustment by reference to the adjustment in respect of the Merger Event, Tender Offer, Nationalisation or Insolvency made by an options exchange to options on the Underlying Stock traded on that options exchange;
 - (ii) cancel the Certificates by giving notice to the Certificate Holders in accordance with Condition 9. If the Certificates are so cancelled, the Issuer will pay an amount to each Certificate Holder in respect of each Certificate held by such Certificate Holder which amount shall be the fair market value of a Certificate taking into account the Merger Event, Tender Offer, Nationalisation or Insolvency, as the case may be, less the cost to the Issuer and/or any of its affiliates of unwinding any underlying related hedging arrangements, all as determined by the Issuer in its reasonable discretion. Payment will be made in such manner as shall be notified to the Certificate Holders in accordance with Condition 9; or
 - (iii) following any adjustment to the settlement terms of options on the Underlying Stock on such exchange(s) or trading system(s) or quotation system(s) as the Issuer in its reasonable discretion shall select (the “**Option Reference Source**”)

make a corresponding adjustment to any one or more of the Conditions, which adjustment will be effective as of the date determined by the Issuer to be the effective date of the corresponding adjustment made by the Option Reference Source. If options on the Underlying Stock are not traded on the Option Reference Source, the Issuer will make such adjustment, if any, to any one or more of the Conditions as the Issuer determines appropriate, with reference to the rules and precedents (if any) set by the Option Reference Source, to account for the Merger Event, Tender Offer, Nationalisation or Insolvency, as the case may be, that in the determination of the Issuer would have given rise to an adjustment by the Option Reference Source if such options were so traded.

Once the Issuer determines that its proposed course of action in connection with a Merger Event, Tender Offer, Nationalisation or Insolvency, it shall give notice to the Certificate Holders in accordance with Condition 9 stating the occurrence of the Merger Event, Tender Offer, Nationalisation or Insolvency, as the case may be, giving details thereof and the action proposed to be taken in relation thereto. Certificate Holders should be aware that due to the nature of such events, the Issuer will not make an immediate determination of its proposed course of action or adjustment upon the announcement or occurrence of a Merger Event, Tender Offer, Nationalisation or Insolvency.

- (d) *Definitions.* “**Insolvency**” means that by reason of the voluntary or involuntary liquidation, bankruptcy, insolvency, dissolution or winding-up of or any analogous proceeding affecting a Company (i) all the Underlying Stock of that Company is required to be transferred to a trustee, liquidator or other similar official or (ii) holders of the Underlying Stock of that Company become legally prohibited from transferring them. “**Merger Date**” means the closing date of a Merger Event or, where a closing date cannot be determined under the local law applicable to such Merger Event, such other date as determined by the Issuer. “**Merger Event**” means, in respect of the Underlying Stock, any (i) reclassification or change of such Underlying Stock that results in a transfer of or an irrevocable commitment to transfer all of such Underlying Stock outstanding to another entity or person, (ii) consolidation, amalgamation, merger or binding share exchange of a Company with or into another entity or person (other than a consolidation, amalgamation, merger or binding share exchange in which such Company is the continuing entity and which does not result in reclassification or change of all of such Underlying Stock outstanding), (iii) takeover offer, exchange offer, solicitation, proposal or other event by any entity or person to purchase or otherwise obtain 100 per cent. of the outstanding Underlying Stock of the Company that results in a transfer of or an irrevocable commitment to transfer all such Underlying Stock (other than such Underlying Stock owned or controlled by such other entity or person), or (iv) consolidation, amalgamation, merger or binding share exchange of the Company or its subsidiaries with or into another entity in which the Company is the continuing entity and which does not result in a reclassification or change of all such Underlying Stock outstanding but results in the outstanding Underlying Stock (other than Underlying Stock owned or controlled by such other entity) immediately prior to such event collectively representing less than 50 per cent. of the outstanding Underlying Stock immediately following such event, in each case if the Merger Date is on or before the Valuation Date. “**Nationalisation**” means that all the Underlying Stock or all or substantially all of the assets of a Company are nationalised, expropriated or are otherwise required to be transferred to any governmental agency, authority, entity or instrumentality thereof. “**Tender Offer**” means a takeover offer, tender offer, exchange offer, solicitation, proposal or other event by any entity or person that results in such entity or person purchasing, or otherwise obtaining or having the right to obtain, by conversion or other means, greater than 10 per cent. and less than 100 per cent. of the outstanding voting shares

of the Company, as determined by the Issuer, based upon the making of filings with governmental or self-regulatory agencies or such other information as the Issuer deems relevant.

- (e) *Subdivision or Consolidation of the Certificates.* The Issuer reserves the right to subdivide or consolidate the Certificates, provided that such adjustment is considered by the Issuer not to be materially prejudicial to the Certificate Holders generally (without considering the circumstances of any individual Certificate Holder or the tax or other consequences of such adjustment or amendment in any particular jurisdiction).
- (f) *Other Adjustments.* Except as provided in this Condition 6 and Conditions 10 and 12, adjustments will not be made in any other circumstances, subject to the right reserved by the Issuer (such right to be exercised in the Issuer's sole and unfettered discretion and without any obligation whatsoever) to make such adjustments and amendments as it believes appropriate in circumstances where an event or events (including the events as contemplated in Conditions 6(a) to 6(e)) occur which it believes in its sole discretion (and notwithstanding any prior adjustment made pursuant to the above) and irrespective of, in substitution for, or in addition to the provisions contemplated in Conditions 6(a) to 6(e) should, in the context of the issue of the Certificates and the obligations of the Issuer, give rise to such adjustment or as the case may be, amendment provided that such adjustment or as the case may be, amendment is considered by the Issuer not to be materially prejudicial to the Certificate Holders generally (without considering the circumstances of any individual Certificate Holder or the tax or other consequences of such adjustment or amendment in any particular jurisdiction).
- (g) *Notice of Adjustments.* All determinations made by the Issuer pursuant hereto will be conclusive and binding on the Certificate Holders. The Issuer will give, or procure that there is given notice as soon as practicable of any adjustment and of the date from which such adjustment is effective in accordance with Condition 9. For the avoidance of doubt, no notice will be given if the Issuer determines that adjustments will not be made.

7. Purchases

The Issuer or its related corporations may at any time purchase Certificates at any price in the open market or by tender or by private treaty. Any Certificates so purchased may be held or resold or surrendered for cancellation.

8. Meetings of Certificate Holders; Modification

- (a) *Meetings of Certificate Holders.* The Master Warrant Agent Agreement or Warrant Agent Agreement contains provisions for convening meetings of the Certificate Holders to consider any matter affecting their interests, including the sanctioning by Extraordinary Resolution (as defined in the Master Warrant Agent Agreement or Warrant Agent Agreement) of a modification of the provisions of the Certificates or of the Master Warrant Agent Agreement or Warrant Agent Agreement.

At least 21 days' notice (exclusive of the day on which the notice is given and of the day on which the meeting is held) specifying the date, time and place of the meeting shall be given to the Certificate Holders.

Such a meeting may be convened by the Issuer or by Certificate Holders holding not less than ten per cent. of the Certificates for the time being remaining unexercised.

The quorum at any such meeting for passing an Extraordinary Resolution will be two or more persons holding or representing not less than 25 per cent. of the Certificates for the time being remaining unexercised, or at any adjourned meeting two or more persons being or representing Certificate Holders whatever the number of Certificates so held or represented.

A resolution will be an Extraordinary Resolution when it has been passed at a duly convened meeting by not less than three-quarters of the votes cast by such Certificate Holders who, being entitled to do so, vote in person or by proxy.

An Extraordinary Resolution passed at any meeting of the Certificate Holders shall be binding on all the Certificate Holders whether or not they are present at the meeting. Resolutions can be passed in writing if passed unanimously.

- (b) *Modification.* The Issuer may, without the consent of the Certificate Holders, effect (i) any modification of the provisions of the Certificates or the Instrument which is not materially prejudicial to the interests of the Certificate Holders or (ii) any modification of the provisions of the Certificates or the Instrument which is of a formal, minor or technical nature, which is made to correct an obvious error or which is necessary in order to comply with mandatory provisions of Singapore law. Any such modification shall be binding on the Certificate Holders and shall be notified to them by the Warrant Agent before the date such modification becomes effective or as soon as practicable thereafter in accordance with Condition 9.

9. Notices

- (a) *Documents.* All cheques and other documents required or permitted by these Conditions to be sent to a Certificate Holder or to which a Certificate Holder is entitled or which the Issuer shall have agreed to deliver to a Certificate Holder may be delivered by hand or sent by post addressed to the Certificate Holder at his address appearing in the records maintained by CDP or, in the case of joint Certificate Holders, addressed to the joint holder first named at his address appearing in the records maintained by CDP, and airmail post shall be used if that address is not in Singapore. All documents delivered or sent in accordance with this paragraph shall be delivered or sent at the risk of the relevant Certificate Holder.
- (b) *Notices.* All notices to Certificate Holders will be validly given if published in English on the website of the SGX-ST. Such notices shall be deemed to have been given on the date of the first such publication. If publication on the website of the SGX-ST is not practicable, notice will be given in such other manner as the Issuer may determine. The Issuer shall, at least one month prior to the expiry of any Certificate, give notice of the date of expiry of such Certificate in the manner prescribed above.

10. Liquidation

In the event of a liquidation or dissolution of the Company or the appointment of a liquidator (including a provisional liquidator) or receiver or judicial manager or trustee or administrator or analogous person under Singapore or other applicable law in respect of the whole or substantially the whole of its undertaking, property or assets, all unexercised Certificates will lapse and shall cease to be valid for any purpose, in the case of voluntary liquidation, on the effective date of the relevant resolution and, in the case of an involuntary liquidation or dissolution, on the date of the relevant court order or, in the case of the appointment of a liquidator (including a provisional liquidator) or receiver or judicial manager or trustee or administrator or analogous person under Singapore or other applicable law in respect of the whole or substantially the whole of its undertaking, property or assets, on the date when such appointment is effective but subject (in any such case) to any contrary mandatory

requirement of law. In the event of the voluntary liquidation of the Company, the Issuer shall make such adjustments or amendments as it reasonably believes are appropriate in the circumstances.

11. Further Issues

The Issuer shall be at liberty from time to time, without the consent of the Certificate Holders, to create and issue further certificates so as to form a single series with the Certificates.

12. Delisting

- (a) *Delisting.* If at any time, the Underlying Stock ceases to be listed on the Relevant Stock Exchange, the Issuer shall give effect to these Conditions in such manner and make such adjustments and amendments to the rights attaching to the Certificates as it shall, in its absolute discretion, consider appropriate to ensure, so far as it is reasonably able to do so, that the interests of the Certificate Holders generally are not materially prejudiced as a consequence of such delisting (without considering the individual circumstances of any Certificate Holder or the tax or other consequences that may result in any particular jurisdiction).
- (b) *Issuer's Determination.* The Issuer shall determine, in its absolute discretion, any adjustment or amendment and its determination shall be conclusive and binding on the Certificate Holders save in the case of manifest error. Notice of any adjustments or amendments shall be given to the Certificate Holders in accordance with Condition 9 as soon as practicable after they are determined.

13. Early Termination

- (a) *Early Termination for Illegality etc.* The Issuer shall have the right to terminate the Certificates if it shall have determined in its absolute discretion that a Regulatory Event (as defined below) has occurred and, for reasons beyond its control its performance thereunder shall have become unlawful in whole or in part under any applicable present or future law, rule, regulation, judgment, order or directive of any governmental, administrative, legislative or judicial authority or power ("**Applicable Law**").

For the purposes of this Condition:

"**Regulatory Event**" means, following the occurrence of a Change in Law (as defined below) with respect to the Issuer and/or any of its affiliates involved in the issue of the Certificates (hereafter the "**Relevant Affiliates**" and each of the Issuer and the Relevant Affiliates, a "**Relevant Entity**") that, after the Certificates have been issued, (i) any Relevant Entity would incur a materially increased (as compared with circumstances existing prior to such event) amount of tax, duty, liability, penalty, expense, fee, cost or regulatory capital charge however defined or collateral requirements for performing its obligations under the Certificates or hedging the Issuer's obligations under the Certificates, including, without limitation, due to clearing requirements of, or the absence of, clearing of the transactions entered into in connection with the issue of, or hedging the Issuer's obligation under, the Certificates, (ii) it is or will become for any Relevant Entity impracticable, impossible (in each case, after using commercially reasonable efforts), unlawful, illegal or otherwise prohibited or contrary, in whole or in part, under any law, regulation, rule, judgment, order or directive of any governmental, administrative or judicial authority, or power, applicable to such Relevant Entity (a) to hold, acquire, issue, reissue, substitute, maintain, settle, or as the case may be, guarantee, the Certificates, (b) to acquire, hold, sponsor or dispose of any asset(s) (or any interest thereof) of any other transaction(s) such Relevant Entity may use in connection with the issue of the Certificates or to hedge the Issuer's obligations under the Certificates, (c) to perform

obligations in connection with, the Certificates or any contractual arrangement entered into between the Issuer and any Relevant Affiliate (including without limitation to hedge the Issuer's obligations under the Certificates) or (d) to hold, acquire, maintain, increase, substitute or redeem all or a substantial part of its direct or indirect shareholding in the Issuer's capital or the capital of any Relevant Affiliate or to directly or indirectly sponsor the Issuer or any Relevant Affiliate, or (iii) there is or may be a material adverse effect on a Relevant Entity in connection with the issue of the Certificates.

"Change in Law" means (i) the adoption, enactment, promulgation, execution or ratification of any applicable new law, regulation or rule (including, without limitation, any applicable tax law, regulation or rule) after the Certificates have been issued, (ii) the implementation or application of any applicable law, regulation or rule (including, without limitation, any applicable tax law, regulation or rule) already in force when the Certificates have been issued but in respect of which the manner of its implementation or application was not known or unclear at the time, or (iii) the change of any applicable law, regulation or rule existing when the Certificates are issued, or the change in the interpretation or application or practice relating thereto, existing when the Certificates are issued of any applicable law, regulation or rule, by any competent court, tribunal, regulatory authority or any other entity exercising executive, legislative, judicial, taxing, regulatory or administrative powers or functions of or pertaining to government (including any additional or alternative court, tribunal, authority or entity, to that existing when the Certificates are issued).

- (b) *Early Termination for other reasons.* The Issuer reserves the right (such right to be exercised in the Issuer's sole and unfettered discretion and without any obligation whatsoever) to terminate the Certificates in accordance with Condition 13(c) where an event or events occur which it believes in its sole discretion should, in the context of the issue of the Certificates and the obligations of the Issuer, give rise to such termination provided that such termination is considered by the Issuer not to be materially prejudicial to the interests of Certificate Holders generally (without considering the circumstances of any individual Certificate Holder or the tax or other consequences of such termination in any particular jurisdiction).
- (c) *Termination.* If the Issuer terminates the Certificates early, then the Issuer will give notice to the Certificate Holders in accordance with Condition 9. The Issuer will, if and to the extent permitted by the Applicable Law, pay to each Certificate Holder in respect of each Certificate held by such Certificate Holder an amount calculated by it as the fair market value of the Certificate immediately prior to such termination (ignoring such illegality) less the cost to the Issuer of unwinding any related hedging arrangements. Payment will be made to the Certificate Holder in such manner as shall be notified to the Certificate Holder in accordance with Condition 9.

14. Governing Law

The Certificates, the Instrument and the Master Warrant Agent Agreement or Warrant Agent Agreement will be governed by and construed in accordance with Singapore law. The Issuer and each Certificate Holder (by its purchase of the Certificates) shall be deemed to have submitted for all purposes in connection with the Certificates, the Instrument and the Master Warrant Agent Agreement or Warrant Agent Agreement to the non-exclusive jurisdiction of the courts of Singapore.

15. Prescription

Claims against the Issuer for payment of any amount in respect of the Certificates will become void unless made within six years of the Expiry Date and, thereafter, any sums payable in respect of such Certificates shall be forfeited and shall revert to the Issuer.

16. Contracts (Rights of Third Parties) Act, Chapter 53B of Singapore

Unless otherwise expressly provided in the Global Warrant, the Instrument and the Master Warrant Agent Agreement or Warrant Agent Agreement, a person who is not a party to any contracts made pursuant to the Global Warrant, the Instrument and the Master Warrant Agent Agreement or Warrant Agent Agreement has no rights under the Contracts (Rights of Third Parties) Act, Chapter 53B of Singapore to enforce any terms of such contracts. Except as expressly provided herein, the consent of any third party is not required for any subsequent agreement by the parties hereto to amend or vary (including any release or compromise of any liability) or terminate such contracts.

SUMMARY OF THE ISSUE

The following is a summary of the issue and should be read in conjunction with, and is qualified by reference to, the other information set out in this document and the Base Listing Document. Terms used in this Summary are defined in the Conditions.

Issuer:	UBS AG acting through its London Branch
Company:	China Mobile Limited
The Certificates:	European Style Cash Settled Long Certificates relating to the Underlying Stock
Number:	12,000,000 Certificates
Form:	The Certificates will be issued subject to, and with the benefit of, a master instrument by way of deed poll dated 7 January 2022 (the “ Master Instrument ”) and executed by the Issuer and a master warrant agent agreement dated 27 February 2008 (the “ Master Warrant Agent Agreement ”) and made between the Issuer and the Warrant Agent.
Cash Settlement Amount:	In respect of each Certificate, is the amount (if positive) equal to: Notional Amount per Certificate x Closing Level
Denominations:	Certificates are represented by a global warrant in respect of all the Certificates.
Exercise:	The Certificates may only be exercised on the Expiry Date or if the Expiry Date is not a Business Day, the immediately preceding Business Day, in a Board Lot or integral multiples thereof. Certificate Holders will not be required to deliver an exercise notice. If the Cash Settlement Amount (less any Exercise Expenses) is positive, all Certificates will be deemed to have been automatically exercised at 5:00 p.m. (Singapore time) on the Expiry Date or if the Expiry Date is not a Business Day, the immediately preceding Business Day. The Cash Settlement Amount less the Exercise Expenses in respect of the Certificates shall be paid in the manner set out in Condition 4(c) of the Conditions. In the event the Cash Settlement Amount (less any Exercise Expenses) is zero, all Certificates shall be deemed to have expired at 5:00 p.m. (Singapore time) on the Expiry Date or if the Expiry Date is not a Business Day, the immediately preceding Business Day, and Certificate Holders shall not be entitled to receive any payment from the Issuer in respect of the Certificates.
Exercise and Trading Currency:	SGD
Board Lot:	100 Certificates

- Transfers of Certificates:** Certificates may only be transferred in Board Lots (or integral multiples thereof). All transfers in Certificates, in the open market or otherwise, must be effected through a securities account with CDP. Title will pass upon registration of the transfer in the records of CDP.
- Listing:** Application has been made to the SGX-ST for permission to deal in and for quotation of the Certificates and the SGX-ST has agreed in principle to grant permission to deal in and for quotation of the Certificates. Issue of the Certificates is conditional on such listing being granted. It is expected that dealings in the Certificates on the SGX-ST will commence on or about 21 April 2022.
- Governing Law:** The laws of Singapore
- Warrant Agent:** The Central Depository (Pte) Limited
11 North Buona Vista Drive
#06-07 The Metropolis Tower 2
Singapore 138589
- Further Issues:** Further issues which will form a single series with the Certificates will be permitted.

The above summary is qualified in its entirety by reference to the detailed information appearing elsewhere in this document and the Base Listing Document.

**INFORMATION RELATING TO
THE EUROPEAN STYLE CASH SETTLED LONG CERTIFICATES ON SINGLE EQUITIES**

What are European Style Cash Settled Long Certificates on Single Equities?

European style cash settled long certificates on single equities (the “**Certificates**”) are structured products relating to the Underlying Stock and the return on a Certificate is linked to the performance of the Leverage Strategy.

A) Cash Settlement Amount Payable upon the Exercise of the Certificates at Expiry

Upon the exercise of the Certificates at expiry, the Certificate Holders would be paid a Cash Settlement Amount in respect of each Certificate.

The Cash Settlement Amount, in respect of each Certificate, shall be an amount payable in the Settlement Currency equal to the Closing Level multiplied by the Notional Amount per Certificate.

The Closing Level, in respect of each Certificate, shall be an amount payable in the Settlement Currency equal to (1) divided by (2) less (3) subject to any adjustments such as (4), where:

- (1) is the Final Reference Level multiplied by the Final Exchange Rate;
- (2) is the Initial Reference Level multiplied by the Initial Exchange Rate;
- (3) is the Strike Level; and
- (4) is the Hedging Fee Factor.

If the Cash Settlement Amount (less any Exercise Expenses) is positive, all Certificates shall be deemed to have been automatically exercised and investors will receive a Cash Settlement Amount. If the Cash Settlement Amount (less any Exercise Expenses) is zero, all Certificates shall be deemed to have expired. Please refer to the section headed “Terms and Conditions of the European Style Cash Settled Long/Short Certificates on Single Equities” for further details on the calculation of the Cash Settlement Amount.

The Certificates are only suitable for investors who believe that the price of the Underlying Stock will increase and are seeking short-term leveraged exposure to the Underlying Stock.

B) Trading the Certificates before Expiry

If the Certificate Holders want to cash out their investments in the Certificates before the expiry of the Certificates, they may sell the Certificates in the secondary market during the life of the Certificates, and would be subject to the following fees and charges:

- (i) For Certificate Holders who trade the Certificates intraday: shall pay normal transaction and brokerage fees for the trading of the Certificates on the SGX-ST, and may be required to pay stamp taxes or other documentary charges in accordance with the laws and practices of the country where the Certificates are transferred; and
- (ii) For Certificate Holders who hold the Certificates overnight: in addition to the normal transaction and brokerage fees and applicable stamp taxes, would also be required to bear the Management Fee and Gap Premium as well as certain costs embedded within the Leverage Strategy including the Funding Cost and the Rebalancing Cost.

Illustration of the Calculation of Hedging Fee Factor

Hedging Fee Factor	=	Product of the Daily Fees
--------------------	---	---------------------------

Daily Fees	=	Daily Management Fee Adjustment
		1 – Management Fee x ACT (t-1;t) / 360
		x
		Daily Gap Premium Adjustment
		1 – Gap Premium (t-1) x ACT (t-1;t) / 360

Illustration of the Calculation of Cash Settlement Amount

Cash Settlement Amount = Final Value of Certificates – Strike Level (zero)

Value of Certificates	=	t ⁷ =0	x	t=1	x	t=2	x ...	t=i
		Notional Amount		Leverage Strategy daily performance ⁸ x Daily Fees		Leverage Strategy daily performance x Daily Fees		Leverage Strategy Daily performance x Daily Fees

Value of Certificates	=	t=0	x	Product of the daily Leverage Strategy Performance	x	Product of the Daily Fees (Hedging Fee Factor)
		Notional Amount		Leverage Strategy daily performance x Leverage Strategy daily performance		Daily Fees x Daily Fees

Final Value of Certificates	=	t=0	x	Final Reference Level x Final Exchange Rate	÷	Initial Reference Level x Initial Exchange Rate	x	Hedging Fee Factor
		Notional Amount						

Illustration of the applicable fees and charges for an intraday trading scenario

Hedging Fee is implemented overnight in the price of the Certificate. As a consequence, when trading intraday, investors will not bear any Hedging Fee.

Investors will only support bid/ask costs, which are the difference between the price at which the Designated Market Maker purchases (bid) and sells (ask) the Certificate at any point of time.

⁷ “t” refers to “**Observation Date**” which means each Underlying Stock Business Day (subject to Market Disruption Event) from (and including) the Underlying Stock Business Day immediately preceding the Expected Listing Date to the Valuation Date.

⁸ Leverage Strategy daily performance is computed as the Leverage Strategy Level on Business Day (t) divided by the Leverage Strategy Level on Business Day (t-1).

Example of Calculation of Hedging Fee Factor and Cash Settlement Amount

The example is purely hypothetical. We include the example to illustrate how the Certificates work, and you MUST NOT rely on them as any indication of the actual return or what the payout on the Certificates might actually be. The example also assumes a product which expires 16 days after listing date, to illustrate the daily calculation of price, costs and fees from listing date to expiry date.

Assuming an investor purchases the following Certificates at the Issue Price:

Underlying Stock:	Ordinary shares of China Mobile Limited
Expected Listing Date:	01/02/2021
Expiry Date:	16/02/2021
Initial Reference Level:	1,000
Initial Exchange Rate:	1
Final Reference Level:	1,200
Final Exchange Rate:	1
Issue Price:	0.55 SGD
Notional Amount per Certificate:	0.55 SGD
Management Fee (p.a.):	0.40%
Gap Premium (p.a.):	4.60%
Strike Level:	Zero

Hedging Fee Factor

Hedging Fee Factor on the n^{th} Underlying Stock Business Day after issuance of Certificate ("HFF (n)") is calculated as follows:

$$\text{HFF}(0) = 100\%$$

On Next Calendar Day (assuming it is an Underlying Stock Business Day):

$$\text{HFF}(1) = \text{HFF}(0) \times \left(1 - \text{Management Fee} \times \frac{\text{ACT}(t-1; t)}{360}\right) \times \left(1 - \text{Gap Premium} \times \frac{\text{ACT}(t-1; t)}{360}\right)$$

$$\text{HFF}(1) = 100\% \times \left(1 - 0.40\% \times \frac{1}{360}\right) \times \left(1 - 4.60\% \times \frac{1}{360}\right)$$

$$\text{HFF}(1) = 100\% \times 99.9989\% \times 99.9872\% \approx 99.9861\%$$

Assuming 2nd Underlying Stock Business Day falls 3 Calendar Days after 1st Underlying Stock Business Day:

$$\text{HFF (2)} = \text{HFF (1)} \times \left(1 - \text{Management Fee} \times \frac{\text{ACT}(t-1; t)}{360}\right) \times \left(1 - \text{Gap Premium} \times \frac{\text{ACT}(t-1; t)}{360}\right)$$

$$\text{HFF (2)} = 99.9861\% \times \left(1 - 0.40\% \times \frac{3}{360}\right) \times \left(1 - 4.60\% \times \frac{3}{360}\right)$$

$$\text{HFF (2)} = 99.9861\% \times 99.9967\% \times 99.9617\% \approx 99.9445\%$$

The same principle applies to the following Underlying Stock Business Days:

$$\text{HFF (n)} = \text{HFF (n-1)} \times \left(1 - \text{Management Fee} \times \frac{\text{ACT}(t-1; t)}{360}\right) \times \left(1 - \text{Gap Premium} \times \frac{\text{ACT}(t-1; t)}{360}\right)$$

In this example, the Hedging Fee Factor as of the Valuation Date would be equal to 99.7919% as illustrated below:

Date	HFF
2/1/2021	100.0000%
2/2/2021	99.9861%
2/3/2021	99.9722%
2/4/2021	99.9583%
2/5/2021	99.9445%
2/8/2021	99.9028%
2/9/2021	99.8889%
2/10/2021	99.8751%
2/11/2021	99.8612%
2/12/2021	99.8473%
2/15/2021	99.8057%
2/16/2021	99.7919%

Cash Settlement Amount

In this example, the Closing Level and the Cash Settlement Amount would be computed as follows:

Closing Level = [(Final Reference Level x Final Exchange Rate) / (Initial Reference Level x Initial Exchange Rate) – Strike Level] x Hedging Fee Factor

$$= [(1200 \times 1) / (1000 \times 1) - 0] \times 99.7919\%$$

$$= 119.75\%$$

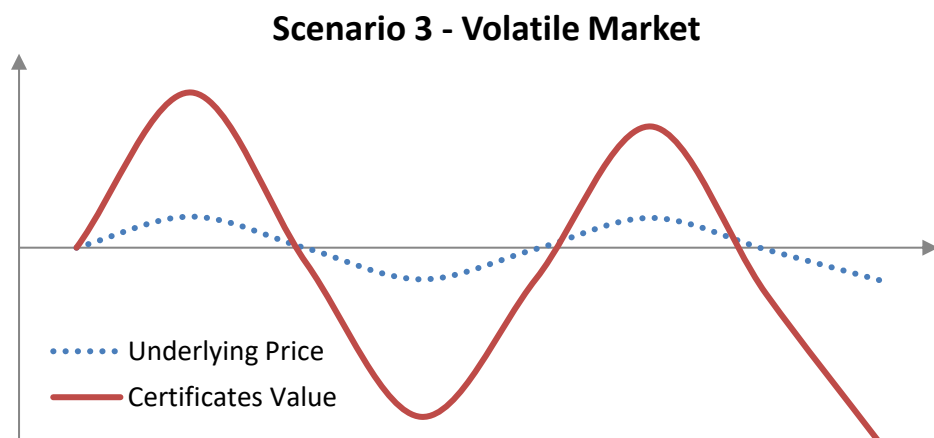
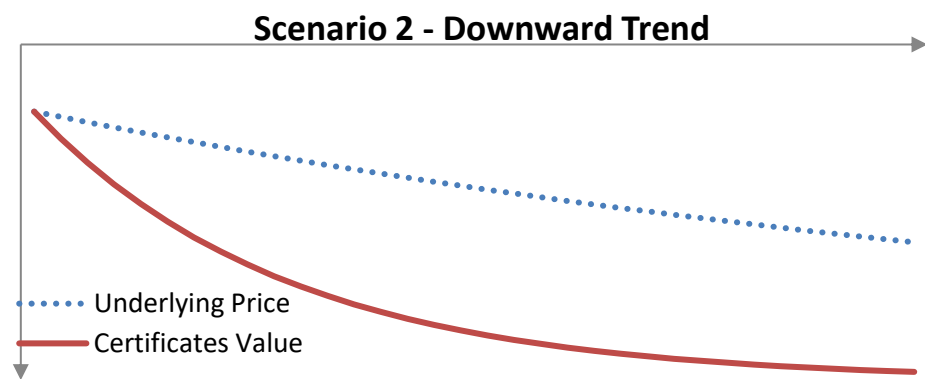
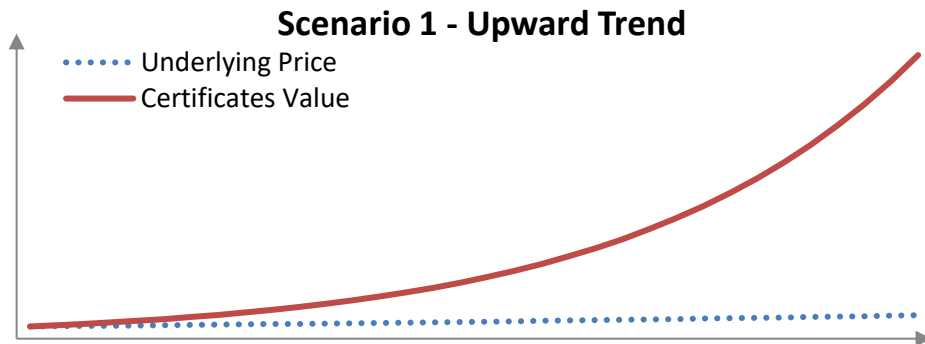
Cash Settlement Amount = Closing Level x Notional Amount per Certificate

$$= 119.75\% \times 0.55 \text{ SGD}$$

$$= 0.659 \text{ SGD}$$

Illustration on how returns and losses can occur under different scenarios

The examples are purely hypothetical and do not take fees and charges payable by investors into consideration. The examples highlight the effect of the Underlying Stock performance on the value of the Certificates and do not take into account the possible influence of fees, exchange rates, dividends, or any other market parameters.

1. Illustrative examples

2. Numerical Examples

Scenario 1 – Upward Trend

Underlying						
	Day 0	Day 1	Day 2	Day 3	Day 4	Day 5
Daily Return		2.00%	2.00%	2.00%	2.00%	2.00%
Value at end of day	10,000.00	10,200.00	10,404.00	10,612.08	10,824.32	11,040.81
Accumulated Return		2.00%	4.04%	6.12%	8.24%	10.41%

Value of the Certificates						
	Day 0	Day 1	Day 2	Day 3	Day 4	Day 5
Daily Return		10.00%	10.00%	10.00%	10.00%	10.00%
Price at end of day	0.55	0.61	0.67	0.73	0.81	0.89
Accumulated Return		10.00%	21.00%	33.10%	46.41%	61.05%

Scenario 2 – Downward Trend

Underlying						
	Day 0	Day 1	Day 2	Day 3	Day 4	Day 5
Daily Return		-2.00%	-2.00%	-2.00%	-2.00%	-2.00%
Value at end of day	10,000.00	9,800.00	9,604.00	9,411.92	9,223.68	9,039.21
Accumulated Return		-2.00%	-3.96%	-5.88%	-7.76%	-9.61%

Value of the Certificates						
	Day 0	Day 1	Day 2	Day 3	Day 4	Day 5
Daily Return		-10.00%	-10.00%	-10.00%	-10.00%	-10.00%
Price at end of day	0.55	0.50	0.45	0.40	0.36	0.32
Accumulated Return		-10.00%	-19.00%	-27.10%	-34.39%	-40.95%

Scenario 3 – Volatile Market

Underlying						
	Day 0	Day 1	Day 2	Day 3	Day 4	Day 5
Daily Return		2.00%	-2.00%	-2.00%	2.00%	2.00%
Value at end of day	10,000.00	10,200.00	9,996.00	9,796.08	9,992.00	10,191.84
Accumulated Return		2.00%	-0.04%	-2.04%	-0.08%	1.92%

Value of the Certificates						
	Day 0	Day 1	Day 2	Day 3	Day 4	Day 5
Daily Return		10.00%	-10.00%	-10.00%	10.00%	10.00%
Price at end of day	0.55	0.61	0.54	0.49	0.54	0.59
Accumulated Return		10.00%	-1.00%	-10.90%	-1.99%	7.81%

Description of Air Bag Mechanism

The Certificates integrate an “Air Bag Mechanism” which is designed to reduce exposure to the Underlying Stock during extreme market conditions.

In accordance with the Air Bag Mechanism timeline below, when the Air Bag triggers, the following typically occurs:

- Observation Period: the price of the Underlying Stock is observed and its minimum price is recorded (i) during 15 minutes of continuous trading after the Air Bag is triggered, or (ii) until Market Close if there is 15 minutes (or less) of continuous trading until Market Close when the Air Bag is triggered; and
- Reset Period: thereafter, the Leverage Strategy is reset using the minimum price of the Underlying Stock during the Observation Period as the New Observed Price. The New Observed Price replaces the last closing price of the Underlying Stock in order to compute the performance of the Leverage Strategy.

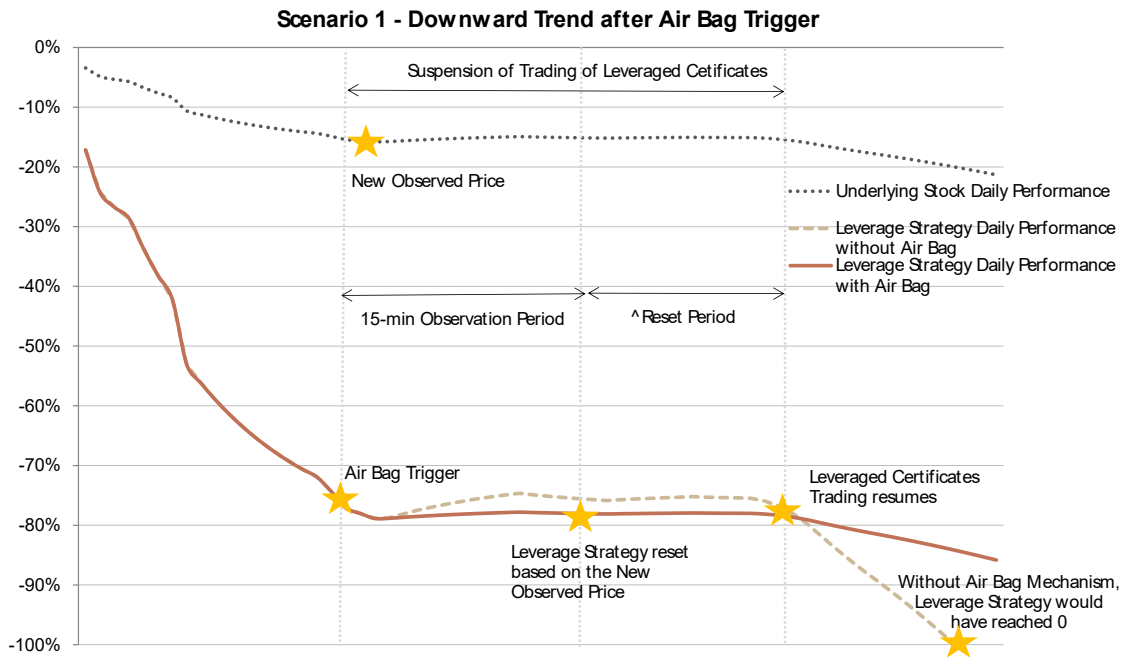
During the Observation Period and Reset Period, trading of Certificates is suspended for **at least** 30 minutes of continuous trading after the Air Bag is triggered. Investors cannot sell or purchase any Certificates during this period. The Reset Period (and consequently the resumption of trading) is subject further to SGX-ST’s requirements, including at least 30 minutes from the time of publication of an announcement on the exchange in respect of the Air Bag Mechanism being triggered, and at least 15 minutes after the SGX-ST grants an approval to resume trading, whichever is later, rounded to the next quarter of an hour.

For the avoidance of doubt, if the Air Bag Mechanism was triggered with more than 60 minutes of continuous trading before Market Close, trading of Certificates will resume the same trading day after the Reset Period has elapsed, subject to the SGX-ST’s approval to resume trading. If the Air Bag Mechanism was triggered between 45 minutes and 60 minutes of continuous trading before Market Close, trading of Certificates may or may not resume the same trading day after the Reset Period has elapsed. If the Air Bag Mechanism was triggered with only 45 minutes (or less) of continuous trading before Market Close, trading of Certificates resumes on the next trading day.

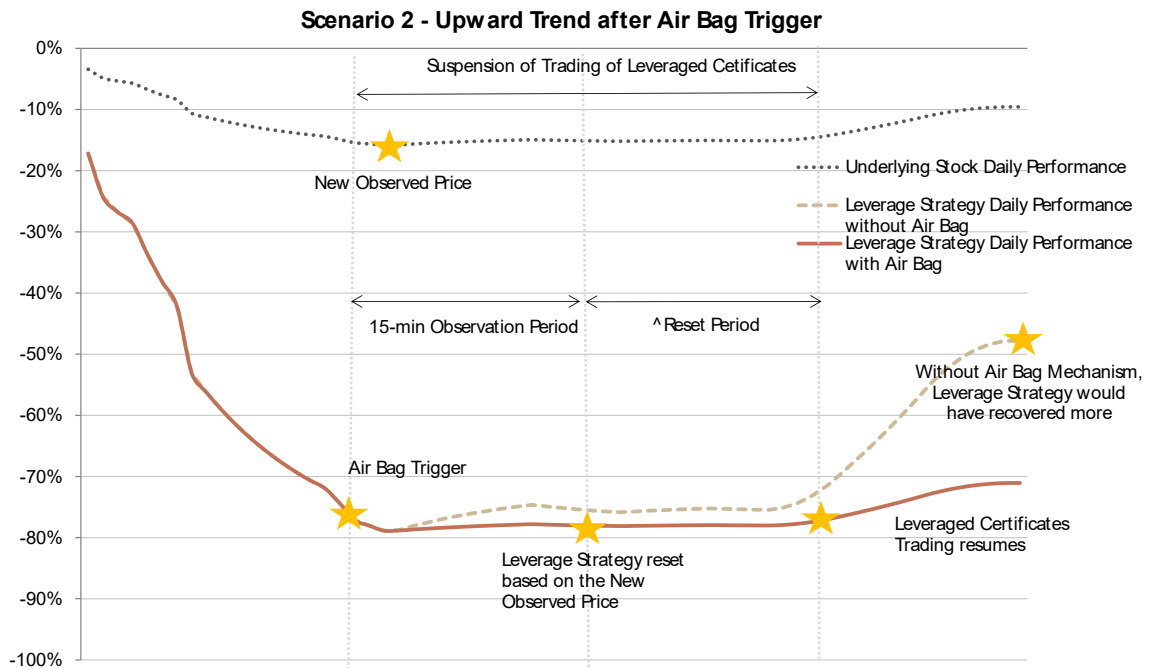
With **Market Close** defined as:

- Underlying Stock closing time with respect to the Observation Period including the closing auction session
- The sooner between Underlying Stock closing time of continuous trading and SGX-ST closing time of continuous trading with respect to the resumption of trading

Illustrative examples of the Air Bag Mechanism⁹



^ The Reset Period (and consequently the resumption of trading) is subject further to SGX-ST's requirements, including at least 30 minutes from the time of publication of an announcement on the exchange in respect of the Air Bag Mechanism being triggered, and at least 15 minutes after the SGX-ST grants an approval to resume trading, whichever is later, rounded to the next quarter of an hour.



^ The Reset Period (and consequently the resumption of trading) is subject further to SGX-ST's requirements, including at least 30 minutes from the time of publication of an announcement on the exchange in respect of the Air Bag Mechanism being triggered, and at least 15 minutes after the SGX-ST grants an approval to resume trading, whichever is later, rounded to the next quarter of an hour.

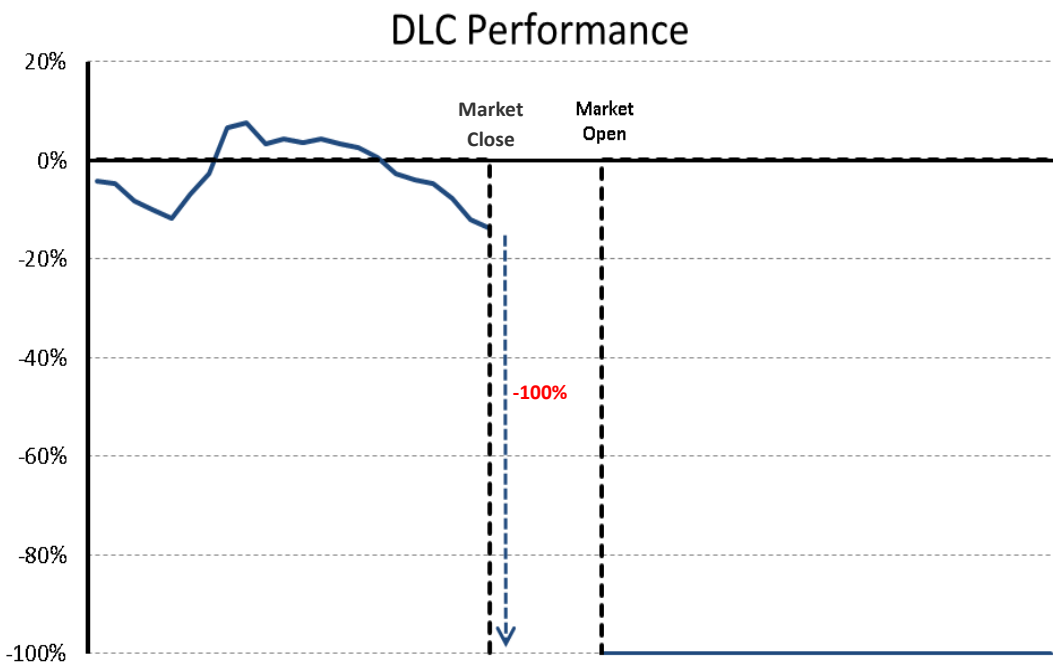
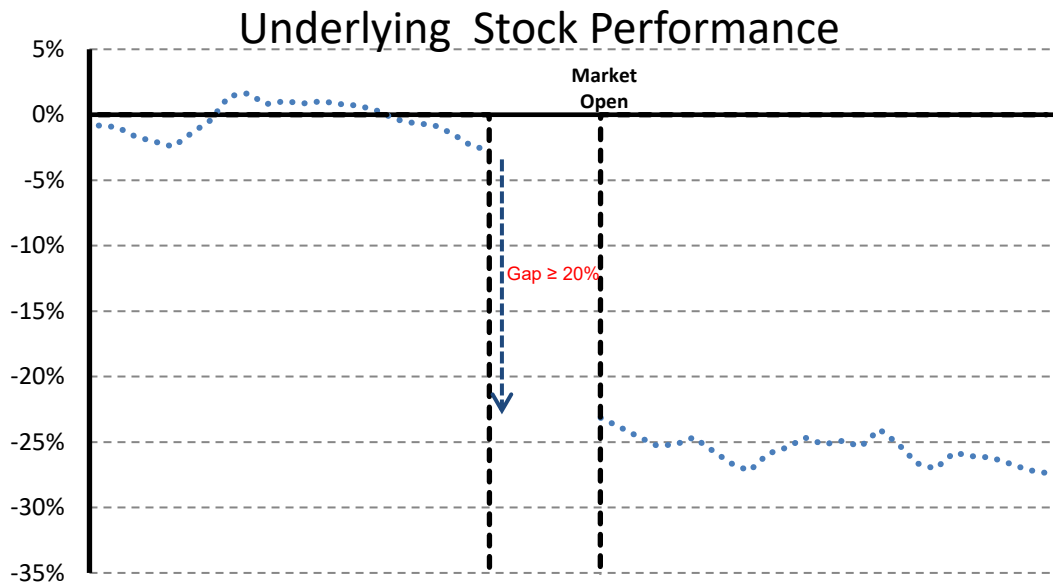
⁹ The illustrative examples are not exhaustive.

Scenarios where the investor may lose the entire value of the investment

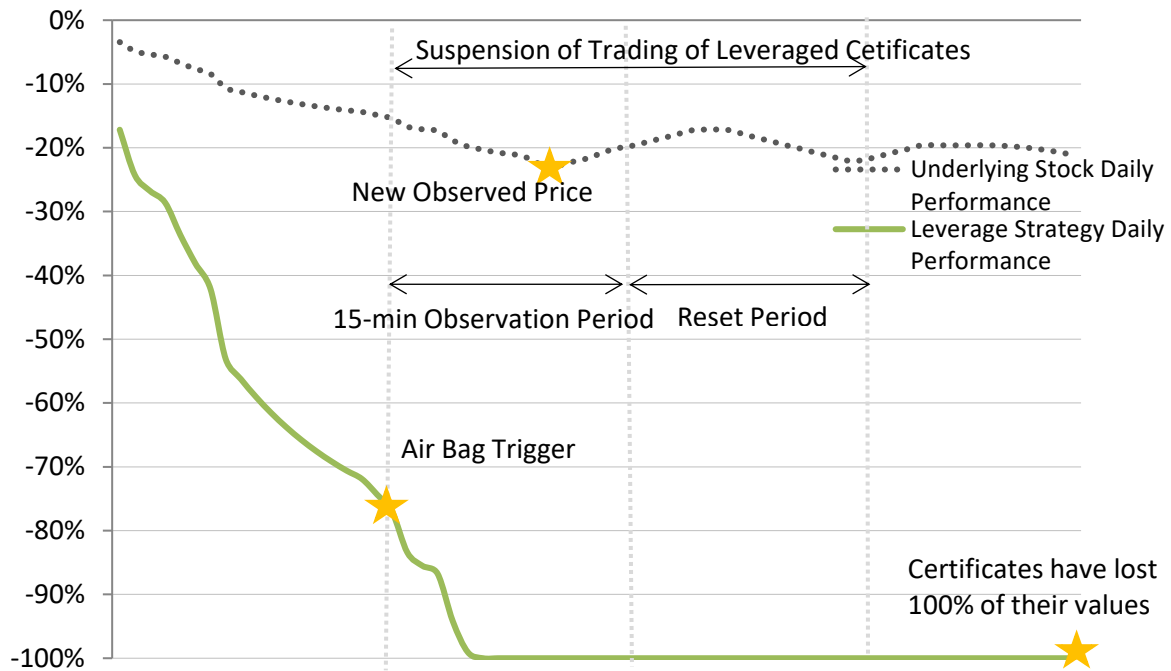
The scenarios below are purely hypothetical and do not take fees and charges payable by investors into consideration. The scenarios highlight cases where the Certificates may lose 100% of their value.

Scenario 1 – Overnight fall of the Underlying Stock

On any business day, the opening price of the Underlying Stock may be higher or lower than the closing price on the previous day. The difference between the previous closing price and the opening price of the Underlying Stock is termed a “gap”. If the opening price of the Underlying Stock is 20% or more below the previous day closing price, the Air Bag Mechanism would only be triggered when the market opens the following day, and the Certificates would lose their entire value in such event.



Although the Air Bag Mechanism is designed to reduce the exposure to the Underlying Stock during extreme market conditions, the Certificate can lose 100% of its value in the event the price of the Underlying Stock falls by 20% or more within the 15 minutes Observation Period compared to the reference price, being: (i) if air bag event has not been previously triggered on the same day, the previous closing price of the Underlying Stock, or (ii) if one or more air bag events have been previously triggered on the same day, the latest New Observed Price. The Certificates would lose their entire value in such event.



Examples and illustrations of adjustments due to certain corporate actions

The examples are purely hypothetical and do not take fees and charges payable by investors into consideration. The examples highlight the effect of corporate actions on the value of the Certificates and do not take into account the possible influence of fees, exchange rates, or any other market parameters.

In the case of any corporate action on the Underlying Stock, the Calculation Agent will, as soon as reasonably practical after it becomes aware of such event, determine whether such corporate action has a dilutive or concentrative effect on the theoretical value of the Underlying Stock, and if so, will (a) calculate the corresponding adjustment, if any, to be made to the elements relating to the Underlying Stock which are used to determine any settlement or payment terms under the Certificates and/or adjust at its discretion any other terms of the Certificates as it determines appropriate to preserve the economic equivalent of the obligations of the Issuer under the Certificates and (b) determine the effective date of such adjustment.

Notwithstanding the foregoing, in the event the Observation Date of the Leverage Reset Time (t), is an ex-date with respect to a corporate action related to the Underlying Stock and the immediately preceding Leverage Reset Time r(t) is at the scheduled closing time for the Relevant Stock Exchange for the Underlying Stock (or any successor thereto), the Calculation Agent may, in its sole and absolute discretion, replace the $Rfactor_t$ with respect to such Leverage Reset Time (t) by an amount computed according to the following generic formula :

$$Rfactor_t = \left[1 - \frac{Div_t + DivExc_t - M \times R}{S_{r(t)}} \right] \times \frac{1}{1 + M}$$

This formula is provided for indicative purposes and the Calculation Agent may determine that this formula is not appropriate for certain corporate actions and may apply a different formula instead.

Such adjustment of $Rfactor_t$ would affect the Leveraged Return, the Rebalancing Cost, and the Underlying Reference Price used to determine the Intraday Restrike Event. The Air Bag mechanism would not be triggered if the stock price falls by 15% exclusively because of the dilutive effect of a corporate action.

Where:

$DivExc_t$ is the amount received as an Extraordinary Dividend by a holder of existing Shares for each Share held prior to the Extraordinary Dividend, net of any applicable withholding taxes.

M is the number of new Share(s) (whether a whole or a fraction) per existing Share each holder thereof is entitled to subscribe or to receive (positive amount) or the number of existing Shares redeemed or canceled per existing Share (negative amount), as the case may be, resulting from the corporate action.

R is the subscription price per Share (positive amount) or the redemption price per Share (negative amount) including any dividends or other benefits forgone to be subscribe to or to receive (as applicable), or to redeem a Share.

1. Stock split

Assuming the Underlying Stock is subject to a 1 to 2 stock split (i.e. 1 new Share for every 1 existing share):

$$S_{r(t)} = \$100$$

$$S_t = \$51$$

$$\text{Div}_t = \$0$$

$$\text{DivExc}_t = \$0$$

$M = 1$ (i.e. 1 new Shares for 1 existing Share)

$R = \$0$ (no subscription price / redemption price)

$$Rfactor_t = \left[1 - \frac{0 + 0 - 2 \times 0}{100} \right] \times \frac{1}{1 + 1} = 50\%$$

As a consequence:

$$LR_{r(t),t} = \text{Leverage} \times \left(\frac{S_t}{S_{r(t)} \times Rfactor_t} - 1 \right) = 5 \times \left(\frac{51}{100 \times 50\%} - 1 \right) = 10\%$$

$S_{r(t)}$	$S_{r(t)} \times Rfactor_t$	S_t	Adjusted Underlying Stock Performance
100	50	51	2%

Value of the Certificate r(t)	Value of the Certificate (t)	Certificates' performance (excluding any cost and fees)
0.55	0.605	10%

In such case an Intraday Restrike Event would occur if the Underlying Stock price falls to \$42.5, which is 15% below \$50, the Underlying Stock Reference Price.

2. Share Consolidation

Assuming the Underlying Stock is subject to a 2 to 1 share consolidation (i.e. 1 Share canceled for every 2 existing Shares):

$$S_{r(t)} = \$100$$

$$S_t = \$202$$

$$\text{Div}_t = \$0$$

$$\text{DivExc}_t = \$0$$

$M = -0.5$ (i.e. 0.5 Shares canceled for each 1 existing Share)

$R = \$0$ (no subscription price / redemption price)

$$Rfactor_t = \left[1 - \frac{0 + 0 - (-0.5) \times 0}{100} \right] \times \frac{1}{1 + (-0.5)} = 200\%$$

As a consequence:

$$LR_{r(t),t} = \text{Leverage} \times \left(\frac{S_t}{S_{r(t)} \times Rfactor_t} - 1 \right) = 5 \times \left(\frac{202}{100 \times 200\%} - 1 \right) = 5\%$$

$S_{r(t)}$	$S_{r(t)} \times Rfactor_t$	S_t	Adjusted Underlying Stock Performance
100	200	202	1%

Value of the Certificate r(t)	Value of the Certificate (t)	Certificates' performance (excluding any cost and fees)
0.55	0.5775	5%

In such case an Intraday Restrike Event would occur if the Underlying Stock price falls to \$170, which is 15% below \$200, the Underlying Stock Reference Price.

3. Rights Issues

Assuming there is a rights issue with respect to the Underlying Stock, with a right to receive 1 new Share for every 2 existing Shares, for a subscription price of \$40.

$$S_{r(t)} = \$100$$

$$S_t = \$84$$

$$Div_t = \$0$$

$$DivExc_t = \$0$$

$$R = \$40 \text{ (i.e. subscription price of \$40)}$$

$$M = 0.5 \text{ (i.e. 1 new share for every 2 existing shares)}$$

$$Rfactor_t = \left[1 - \frac{0 + 0 - 0.5 \times 40}{100} \right] \times \frac{1}{1 + 0.5} = 80\%$$

As a consequence:

$$LR_{r(t),t} = \text{Leverage} \times \left(\frac{S_t}{S_{r(t)} \times Rfactor_t} - 1 \right) = 5 \times \left(\frac{84}{100 \times 80\%} - 1 \right) = 25\%$$

$S_{r(t)}$	$S_{r(t)} \times Rfactor_t$	S_t	Adjusted Underlying Stock Performance
100	80	84	5%

Value of the Certificate r(t)	Value of the Certificate (t)	Certificates' performance (excluding any cost and fees)
0.55	0.6875	25%

In such case an Intraday Restrike Event would occur if the Underlying Stock price falls to \$68, which is 15% below \$80, the Underlying Stock Reference Price.

4. Bonus Issues

Assuming there is a bonus issue with respect to the Underlying Stock, where shareholders receive 1 bonus share for 5 existing shares:

$$S_{r(t)} = \$100$$

$$S_t = \$85$$

$$\text{Div}_t = \$0$$

$$\text{DivExc}_t = \$0$$

$$R = \$0$$

$M = 0.2$ (i.e. 1 new share for 5 existing shares)

$$Rfactor_t = \left[1 - \frac{0 + 0 - 0.2 \times 0}{100} \right] \times \frac{1}{1 + 0.2} = 83.33\%$$

As a consequence:

$$LR_{r(t),t} = \text{Leverage} \times \left(\frac{S_t}{S_{r(t)} \times Rfactor_t} - 1 \right) = 5 \times \left(\frac{85}{100 \times 83.33\%} - 1 \right) = 10\%$$

$S_{r(t)}$	$S_{t(t)} \times Rfactor_t$	S_t	Adjusted Underlying Stock Performance
100	83.33	85	2%

Value of the Certificate r(t)	Value of the Certificate (t)	Certificates' performance (excluding any cost and fees)
0.55	0.605	10%

In such case an Intraday Restrike Event would occur if the Underlying Stock price falls to \$70.83, which is 15% below \$83.33, the Underlying Stock Reference Price.

5. Extraordinary Dividend

Assuming there is an extraordinary dividend of \$20 (net of taxes) paid in respect of each stock.

$$S_{r(t)} = \$100$$

$$S_t = \$84$$

$$\text{Div}_t = \$0$$

$$\text{DivExc}_t = \$20$$

$$R = \$0$$

$$M = 0$$

$$Rfactor_t = \left[1 - \frac{0 + 20 - 0 \times 0}{100} \right] \times \frac{1}{1 + 0} = 80\%$$

As a consequence:

$$LR_{r(t),t} = \text{Leverage} \times \left(\frac{S_t}{S_{r(t)} \times Rfactor_t} - 1 \right) = 5 \times \left(\frac{84}{100 \times 80\%} - 1 \right) = 25\%$$

$S_{r(t)}$	$S_{r(t)-} \times Rfactor_t$	S_t	Adjusted Underlying Stock Performance
100	80	84	5%

Value of the Certificate r(t)	Value of the Certificate (t)	Certificates' performance (excluding any cost and fees)
0.55	0.6875	25%

In such case an Intraday Restrike Event would occur if the Underlying Stock price falls to \$68, which is 15% below \$80, the Underlying Stock Reference Price.

INFORMATION RELATING TO THE COMPANY

All information contained in this document regarding the Company, including, without limitation, its financial information, is derived from publicly available information which appears on the web-site of Hong Kong Exchanges and Clearing Limited (the "HKExCL") at <http://www.hkex.com.hk> and/or the Company's web-site at <https://www.chinamobileltd.com/en/global/home.php>. The Issuer has not independently verified any of such information.

China Mobile Limited ("**China Mobile**" or the "**Company**") (Stock code: 0941.HK) was incorporated in Hong Kong on 3 September 1997. The Company was listed on the New York Stock Exchange and The Stock Exchange of Hong Kong Limited on 22 October 1997 and 23 October 1997, respectively. The Company was admitted as a constituent stock of the Hang Seng Index in Hong Kong on 27 January 1998.

As the leading telecommunications services provider in Mainland China, the Group provides full communications services in all 31 provinces, autonomous regions and directly-administered municipalities throughout Mainland China and in Hong Kong Special Administrative Region, and boasts a world-class telecommunications operator with the world's largest network and customer base, a leading position in profitability and market value ranking. Its businesses primarily consist of mobile voice and data business, wireline broadband and other information and communications services.

The Company's ultimate controlling shareholder is China Mobile Communications Group Co., Ltd. (formerly known as China Mobile Communications Corporation), which, as of 21 January 2022, directly and indirectly held approximately 69.895% of the total number of issued shares of the Company. The remaining approximately 30.105% was held by public investors.

The information set out in Appendix I of this document relates to the audited consolidated results of the Company and its subsidiaries for the year ended 31 December 2021 and has been extracted and reproduced from an announcement by the Company dated 23 March 2022 in relation to the same. Further information relating to the Company may be located on the web-site of the HKExCL at <http://www.hkex.com.hk>.

INFORMATION RELATING TO THE DESIGNATED MARKET MAKER

UBS AG, acting through its London Branch, has been appointed the designated market maker (“DMM”) for the Certificates. The DMM will provide competitive buy and sell quotes for the Certificates continuously during the trading hours of the SGX-ST on the following basis:

- (a) Maximum bid and offer spread : (i) when the best bid price of the Certificate is S\$10 and below: 10 ticks or S\$0.20 whichever is greater; and
(ii) when the best bid price of the Certificate is above S\$10: 5% of the best bid price of the Certificate.
- (b) Minimum quantity subject to bid and offer spread : 10,000 Certificates
- (c) Last Trading Day for Market Making : The date falling 5 Exchange Business Days immediately preceding the Expiry Date

In addition, the DMM may not provide a quotation in the following circumstances:

- (i) during the pre-market opening and five minutes following the opening of the SGX-ST on any trading day;
- (ii) if the Certificates are valueless (where the Issuer’s bid price is below the minimum bid size for such securities as prescribed by the SGX-ST);
- (iii) before the Relevant Stock Exchange for the Underlying Stock has opened and after the Relevant Stock Exchange for the Underlying Stock has closed on any trading day;
- (iv) when trading in the Underlying Stock is suspended or limited in a material way for any reason, for the avoidance of doubt, the DMM is not obliged to provide quotations for the Certificates at any time when the Underlying Stock is not negotiated/traded for any reason;
- (v) where the Certificates are suspended from trading for any reason;
- (vi) market disruption events, including, without limitation, any suspension of or limitation imposed on trading (including but not limited to unforeseen circumstances such as by reason of movements in price exceeding limits permitted by the SGX-ST or any act of God, war, riot, public disorder, explosion, terrorism or otherwise) in the Underlying Stock;
- (vii) where the Issuer or the DMM faces technical problems affecting the ability of the DMM to provide bids and offer quotations;
- (viii) where the ability of the Issuer to source a hedge or unwind an existing hedge, as determined by the Issuer in good faith, is materially affected by the prevailing market conditions, and the Issuer informs the SGX-ST of its inability to do so as soon as practicable;
- (ix) in cases where the Issuer has no Certificates to sell, then the DMM will only provide the bid price;

- (x) if the stock market experiences exceptional price movement and volatility;
- (xi) when it is a public holiday in Singapore and/or Hong Kong and/or the SGX-ST and/or the HKEX is not open for dealings; and
- (xii) during the suspension of trading of Certificates after an Air Bag Mechanism has been triggered.

The last trading day on which the DMM will provide competitive quotations for the Certificates would be the fifth Exchange Business Day immediately preceding the Expiry Date.

PLACING AND SALE

General

No action has been or will be taken by the Issuer that would permit a public offering of the Certificates or possession or distribution of any offering material in relation to the Certificates in any jurisdiction where action for that purpose is required. No offers, sales or deliveries of any Certificates, or distribution of any offering material relating to the Certificates may be made in or from any jurisdiction except in circumstances which will result in compliance with any applicable laws or regulations and will not impose any obligation on the Issuer. In the event that the Issuer contemplates a placing, placing fees may be payable in connection with the issue and the Issuer may at its discretion allow discounts to placees.

United Kingdom

In relation to each tranche of Certificates, the Issuer has represented, warranted and agreed that:

(a) No deposit-taking: in relation to any Certificates having a maturity of less than one year:

(i) it is a person whose ordinary activities involve it in acquiring, holding, managing or disposing of investments (as principal or agent) for the purposes of its business; and

(ii) it has not offered or sold and will not offer or sell any Certificates other than to persons:

(A) whose ordinary activities involve them in acquiring, holding, managing or disposing of investments (as principal or agent) for the purposes of their businesses; or

(B) who it is reasonable to expect will acquire, hold, manage or dispose of investments (as principal or agent) for the purposes of their businesses,

where the issue of the Certificates would otherwise constitute a contravention of section 19 of the Financial Services and Markets Act 2000 (the "FSMA") by the Issuer;

(b) Financial Promotion: it has only communicated or caused to be communicated and will only communicate or cause to be communicated any invitation or inducement to engage in investment activity (within the meaning of section 21 of the FSMA) received by it in connection with the issue or sale of any Certificates in circumstances in which section 21(1) of the FSMA does not or would not, if the Issuer was not an authorised person, apply to the Issuer; and

(c) General Compliance: it has complied and will comply with all applicable provisions of the FSMA with respect to anything done by it in relation to any Certificates in, from or otherwise involving the United Kingdom.

If the applicable Supplemental Listing Document in respect of any Certificates specifies the "Prohibition of Sales to European Economic Area Retail Investors" as "Not Applicable", the Issuer has represented and agreed that it has not offered, sold or otherwise made available such Certificates to any retail investor in the United Kingdom. For the purposes of this provision:

(a) the expression "**retail investor**" means a person who is one (or more) of the following:

(i) a retail client, as defined in point (8) of Article 2 of Regulation (EU) No 2017/565 as it forms part of domestic law by virtue of the European Union (Withdrawal) Act 2018 ("**EUWA**"); or

- (ii) a customer within the meaning of the provisions of the FSMA and any rules or regulations made under the FSMA which were relied on immediately before exit day to implement Directive (EU) 2016/97, where that customer would not qualify as a professional client, as defined in point (8) of Article 2(1) of Regulation (EU) No 600/2014 as it forms part of domestic law by virtue of the EUWA; or
 - (iii) not a qualified investor as defined in Article 2 of Regulation (EU) 2017/1129 as it forms part of domestic law by virtue of the EUWA; and
- (b) the expression an "**offer**" includes the communication in any form and by any means of sufficient information on the terms of the offer and the Certificates to be offered so as to enable an investor to decide to purchase or subscribe for the Certificates.

If the applicable Supplemental Listing Document in respect of any Certificates specifies the "Prohibition of Sales to European Economic Area Retail Investors" as "Not Applicable", the Issuer has represented and agreed that it has not made and will not make an offer of Certificates which are the subject of the offering contemplated by the Base Listing Document as completed by this Supplemental Listing Document to the public in the United Kingdom except that it may make an offer of such Certificates to the public in the United Kingdom:

- a) if the Supplemental Listing Document in relation to the Certificates specifies an offer of those Certificates may be made other than pursuant to Article 1(4) of the UK Prospectus Regulation in the United Kingdom (a "**Public Offer**"), following the date of publication of a prospectus in relation to such Certificates which either (i) has been approved by the UK Financial Conduct Authority ("**FCA**"), or (ii) is to be treated as if it had been approved by the FCA in accordance with the transitional provision in Regulation 74 of the Prospectus (Amendment etc.) (EU Exit) Regulations 2019, provided that any such prospectus has subsequently been completed by final terms contemplating such Public Offer, in the period beginning and ending on the dates specified in such prospectus or final terms, as applicable, and the Issuer has consented in writing to its use for the purpose of that Public Offer;
- b) at any time to any legal entity which is a qualified investor as defined in Article 2 of the UK Prospectus Regulation;
- c) at any time to fewer than 150 natural or legal persons (other than qualified investors as defined in Article 2 of the UK Prospectus Regulation); or
- d) at any time in any other circumstances falling within section 86 of the FSMA, provided that no such offer of Certificates to the public referred to in (a) to (c) above shall require the publication of a prospectus pursuant to section 85 of the FSMA or supplement a prospectus pursuant to Article 23 of the UK Prospectus Regulation,

provided that no such offer of Certificates referred to in (b) to (d) above shall require the Issuer to publish a prospectus pursuant to section 85 of the FSMA or supplement a prospectus pursuant to Article 23 of the UK Prospectus Regulation.

For the purposes of this provision, the expression "an offer of Certificates to the public" in relation to any products in the United Kingdom means the communication in any form and by any means of sufficient information on the terms of the offer and the Certificates to be offered so as to enable an investor to decide to purchase or subscribe the Certificates, and the expression "**UK Prospectus Regulation**" means Regulation (EU) 2017/1129 as it forms part of domestic law by virtue of the EUWA.

United States of America

The Certificates have not been, and will not be, registered under the Securities Act. Subject to certain exceptions, Certificates, or interests therein, may not at any time be offered, sold, resold or delivered, directly or indirectly, in the United States or to, or for the account or benefit of, any U.S. person or to others for offering, sale or resale in the United States or to any such U.S. person. Offers and sales of Certificates, or interests therein, in the United States or to U.S. persons would constitute a violation of United States securities laws unless made in compliance with registration requirements of the Securities Act or pursuant to an exemption therefrom. The Certificates will not be offered, sold or delivered within the United States or to U.S. persons. As used herein, “**United States**” means the United States of America (including the States and the District of Columbia), its territories, its possessions and other areas subject to its jurisdiction; and “**U.S. person**” means (i) any citizen or resident of the United States, including any corporation, partnership or other entity created or organised in or under the laws of the United States or of any political subdivision thereof, (ii) any estate or trust the income of which is subject to United States income taxation regardless of its source, (iii) “U.S. person” as such term is defined in (a) Regulation S under the Securities Act or (b) the Interpretive Guidance and Policy Statement Regarding Compliance with Certain Swap Regulations promulgated by the U.S. Commodity Futures Trading Commission (“**CFTC**”) pursuant to the U.S. Commodity Exchange Act of 1936, as amended, or (iv) a person other than a “Non-United States Person” as defined in CFTC Rule 4.7, in each case, as such definition is amended, modified or supplemented from time to time.

Prohibition of Sales to European Economic Area

If the applicable Supplemental Listing Document in respect of any Certificates specifies the “Prohibition of Sales to European Economic Area Retail Investors” as “Not Applicable”, the Issuer has represented and agreed that it has not offered, sold or otherwise made available and will not offer, sell or otherwise make available any Certificates which are the subject of the offering contemplated by the Base Listing Document as completed by this Supplemental Listing Document to any retail investor in the European Economic Area. For the purposes of this provision:

- (a) the expression “retail investor” means a person who is one (or more) of the following:
 - (i) a retail client as defined in point (11) of Article 4(1) of Directive 2014/65/EU (as amended, “**MiFID II**”);
 - (ii) a customer within the meaning of Directive 2016/97 (as amended), where that customer would not qualify as a professional client as defined in point (10) of Article 4(1) of MiFID II; or
 - (iii) not a qualified investor as defined in Regulation (EU) 2017/1129 (as amended, the “**Prospectus Regulation**”); and
- (b) the expression an “offer” includes the communication in any form and by any means of sufficient information on the terms of the offer and the Certificates to be offered so as to enable an investor to decide to purchase or subscribe the Certificates.

PUBLIC OFFER SELLING RESTRICTION UNDER THE PROSPECTUS REGULATION

If the Supplemental Listing Document specifies "Prohibition of Sales to European Economic Area Retail Investors" as "Not Applicable", in relation to each member state of the European Economic Area (each, a "**Relevant State**"), the Issuer has represented, warranted and agreed that it has not made and will not make an offer of Certificates which are the subject of the offering contemplated by the Base Listing Document as completed by this Supplemental Listing Document to the public in that Relevant State except that it may make an offer of such Certificates to the public in that Relevant State:

(a) Approved listing document: if the Supplemental Listing Document in relation to the Certificates specifies that an offer of those Certificates may be made other than pursuant to Article 1(4) of the Prospectus Regulation in that Relevant State (a "**Non-exempt Offer**"), following the date of publication of a listing document in relation to such Certificates which has been approved by the competent authority in that Relevant State or, where appropriate, approved in another Relevant State and notified to the competent authority in that Relevant State, provided that any such listing document has subsequently been completed by the Supplemental Listing Document contemplating such Non-exempt Offer, in accordance with the Prospectus Regulation, in the period beginning and ending on the dates specified in such listing document or Supplemental Listing Document, as applicable and the Issuer has consented in writing to its use for the purpose of that Non-exempt Offer;

(b) Qualified investors: at any time to any legal entity which is a qualified investor as defined in the Prospectus Regulation;

(c) Fewer than 150 offered: at any time to fewer than 150 natural or legal persons (other than qualified investors as defined in the Prospectus Regulation), subject to obtaining the prior consent of the Issuer for any such offer; or

(d) Other exempt offers: at any time in any other circumstances falling within Article 3(2) of the Prospectus Regulation,

provided that no such offer of Certificates referred to in (b) to (d) above shall require the Issuer to publish a listing document pursuant to Article 3 of the Prospectus Regulation or supplement a listing document pursuant to Article 23 of the Prospectus Regulation.

For the purposes of this provision, the expression an "**offer of Certificates to the public**" in relation to any Certificates in any Relevant State means the communication in any form and by any means of sufficient information on the terms of the offer and the Certificates to be offered so as to enable an investor to decide to purchase or subscribe for the Certificates, as the same may be varied in that Relevant State by any measure implementing the Prospectus Regulation in that Relevant State.

Singapore

This document has not been registered as a prospectus with the Monetary Authority of Singapore. Accordingly, this document and any other document or material in connection with the offer or sale, or invitation for subscription or purchase, of Certificates may not be circulated or distributed, nor may Certificates be offered or sold, or be made the subject of an invitation for subscription or purchase, whether directly or indirectly, to persons in Singapore other than pursuant to, and in accordance with the conditions of, any applicable provision of the Securities and Futures Act, Chapter 289 of Singapore.

Hong Kong

No person, other than a person permitted to do so under the securities laws of Hong Kong, has issued, or had in its possession for the purposes of issue, or will issue, or have in its possession for the purposes of issue any advertisement, invitation or document relating to the Certificates, whether in Hong Kong or elsewhere, which is directed at, or the contents of which are likely to be accessed or read by, the public in Hong Kong other than with respect to Certificates which are or are intended to be disposed of only to persons outside Hong Kong or only to “professional investors” within the meaning of the Securities and Futures Ordinance (Cap. 571) of the Laws of Hong Kong and any rules made thereunder.

SUPPLEMENTAL INFORMATION RELATING TO THE ISSUER

The information set out in Appendix II of this document relates to the recent developments in the Issuer's business.

The information set out in Appendix III of this document is an extract of the audited consolidated financial statements of UBS AG and its subsidiaries for the full year ended 31 December 2021.

For more information on the Issuer, please see <http://www.ubs.com/>.

Queries regarding the Certificates may be directed to +852 2971 6668 or OL-HKWarrants@ubs.com.

SUPPLEMENTAL GENERAL INFORMATION

The information set out herein is supplemental to, and should be read in conjunction with, the information set out on page 281 of the Base Listing Document.

1. Save as disclosed in the Base Listing Document and herein, there is no litigation, arbitration or administrative proceedings relating to claims or amounts which are material in the context of the issue of the Certificates to which the Issuer is a party nor, to the best of its knowledge and belief, is there any threatened litigation, arbitration or administrative proceedings relating to claims or amounts which are material in the context of the issue of the Certificates which would in either case jeopardise its ability to discharge its obligations in respect of the Certificates.
 2. UBS AG, Singapore Branch at 9 Penang Road, Singapore 238459, has been authorised to accept, on behalf of the Issuer, service of process and any other notices required to be served on the Issuer. Any notices required to be served on the Issuer should be sent to UBS AG, Singapore Branch at the above address for the attention of Han-Kiat Tan, Legal & Compliance.
 3. Settlement of trades done on a normal “ready basis” on the SGX-ST generally take place on the second Business Day following the transaction. Dealing in the Certificates will take place in board lots of 100 Certificates in Singapore dollars. For further details on the transfer of Certificates and their exercise, please refer to the section headed “Summary of the Issue” above.
 4. It is not the current intention of the Issuer to apply for a listing of the Certificates on any stock exchange other than the SGX-ST.
 5. There has been no adverse change, material in the context of the issue of the Certificates, in the financial position of the Issuer since 31 December 2021.
 6. The following contracts, relating to the issue of the Certificates, have been or will be entered into by the Issuer and may be material to the issue of the Certificates:
 - (a) the Master Instrument; and
 - (b) the Master Warrant Agent Agreement.
- None of the directors of the Issuer has any direct or indirect interest in any of the above contracts.
7. The Issuer has appropriate risk management capabilities to manage the issue of the Certificates.
 8. Copies of the following documents may be inspected during usual business hours on any weekday (Saturdays, Sundays and holidays excepted) at the office of Allen & Gledhill LLP at One Marina Boulevard #28-00, Singapore 018989, during the period of 14 days from the date of this document:

- (a) the articles of association of the Issuer;
- (b) the latest financial reports (including the notes thereto) of the Issuer;
- (c) the Base Listing Document; and
- (d) this document.

APPENDIX I

**REPRODUCTION OF THE AUDITED CONSOLIDATED RESULTS
FOR THE YEAR ENDED 31 DECEMBER 2021 OF
CHINA MOBILE LIMITED AND ITS SUBSIDIARIES**

Hong Kong Exchanges and Clearing Limited and The Stock Exchange of Hong Kong Limited take no responsibility for the contents of this announcement, make no representation as to its accuracy or completeness and expressly disclaim any liability whatsoever for any loss howsoever arising from or in reliance upon the whole or any part of the contents of this announcement.



CHINA MOBILE LIMITED

中國移動有限公司

(Incorporated in Hong Kong with limited liability under the Companies Ordinance)

(Stock Code: 941)

2021 ANNUAL RESULTS

- Operating revenue was RMB848.3 billion, up by 10.4% year-on-year; of which, revenue from telecommunications services was RMB751.4 billion, up by 8.0% year-on-year
- Digital transformation revenue reached RMB159.4 billion, up by 26.3% year-on-year, and contributed 59.5% of the growth of telecommunications services revenue
- Profit attributable to equity shareholders was RMB116.1 billion, up by 7.7% year-on-year
- EBITDA was RMB311.0 billion, up by 9.1% year-on-year; EBITDA as a percentage of telecommunications services revenue was 41.4%, up by 0.4 percentage points year-on-year
- Total number of mobile customers was 957 million; of which, 5G package customers amounted to 387 million; mobile ARPU increased by 3.0% year-on-year to RMB48.8
- Total number of wireline broadband customers was 240 million; of which, household broadband customers amounted to 218 million; household broadband blended ARPU increased by 5.6% year-on-year to RMB39.8
- The Board recommends a cash dividend of 60% of the profit attributable to equity shareholders for the full year of 2021, and a total dividend of HK\$4.06 per share for the full year of 2021, up by 23.4% year-on-year

CHAIRMAN’S STATEMENT

Dear Shareholders,

In 2021, faced with various obstacles and challenges including the prevention and control of COVID-19, the disruption of industrial supply chains and the need for business transformation, we managed to mobilize everyone at China Mobile (the Company) to work together and firmly seize the opportunities arising from the accelerated digital transformation of the economy and society. By upholding our overarching strategy of becoming a world-class enterprise by building a dynamic “Powerhouse”, focusing our efforts on spearheading our “4x3”¹ strategy and furthering our “5G+” plans, we drove the comprehensive and integrated development of our CHBN² markets. By doing so, we advanced towards our goal of becoming a world-class information services and sci-tech innovation enterprise. Our digital intelligent transformation and accelerated high-quality development have yielded fresh outcomes. Over the year, we achieved all-round growth in customer and enterprise values and shareholder returns, along with our fastest revenue growth rate in a decade. Our net profit grew favorably and overall business performance was remarkable.

2021 Results

We recorded operating revenue of RMB848.3 billion for the year of 2021, up by 10.4% year-on-year. Of this, telecommunications services revenue amounted to RMB751.4 billion, up by 8.0% year-on-year, and the growth rate was 4.8 percentage points higher than that of 2020. All four CHBN businesses expanded in terms of both customer base and revenue. The HBN business revenue contributed 35.7% to the revenue of telecommunications services, up by 4.3 percentage points year-on-year, showing a further enhanced revenue structure. Driven by rapid business expansion in areas including smart home services, DICT (data, information and communications technology) services, mobile cloud, and digital content, digital transformation revenue³ increased by 26.3% year-on-year to reach RMB159.4 billion, contributing 59.5% of the growth of telecommunications services revenue and to become our largest revenue growth driver. Overall, we have passed through a turning point and achieved a breakthrough in terms of revenue growth. Our most emphasized second curve of growth, with digital transformation revenue as the major component, is leading the Company to explore a boarder market in the blue-ocean of information services.

¹ Speed up the “three changes”, which means extending our business from telecommunications services to information services, from primarily promoting the “Customer” (to C) market to comprehensively promoting the integrated development of all four CHBN markets, and from being resources-driven to being innovation-driven; follow the “three new directions”, which means promoting new infrastructure, integrating new elements and instigating new momentum; reinforce the “three approaches”, which means setting up a scale-based and value-oriented business operating system with an emphasis on business convergence, integration and digitalization; and strengthen the “three forces”, which means building up an organizational structure that incorporates our capabilities, collaboration and vitality to deliver high operating efficiency and synergy across our operations.

² CHBN refers to the “Customer” market (C), the “Home” market (H), the “Business” market (B) and the “New” market (N).

³ Digital transformation revenue includes the revenues from new businesses from the “Customer” market (and-Caiyun and others), the revenues from smart home added-value businesses from the “Home” market, the revenues from DICT, IoT and dedicated lines businesses from the “Business” market and the revenue from the “New” market.

As part of our consistent efforts to reduce costs and enhance operating efficiency, we tightened cost-control measures involving all staff members and elements of production, as well as our entire workflow, which generated favorable outcomes. Profit attributable to equity shareholders reached RMB116.1 billion, or RMB5.67 per share, up by 7.7% year-on-year. Our profitability remained in a leading position among top-tier global telecommunications operators. EBITDA⁴ increased by 9.1% year-on-year to RMB311.0 billion, with an EBITDA margin of 36.7%. EBITDA accounted for 41.4% of telecommunications services revenue, representing a 0.4 percentage point increase year-on-year. Return on equity was 9.8%, up by 0.3 percentage points compared to 2020. Our capital expenditure totaled RMB183.6 billion and we maintained a healthy cash flow, with free cash flow amounting to RMB131.2 billion, or an increase of 3.2% year-on-year. We have maintained industry-leading profitability, return on assets and cash flow for a number of consecutive years, demonstrating our outstanding operating level and management efficiency, and laying a solid ground for future development.

The Board recommends a cash dividend of 60% of the profit attributable to equity shareholders⁵ for the full year of 2021. It also recommends a final dividend payment of HK\$2.43 per share⁶ for the year ended 31 December 2021, an increase of 38.0% year-on-year. Together with the interim dividend of HK\$1.63 per share already paid, total dividend for the full year of 2021 amounted to HK\$4.06 per share, an increase of 23.4% from that of 2020.

To create higher returns for our shareholders and share the results of our operating gains, after giving full consideration to the Company's profitability, cash flow conditions and future development needs, in the three-year period from 2021, the profit to be distributed in cash for each year will gradually increase to 70% or above of the profit attributable to equity shareholders⁵ of the Company for that year. The Company will strive to create more value for shareholders.

Value-oriented Operating Practices and Integrated Development Achieved Significant Progress

Capturing the new opportunities presented to the industry by accelerated 5G development and digital economic growth, we focused on value-oriented practices while drawing on the advantages of our business scale. Through continuous efforts to promote their comprehensive and integrated development, all four of the CHBN markets delivered outstanding performance, with increasing customer satisfaction.

⁴ EBITDA = profit from operations + depreciation and amortization

⁵ The base of the Company's profit distribution is the profit attributable to equity shareholders under International Financial Reporting Standards.

⁶ Dividends will be denominated and declared in Hong Kong dollars. Dividends for A-shares will be paid in Renminbi with the conversion rate to be calculated based on the average central parity rate between Hong Kong dollars and Renminbi announced by the People's Bank of China in the week before the date of the declaration of dividends at the annual general meeting, and a separate announcement will be made before the annual general meeting as regards the exact amount. Dividends for Hong Kong shares will be paid in Hong Kong dollars.

“Customer” Market: Scale Expansion with Value Uplift

We furthered the integrated operation of data access, applications, and customer benefits, while competing in the market in a rational and regulated way to drive an industry-wide value uplift. We stepped up efforts to encourage customers to switch from 4G to 5G and to create more synergy between the “Customer” market and the “Home” and “Business” markets, expanding our 5G customer base and value and continuously boosting personal information and communications consumption. At the same time, we implemented more measures to carry out customer segmentation and precision marketing and to generate revenue from our members. Through promoting diversified and dedicated products, applications and customer benefits, and further differentiating the services on offer from our three major brands (GoTone, M-zone and Easy Own), we continued to enhance customer value and user experience. In 2021, revenue from the “Customer” market reversed its downward trajectory and recorded positive growth, increasing by 1.4% year-on-year to RMB483.4 billion. Our mobile customer base reached 957 million, with a net addition of 14.97 million customers. Of these, 387 million customers were our 5G package customers – a net increase of 222 million customers. The scale of growth anchored us at the forefront of the industry. The number of customers with integrated benefit products reached 190 million, with a net addition of 112 million customers. The number of monthly active users of our cloud product “and-*Caiyun*” increased 32.43 million to reach 135 million. Thanks to the traction created by the upgrade of 5G and the incremental value engendered by integrated operations, the ARPU (average revenue per user per month) of our mobile business reached RMB48.8, up by 3.0% year-on-year.

“Home” Market: Strong Growth Momentum with Increased Scale and Revenue

With a focus on setting up a service suite that combines full-gigabit network connections with cloud-based applications, we strove to extend our smart home application services to the wider community, and to rural areas by supporting digital village development. To foster leadership in broadband services, we sped up the upgrade of gigabit broadband and optimized our end-to-end service and quality management system; to foster leadership in content-driven TV services, we further integrated the operation of big – and small-screen content and created a household information service portal consisting of broadband television, digital cinema and vertical content; to foster leadership in smart home services, we expanded our applications by covering more household service scenarios, boosting the uptake of household applications including smart home network deployment, home security and smart remote controls, and exploring more new application scenarios of HDICT (home data, information and communications technology) solutions. In 2021, revenue from the “Home” market maintained rapid growth and reached RMB100.5 billion, up by 20.8% year-on-year. We added 25.88 million household broadband customers, bringing the total number to 218 million, which was the highest in the industry. We also made significant progress in expanding our smart home business, with customers of our digital set-top box service “*Mobaihe*” reaching 167 million, accounting for 76.8% of our household customer base. Customers deploying smart home networks increased by 110.2% year-on-year, while those using our home security services and smart remote controls grew by 164.7% and 132.3%, respectively. Household broadband blended ARPU increased 5.6% year-on-year to reach RMB39.8. The value contribution from smart home applications grew significantly.

“Business” Market: Revenue Growth Driver with Strong Momentum

Drawing on our innovative computing and network integration and our well-established nationwide localized services, we focused on key industries to foster the scale and integrated development of networks, cloud, and DICT. In 2021, the revenue from the “Business” market maintained rapid growth to reach RMB137.1 billion, up by 21.4% year-on-year. We gained 4.99 million corporate customers, bringing the total to 18.83 million. The revenue from DICT amounted to RMB62.3 billion, with an increase of 43.2% year-on-year, contributing 2.7 percentage points to the telecommunications services revenue growth. We nurtured our differentiated advantages in the convergences of cloud and networks, cloud and big data, cloud and intelligence, and cloud and edge computing, further strengthening our product structure with the goal of expediting our development to become a top-tier player in this space. Mobile cloud revenue amounted to RMB24.2 billion, up by 114% year-on-year. For 5G vertical industry sectors, we created an image of industry superiority and continued to make full use of our 5G industry-leading position to spearhead the development of dedicated network and promote the deep assimilation of 5G applications into industry sectors. A number of industry segments have seen their application solutions entering large-scale replication phase, and these efforts have underscored our leadership in 5G. We launched 200 leading showcases, signed agreements with more than 2,800 high-quality commercial projects and developed 1,590 5G dedicated network projects, bringing the DICT contract value to more than RMB16.0 billion. We have started implementing these projects at scale across a wide range of industries, covering smart mining, smart factories, smart grid, smart metallurgy, smart ports and smart hospitals. In terms of Industrial Internet, we have built a “1+1+1+N”⁷ product suite and further promoted the deep integration of 5G and Industrial Internet. Considering the differentiated needs of industry customers, we have built a manageable and controllable 5G dedicated industry network that is adaptive to industry development with device-cloud integration, helping the industry boost digital transformation and upgrading.

⁷ 1+1+1+N is made up of one 5G industrial device module, one 5G dedicated industry network (with three (superior/exclusive/privileged) service modes, virtual networks for multiple tenants and other services), one industrial Internet platform OnePower, and 5G application scenarios for numerous (N) industry segments including smart factories, smart grid, smart metallurgy and smart mining.

“New” Market: Innovative Strategic Layout with Visible Results

Upholding the spirit of innovation, entrepreneurship and originality, we strove for new breakthroughs in the “New” market by fostering synergetic growth across four key areas: international business, equity investment, digital content, and FinTech. Our efforts have yielded notable results. In 2021, revenue from the “New” market achieved rapid double-digit growth, increasing by 34.2% year-on-year to RMB30.3 billion. In the international business, we deepened synergy between the domestic and international markets and sped up the introduction of our quality and proven capabilities to overseas markets, with the goal of further optimizing the deployment of international resources and enhancing our international operations. In 2021, our international business revenue amounted to RMB13.3 billion, representing an increase of 20.1% year-on-year. In terms of equity investment, we used the capital to achieve value growth, ecosystem formation, and synergy creation with a range of industries. We persisted in the dual approach of combining direct investment and investment in funds, focusing strategically on key areas. By establishing the dual links through industry and capital, we nurtured the digitalized and intelligent industry ecosystem. In 2021, our equity investment income accounted for 10.3% of our net profit. With regards to digital content and FinTech, we have developed high-quality Internet products in areas including videos, games, VR/AR, and payment systems. By constantly reinforcing our capabilities in combining scenarios, content, and operations, we expanded the scale of these products and enhanced user experience. In 2021, the revenue generated from digital content grew by 47.1% year-on-year and the number of monthly active users of MIGU Video across all platforms was up by 45.0% year-on-year. The revenue from Internet Finance increased 102.1% year-on-year and the number of monthly active users of “and-Wallet” also showed an increase of 155.7% year-on-year. During the Beijing Winter Olympics, MIGU Video’s ubiquitous and immersive live coverage of the events won wide recognition and reached a cumulative 34 billion viewership on programmes related to the Olympics. MIGU Video was one of the most downloaded apps in the Apple App Store, delivering 71.8 billion instances of brand exposure for China Mobile.

We spared no efforts in enhancing customer satisfaction, including by optimizing the service system that covers every aspect of services and processes and engages every member of staff, and by speeding up digital-intelligent service innovation. These efforts have resulted in continued improvements in service quality and rising customer recognition. In optimizing the all-round service system, we further integrated the service management process – from standards-setting to evaluation and feedback – into our operations to support the development of the CHBN markets. We significantly improved our multi-scenario service capabilities and customer perceptions by identifying shortcomings that hamper customer perceptions, increasing consumer rights protection and delivering better service across consumer touchpoints. We initiated company-wide campaigns to increase service awareness among our employees. In terms of digital-intelligent service innovation, we sped up the transformation of our service management model by launching the industry’s first enterprise-level digital and intelligent service management platform Dayin and setting up the 10086 integrated smart service gateway. Another industry first was our introduction of video customer service, as part of our new online service system. To reinforce our brand awareness, we launched the “Heartwarming Service” customer service brand, which has gained wide recognition among our customers.

Systematic Optimization of New Information Infrastructure Layout

As the digital economy continues to increase in strength, quality and scope, we have stressed further efforts to expedite the construction of a high-speed, ubiquitous, intelligent, agile and comprehensive digital information infrastructure that integrates space and ground, and the cloud and the network. The infrastructure is also green, low-carbon, secure and controllable, centering around 5G, CFN (computing force network) and smart mid-end platforms and serving as the ‘artery’ to help information flow throughout the economy and society.

An industry-leading 5G network. We fully implemented our “5G+” plan while deepening network co-construction and sharing with China Broadcasting Network Corporation Limited. Leveraging these efforts, we were able to yield the combined advantages of the 2.6GHz/4.9GHz capacity and 700MHz coverage to create synergy from a multi-frequency network and enable efficient deployment, making our high-quality 5G offering more practical, open and secure. In 2021, our 5G-related investments amounted to RMB114.0 billion. We put in use a cumulative more than 730,000 5G base stations, of which 200,000 were 700MHz 5G base stations. We have basically achieved continuous 5G network coverage across urban districts, counties, towns and villages, with favorable coverage in some of the key regions and locations, developed villages, key buildings and venues. With the number of 5G network customers reaching 207 million, we boast the world’s largest 5G network and customer base. In addition, we maintained our leadership in 5G network technology and perception by helping to promote the maturity of the R16 standard and leading 47 projects in relation to R17 standard-setting, and we have become one of the first-tier industry players in the world in this area. We published a whitepaper on 5G-Advanced technology, took steps to promote network digitalization upgrades and set the path for how R18 standards are developed. The cloud migration of our network saw steady progress, resulting in further streamlining and integration. We initiated the 5G voice function upgrade, equipping the 5G network with the VoNR (Voice over New Radio) feature for commercial use. In terms of typical 5G application scenarios, we launched network solutions for vertical industry sectors including ports and mining. We attached importance to low-carbon development by applying green technologies in base stations and terminals, and conducting research into an energy-saving smart 5G platform.

CFN took off the ground. CFN represents a new information infrastructure that puts computing at its core, with the network serving as its foundation. This infrastructure deeply integrates ABCDNETS⁸, making one-stop service possible. To meet the demand arising from the digital-intelligent development of productivity, we set the goal of developing ubiquitous computing, co-existing computing and network, smart orchestration, and integrated services to speed up the construction of an extensive and integrated CFN. We will promote computing force as an essential service serving the whole society in the same plug-and-play way as access to water and electricity. At the China Mobile Global Partners Conference, held in November 2021, we officially published *Computing Force Network Whitepaper* to clearly outline our overall strategy and implementation roadmap. In terms of the provision of computing force, we have responded to the national strategy of channeling more computing resources from the eastern areas to the western regions by establishing our “4+3+X”⁹ facilities, with a total of 407,000 IDC cabinets available for external use, representing a net addition of 47,000. We continued to build up our cloud infrastructure and enhance our “N+31+X”¹⁰ mobile cloud infrastructure to include 13 central nodes, cumulatively commissioning more than 480,000 cloud servers. Going forward, we will explore market demand for computing force and provide diversified computing force services to society. For management of computing force, we will accelerate the convergence of computing force and network, evolving our network from one with connecting computing force to one with sensing, carrying and scheduling computing forces. By assimilating data and intelligence into the network, we will gradually build a brain system of computing network, promoting the intelligent arrangement and centralised management of computing network resources and capabilities. In terms of computing force services, we proactively explored business integration and innovation. During the Beijing Winter Olympics, we applied CFN and integrated the metaverse concept to create digital and intelligent sports personas, XR broadcasting studios, AR snow towns and other snow-themed applications to promote winter sports. In addition, China Mobile aims to make breakthroughs in original technologies, lay out research on frontier technologies such as next-generation optical communications and next-generation IP, and lead the formulation of more than ten domestic and foreign standards to accelerate the construction of a technologically advanced, open and integrated computing force trial network. Going forward, we will set omnipresence and synergy creation as our initial CFN goal. Building on this, we will optimize top-layer design and consolidate existing resources to enhance our CFN capabilities to promote the mature development of our CFN.

⁸ ABCDNETS refers to AI, blockchain, cloud, data, network, edge, terminal and security.

⁹ 4 hotspot regional centers + 3 trans-provincial centers + X (multiple) provincial centers and business nodes.

¹⁰ N (numerous) central resources + 31 provincial level resource pools + X (multiple) edge cloud nodes.

Smart mid-end platform building up. We strove to build and fully implement our industry-leading smart mid-end platform by leveraging the abundant resources and outstanding capabilities in data, AI, blockchain and other fields that we have accumulated over time. By centralizing our capabilities, we were able to launch the unified gateway and branding of the China Mobile Smart Mid-end Platform, combining the salient features of telecommunications operators and our own. This platform has an AaaS (Ability as a Service) system that combines business, data, and technology. Internally, this platform supported our digital and intelligent transformation and has achieved initial outcomes. It has been further deployed to support various aspects of our business, including marketing and sales, service, management, and innovation. Externally, we explored potential digital and intelligent applications in wider society to support sectors including public administration, finance, and cultural tourism. To date, the China Mobile Smart Mid-end Platform has centralized 325 common capabilities and was deployed more than 8.1 billion times per month on average, empowering digitalization and intelligence in more than 2,000 internal and external scenarios. Our *Wutong* big data service cumulatively processed more than 600 petabyte of data, a scale that put us at the forefront of the industry. Through building a mutually beneficial AaaS ecosystem, we strove to scale up the service by strengthening its three pillars – mobile cloud, *Wutong* big data platform and *Jiutian* AI platform – in order to amass additional capabilities on the platform. We also plan to offer modular and ready-to-deploy services by launching feature capabilities such as basic communications, AI, big data, blockchain, security certification and precise positioning, empowering cloud migration, digitalization and intelligent transformation of all industries.

Continuously Strengthening Capabilities for Sustainable Development

To seize the opportunities in the thriving digital economy, we drove technological innovation and enhanced our product portfolio. At the same time, we also deepened industry collaboration to bring benefits to all industry partners and furthered enterprise reforms. All these efforts have equipped us with future-proof capabilities for sustainable development.

Deepened technological innovation. We continued to increase investment in research and development (R&D), with R&D investment as a proportion of revenue¹¹ reaching 2.2% and R&D staff force numbering around 14,000. As part of the national technological innovation system and strategic technological force, we devoted ourselves to scaling critical technological breakthroughs and made sound progress, developing first-class original technologies and serving as a leader in the modern industrial chain. The innovation consortia we founded with industry partners worked together effectively to yield breakthroughs in areas including cloud and network convergence, *5G+BeiDou*, and a cooperative vehicle infrastructure system. We are an industry leader in standard-setting, having cumulatively led 155 5G international standard-setting projects and applied for 3,600 5G patents, which positioned us among the top-tier global telecommunications operators in terms of the number of applications. Further, we have rapidly enhanced critical digital and intelligent capabilities and managed to occupy a leading position among our peers in the world in terms of network digitalization standards, algorithms and application R&D. With our industry-leading technologies such as the proprietary *Jiutian* AI platform, cloud computing, Internet of Things (IoT), smart home and ultra-high-definition videos, we are able to fundamentally lay out a system of core competencies for digitalization.

¹¹ R&D investment as a proportion of revenue = R&D investment / operating revenue. R&D investment includes expensed R&D investments and capitalized R&D investments.

Stable enhancements to product development capabilities. We have further improved the work mechanism of our Product Management Committee and strengthened the “five-in-one” product management system incorporating product development, operations, support, sales, and service. In particular, product managers were given responsibility for their respective products. We further strengthened the closed-loop management of competitive product benchmarking and full life-cycle product management. We systematically organized our products across all portfolios and set out clearer details of the “8+2”¹² strategic product layout that guides the formation of a product system that fully covers our CHBN businesses. We formed taskforces for strategic products with the aim of enhancing both the quantity and quality of these products. The outcome of these taskforces has been encouraging. Ten of the products, including video connecting tones, MIGU Video and “and-Duohao” (add-on numbers) have each recorded more than 100 million customers. Mobile certification boasted the highest penetration rate in the industry, while the revenue share of our public cloud ranked in the top 7 in the market; that of private cloud ranked fifth; that of public administration cloud ranked third. We have also achieved an industry-leading position in terms of additions of 5G dedicated network projects, and delivered more than 100 solutions for 5G application scenarios. Our “9 one platform” functionalities for smart city, smart transportation, smart healthcare and other vertical industry sectors steadily improved, with a gradual expansion of the scale of implementation.

Extended open collaboration. We proactively formed and deepened strategic partnerships with local governments, enterprises and public institutions, collaborating on the promotion of digital industry and digitalization of industries. In doing so, we worked to create cross-disciplinary synergy in information services, to support the innovation and development of the digital economy. We made concerted efforts to help upgrade the industry chain through capital investment and funding. We followed the guiding direction of digital and intelligent transformation, further expanding the information service ecosystem and forming the “Circle of Relatives” to encourage diversity. We launched the “*Yunshang Yidong*”, “*Wutong Yinfeng*” and “*Jiutian Lanyue*” programs to share data services and capabilities with a view to promoting cooperation and helping traditional sectors with digital and intelligent upgrades. We set up a joint fund with the National Natural Science Foundation of China to carry out advance research into next-generation information and communications technologies, including 6G. Drawing on the complementary effects of collaborative and proprietary research, we established the Joint Innovation Plus scheme. Through collaboration with national platforms and tertiary institutes, we also supported applied and fundamental research. In addition, we explored enterprise joint research with a view to speeding up the formation of our hard capabilities.

¹² “8” refers to and-Caiyun, super SIM, mobile certification, 5G message, video connecting tones, cloud-based games, cloud VR and cloud AR; “2” refers to FinTech and HDICT (Home data, information and communications technology solutions).

Deepened enterprise reforms. With the goal of establishing China Mobile as a world-class model enterprise, we systemically furthered reforms to governance, staff deployment and incentive mechanisms. Through reforming these three key areas, we built new momentum towards the high-quality development of our organization. We have furthered the “Double-hundred Action” – an initiative for reforming state-owned enterprises that benchmarks world-leading companies, and the national reform program that drives selected Chinese technology companies to implement market-oriented reforms. We spun off the chip business of our IoT subsidiary to form XinSheng Tech, which saw us introduce strategic investors and kick off mixed-ownership reforms. We furthered the development of the Jiutian “special zone” to set the benchmark for technological research. To support research teams that are capable of independent operations, have a clear profit model and show outstanding core capabilities, we explored the possibility of allowing them to operate with an enterprise model and giving them market-based incentives. We also continued our efforts to build up our “T-H-T” (Ten-Hundred-Thousand) technical expert system, bringing into full play our leading industry expertise to continuously stimulate creativity and entrepreneurial spirit. We continued to connect with partners throughout the industry chain to form pan-terminal and cross-channel sales alliances in an effort to form an encompassing direct sales system to drive channel transformation and upgrade. We promoted reforms to the operations of our terminal business, enhancing its ability to provide support for our business transformation and to pool resources. At the same time, reforms were also launched at China Mobile Tietong, with the aim of improving efficiency and quality of localized services including installation, maintenance, marketing and sales. We have also taken steps to optimize the development direction of our design institute, building a digital-intelligent, transformative consulting service system. Our provincial and specialized subsidiaries continued to deliver synergy which strongly supported our high-quality development. We also deepened reforms to our grid operations, fully implementing plans to reduce the workload of frontline grid operations and forming an inverted pyramid under which managers have been urged to provide support to frontline staff to effectively unleash the vitality enabled by grid operations.

Setting the Benchmark for Environmental, Social and Governance (ESG) Performance

As a responsible corporate citizen, we consistently place importance on integrating ESG practice into our operations as we undergo business transformation and development. We are committed to achieving this goal by creating greater good for the wider community with the utmost sincerity. Leveraging our expertise and striving to become a model enterprise, we have placed particular emphasis on compliance, integrity, and green operations. In addition, we have consistently reinforced our risk management and internal controls, put people first and proactively contributed to society to ensure the healthy and sustainable development of the Company.

Practiced green operations. We are committed to growing in harmony with the environment. Since the launch of our “Green Action Plan” 15 years ago, we have been devoted to full lifecycle environmental management covering three aspects: the Company ourselves, the industry, and society. We built green industry and supply chains and developed innovative environmental governance and ecological protection solutions to contribute to the goals of peaking carbon emissions and achieving carbon neutrality. In 2021, we published the C² Three Energy-China Mobile Carbon Peak Carbon Neutrality Action Plan whitepaper in order to establish a new development model based on three aspects of energy and six green initiatives¹³. We conducted further research into energy-saving technology in our networks and applied the outcomes to our business. We promoted the green transformation of our network structure and proactively adopted clean energy. All these steps have helped us advance low-carbon development and contribute to society-wide efforts to reduce carbon emissions by means of information technology. As a result, the total energy consumption per unit of our telecommunications business decreased by 22.1% year-on-year.

¹³ “Three aspects of energy” refers to three courses of actions: energy saving, clean energy and empowerment; “Six green initiatives” alludes to six implementation roadmaps: green networks, green energy consumption, green supply chain, green office, green empowerment and green culture.

Fulfilled social responsibility. Drawing on our expertise, we continued to contribute to social development and endeavored to meet people’s demands for a better life. In 2021, we accelerated the development of new infrastructure, and further implemented network speed upgrade and tariff reduction to benefit corporate and individual customers. We also assisted the digital and intelligent upgrades for a large number of industry sectors and facilitated the digital transformation of the economy and society. In addition, we made full use of 5G, big data, AI, and other network information technologies to build a strong defense against COVID-19, combating COVID-19 using intelligent means, at the same time making every endeavor to provide reliable communications, maintain service continuity and step up comprehensive prevention and control measures. We have successfully completed telecommunications and network security missions for various large-scale events, including the Beijing Winter Olympics. In emergency rescue and disaster relief communications missions, we employed technological solutions such as using drones to form high-altitude base stations to support the rainstorm-stricken areas in Henan – an approach that received widespread acclaim. We proactively prevented and combated malicious telecommunications and cyber-crimes and strengthened personal information protection, creating a healthy and safe communications environment for our customers. Furthermore, based on the “1+3+X”¹⁴ network plus rural revitalization model, we launched a digital-intelligent village revitalization plan with the aims of consolidating the outcomes of poverty alleviation, and narrowing the digital and application divide to empower the modernization and intelligentization of agriculture and of rural areas. We continued to initiate philanthropic campaigns to promote common prosperity. The “Blue Dream” project has now provided professional training for a cumulative of nearly 130,000 primary and secondary school headmasters in rural villages in the mid-west of China. Meanwhile, the “Heart Caring” campaign has provided free congenital heart disease surgery to more than 7,000 children from underprivileged families. China Mobile’s philanthropy platform was approved by the Ministry of Civil Affairs as one of the third batch of online fundraising information platforms, making us the first and only domestic telecommunications operator to be granted this qualification.

¹⁴ With the overarching goal of improving the service capability of rural information infrastructure, the company has consistently heightened emphasis on securing resources on organizations, funds and talent, while fully integrating network information services into and serving the agricultural sector, the countryside and farmers, and promoting rural revitalization through digital and intelligent means.

Enhanced corporate governance. We adhered to the principles of integrity, transparency, openness, and efficiency to fully comply with all applicable listing rules to ensure sound corporate governance. We pursued policies to maintain board member diversity and ensured the independent non-executive directors contribute their respective experience and expertise to help us further improve our corporate governance and decision-making mechanisms. By consistently following the compliance principles of “strictly observing laws, duly respecting rules, fulfilling commitments and upholding integrity”, we implemented our “Compliance Escort Plan”, which helped to strengthen our compliance management system, extend compliance practice to new businesses, and improve our compliance management capabilities. We are also committed to enhancing our risk detection ability and risk control through digital and intelligent means, in order to strengthen our supervision over key businesses, projects and areas, and to ensure sound operations.

Our overall performance has received widespread acclaim. We were named one of the top ten “National Pillar” brands at China Media Group’s second China Brand Power Grand Ceremony. In addition, we won the Best of Asia – “Asia’s Icon on ESG”, Best Investor Relations Company, Best Corporate Social Responsibility and Best Corporate Communications awards from *Corporate Governance Asia*, Asia’s Honored Company award from *Institutional Investor*, and the Titanium Award from *The Asset ESG Corporate Awards*. Our parent company was named by the State-owned Assets Supervision and Administration Commission as a Model State-owned Enterprise on Corporate Governance, and won the 11th China Charity Award, which is the most prestigious government award in philanthropy in China.

A-share Listing Marked a New Milestone

On 5 January 2022, the Company’s A-shares were officially listed on the main board of the Shanghai Stock Exchange, making us the first red-chip stock listed on the main board of the A-share market and marking another milestone in our history of development. With the listing of our A-shares, we successfully formed a “Hong Kong+ A-share” capital operation platform, effectively connecting customers, business, and the capital market, and allowing our customers to share the returns of our growth. Capital will also serve as a link for us to build a new ecosystem for open collaboration and create new advantages for our brand.

The Company’s A-share listing raised net proceeds of around RMB51.4 billion, making it the largest IPO for the A-share main board listing in a decade. The Company has introduced 19 diverse and high-quality strategic investors, including national-level investment platforms, well-known leading enterprises in various fields, and long-term financial investors such as the National Social Security Fund. The powerful joint force resulting from the collaboration of strong enterprises is set to maximize synergies to create a brighter future for the digital economy.

The Company will rigorously follow the regulatory rules of the jurisdictions in which it is listed. We will use the proceeds in a highly efficient manner, with the goal of creating new information infrastructure of first-class quality, as well as a new digital ecosystem that enables open collaboration. In addition, we will continue to improve our corporate governance structure and decision-making mechanism, providing premium information services and delivering remarkable operating results to our customers and investors.

Future Outlook

With the advancement of a new wave of technological revolution and industry transformation, information technology has increasingly become the fiber of every aspect and process of the economy, society, and people's livelihoods. The pace at which the digital economy is developing, and the breadth and depth of its impact are at previously unseen levels. China's digital economy is expected to grow from 38.6% of its GDP in 2020 to more than 50% by 2025. The information and communications sector, as the key driver of digital economic development, will have ample room for growth.

We are blessed with valuable opportunities and a solid foundation from which to accelerate the expansion of information services. To start with, 5G traction has gradually emerged, which has not only unleashed domestic consumption demand but also effectively transformed traditional industries, nurturing new revenue growth areas. "Connectivity, computing force and ability" have gradually become the pillars that support the digital-intelligent transformation of the whole society. It is estimated that by 2025, the revenue of China's information services industry will exceed RMB20 trillion, with a compound annual growth rate (CAGR) of 14.4%, while its computing force network market size will exceed RMB1 trillion, with a CAGR of 25%. At the same time, in order to increase the strength, quality and scope of its digital economy, China has provided very favorable policy support. More proactive steps are taken to strengthen the overall planning of the construction of Digital China, build digital information infrastructure, launch the scale application of 5G, promote the digital transformation of industries and develop smart cities and digital villages. The industry has reached a consensus on high-quality development and is competing in a more rational manner, launching more co-construction and sharing initiatives. All these are steering the industry towards healthier and more orderly development.

However, we face uncertainties in our transformation and development. The shortage in chip supplies, fluctuations in energy and raw material prices, and other factors will all somehow affect our operations. While the information services market landscape has become more complex and volatile, the trend towards cross-disciplinary collaboration and convergence has become more prominent. Our core business has faced competition from multiple fronts which has become more intense. These challenge us to increase our efforts in digital-intelligent platform operations and product offerings. In addition, there is the rising threat of cyberattacks, which is driving us to further raise risk awareness of cybersecurity, and information and data protection, as well as continuously strengthening risk prevention and control.

We need to be adept at long-term planning, while taking practical steps to deliver solid outcomes. Faced with a complex reality in which both opportunities and challenges exist, we reiterate our development goal of becoming a world-class information services and sci-tech innovation enterprise. We will spare no effort in building a new information service system of “connectivity, computing force and ability” based on 5G, computing force network and smart mid-end platforms, in order to create a new model of value growth. We will drive new infrastructure by systematically creating new information architecture centered around 5G, computing force, and smart mid-end platforms to accelerate the realization of ubiquitous network, omnipresent computing force and omnipotent intelligence. We will also fully integrate new elements, boosting the integration and application of information technology and data to develop a new growth model and an industry ecosystem driven by digitalization and intelligence. In addition, we will instigate new growth momentum through information technology integration and innovation, as well as deeply embedding information technology in the economy, society, and people’s livelihoods. Through promoting the digital industry, we will help the digitalization of industries, thus nurturing new industries, new landscapes and new models of information services.

2022 is a critical transitional year in the 14th Five-Year Plan, building on the past and preparing for the future. We will embrace the new phase of development, fully, accurately and comprehensively implement the new principles of development, and devote ourselves to the new paradigm to promote high-quality development. We will pursue stable progress while forging ahead with a steadfast focus on innovation-driven development. At the same time, we will advance towards the new position of becoming a world-class information services and sci-tech innovation enterprise and implement our new strategy of becoming a world-class enterprise by building a dynamic “Powerhouse”. We will drive new infrastructure, integrate new elements and instigate new growth momentum, striving to achieve favourable growth in telecommunications services revenue and net profit and consistently creating greater value for our shareholders and customers.

Acknowledgement

Finally, on behalf of the Board, I would like to take this opportunity to express my heartfelt gratitude for the support of our shareholders, customers, and the public, and for the dedication and contribution of our employees.

Yang Jie
Chairman

Hong Kong, 23 March 2022

GROUP RESULTS

China Mobile Limited (the “**Company**”) is pleased to announce the audited consolidated results of the Company and its subsidiaries (the “**Group**”) for the year ended 31 December 2021.

CONSOLIDATED STATEMENT OF COMPREHENSIVE INCOME

for the year ended 31 December 2021

(Expressed in Renminbi (“**RMB**”))

	Note	2021 Million	2020 Million
Operating revenue	5		
Revenue from telecommunications services		751,409	695,692
Revenue from sales of products and others		96,849	72,378
		<u>848,258</u>	<u>768,070</u>
Operating expenses			
Network operation and support expenses	6	225,010	206,424
Depreciation and amortization		193,045	172,401
Employee benefit and related expenses		118,680	106,429
Selling expenses		48,243	49,943
Cost of products sold		96,083	73,100
Other operating expenses	7	49,234	47,039
		<u>730,295</u>	<u>655,336</u>
Profit from operations		117,963	112,734
Other gains		8,257	5,602
Interest and other income	8	16,729	14,341
Finance costs		(2,679)	(2,996)
Income from investments accounted for using the equity method		11,914	12,678
		<u>152,184</u>	<u>142,359</u>
Profit before taxation		152,184	142,359
Taxation	9	(35,878)	(34,219)
PROFIT FOR THE YEAR		<u>116,306</u>	<u>108,140</u>

CONSOLIDATED STATEMENT OF COMPREHENSIVE INCOME (CONTINUED)

for the year ended 31 December 2021

(Expressed in Renminbi (“RMB”))

	Note	2021 Million	2020 Million
Other comprehensive income for the year, net of tax:			
Items that will not be subsequently reclassified to profit or loss			
Changes in the fair value of financial assets measured at fair value through other comprehensive income		(406)	957
Remeasurement of defined benefit liabilities		(143)	–
Share of other comprehensive income/(loss) of investments accounted for using the equity method		7	(32)
Items that may be subsequently reclassified to profit or loss			
Currency translation differences		(882)	(1,915)
Share of other comprehensive loss of investments accounted for using the equity method		(219)	(585)
TOTAL COMPREHENSIVE INCOME FOR THE YEAR		114,663	106,565
Profit attributable to:			
Equity shareholders of the Company		116,148	107,843
Non-controlling interests		158	297
PROFIT FOR THE YEAR		116,306	108,140
Total comprehensive income attributable to:			
Equity shareholders of the Company		114,505	106,268
Non-controlling interests		158	297
TOTAL COMPREHENSIVE INCOME FOR THE YEAR		114,663	106,565
Earnings per share – Basic	10(a)	RMB5.67	RMB5.27
Earnings per share – Diluted	10(b)	RMB5.67	RMB5.27

Details of dividends to the equity shareholders of the Company are set out in note 11.

CONSOLIDATED BALANCE SHEET

as at 31 December 2021

(Expressed in RMB)

	Note	As at 31 December 2021 Million	As at 31 December 2020 Million
Assets			
Non-current assets			
Property, plant and equipment	12	723,305	705,547
Construction in progress		71,742	71,651
Right-of-use assets		55,350	65,091
Land use rights		15,739	16,192
Goodwill		35,344	35,344
Other intangible assets		8,171	7,213
Investments accounted for using the equity method		169,556	161,811
Deferred tax assets		43,216	38,998
Financial assets measured at fair value through other comprehensive income		689	1,111
Financial assets measured at fair value through profit or loss		78,600	–
Restricted bank deposits		7,046	8,836
Other non-current assets		37,198	36,345
		<u>1,245,956</u>	<u>1,148,139</u>
Current assets			
Inventories		10,203	8,044
Contract assets		6,551	3,841
Accounts receivable	13	34,668	38,401
Other receivables		10,137	9,923
Amount due from ultimate holding company		2,612	1,396
Prepayments and other current assets		28,291	25,713
Prepaid income tax		875	1,157
Other financial assets measured at amortized cost		33,884	36,724
Financial assets measured at fair value through profit or loss		132,995	128,603
Restricted bank deposits		2,163	2,830
Bank deposits		89,049	110,382
Cash and cash equivalents		243,943	212,729
		<u>595,371</u>	<u>579,743</u>
Total assets		<u><u>1,841,327</u></u>	<u><u>1,727,882</u></u>

CONSOLIDATED BALANCE SHEET (CONTINUED)

as at 31 December 2021

(Expressed in RMB)

	Note	As at 31 December 2021 Million	As at 31 December 2020 Million
Equity and liabilities			
Liabilities			
Current liabilities			
Accounts payable	14	152,712	167,990
Bills payable		12,747	4,561
Contract liabilities		79,068	79,028
Accrued expenses and other payables		274,509	200,952
Amount due to ultimate holding company		23,478	26,714
Income tax payable		13,575	13,856
Lease liabilities		26,059	24,173
		<u>582,148</u>	<u>517,274</u>
Non-current liabilities			
Lease liabilities – non-current		30,922	42,460
Deferred revenue		8,487	8,601
Deferred tax liabilities		2,369	1,668
Other non-current liabilities		7,109	5,107
		<u>48,887</u>	<u>57,836</u>
Total liabilities		<u>631,035</u>	<u>575,110</u>
Equity			
Share capital		402,130	402,130
Reserves		804,220	746,786
Total equity attributable to equity shareholders of the Company		<u>1,206,350</u>	<u>1,148,916</u>
Non-controlling interests		<u>3,942</u>	<u>3,856</u>
Total equity		<u>1,210,292</u>	<u>1,152,772</u>
Total equity and liabilities		<u>1,841,327</u>	<u>1,727,882</u>

CONSOLIDATED STATEMENT OF CASH FLOWS
for the year ended 31 December 2021
(Expressed in RMB)

	2021	2020
	Million	Million
Net cash generated from operating activities	314,764	307,761
Net cash used in investing activities	(238,296)	(188,106)
Net cash used in financing activities	(45,201)	(82,252)
Net increase in cash and cash equivalents	31,267	37,403
Cash and cash equivalents at beginning of year	212,729	175,933
Effect of changes in foreign exchange rate	(53)	(607)
Cash and cash equivalents at end of year	<u>243,943</u>	<u>212,729</u>

NOTES:

(Expressed in RMB unless otherwise indicated)

1 General Information

China Mobile Limited (the “**Company**”) was incorporated in the Hong Kong Special Administrative Region (“**Hong Kong**”) of the People’s Republic of China (the “**PRC**”) on 3 September 1997. The principal activities of the Company and its subsidiaries (together referred to as the “**Group**”) are the provision of telecommunications and information related services in the mainland of China and in Hong Kong (for the purpose of preparing the consolidated financial statements, the mainland of China refers to the PRC excluding Hong Kong, Macau Special Administrative Region of the PRC and Taiwan). The Company’s immediate holding company is China Mobile Hong Kong (BVI) Limited (incorporated in the British Virgin Islands), and the Company’s ultimate holding company is China Mobile Communications Group Co., Ltd. (“**CMCC**”, incorporated in the mainland of China). The address of the Company’s registered office is 60th Floor, The Center, 99 Queen’s Road Central, Hong Kong.

The shares of the Company have been listed on The Stock Exchange of Hong Kong Limited (the “**HKEX**”) since 23 October 1997 and the American Depositary Shares (“**ADSs**”) of the Company had been listed on the New York Stock Exchange LLC (the “**NYSE**”) since 22 October 1997. In January 2021, the NYSE announced to commence delisting proceedings of the ADSs of the Company and on 7 May 2021, the NYSE filed a Form 25 with the US Securities and Exchange Commission to strike the Company’s ADSs from listing and registration. The delisting of the Company’s ADSs became effective on 18 May 2021. On 5 January 2022, the Company completed the initial public offering of ordinary shares subscribed for and traded in RMB (the “**RMB Shares**”), which were listed on the Shanghai Stock Exchange (the “**RMB Share Issue**”).

2 Basis of Preparation

These consolidated financial statements have been prepared in accordance with all applicable International Financial Reporting Standards (“**IFRSs**”) issued by the International Accounting Standards Board (“**IASB**”), which collective term includes all applicable individual International Financial Reporting Standards, International Accounting Standards (“**IASs**”) and Interpretations issued by the IASB. Hong Kong Financial Reporting Standards (“**HKFRSs**”), which collective term includes all applicable individual Hong Kong Financial Reporting Standards, Hong Kong Accounting Standards (“**HKASs**”) and Interpretations issued by the Hong Kong Institute of Certified Public Accountants (“**HKICPA**”), are consistent with IFRSs that relates to the Group’s consolidated financial statements. These consolidated financial statements also comply with HKFRSs, the requirements of Hong Kong Companies Ordinance (Cap. 622), and the applicable disclosure provisions of the Rules Governing the Listing of Securities on the HKEX (the “**Listing Rules**”).

The financial information relating to the years ended 31 December 2021 and 2020 included in this preliminary announcement of annual results 2021 do not constitute the Company’s statutory annual consolidated financial statements for those years but is derived from those financial statements. Further information relating to these statutory financial statements required to be disclosed in accordance with section 436 of the Hong Kong Companies Ordinance (Cap. 622) is as follows:

The Company has delivered the financial statements for the year ended 31 December 2020 to the Registrar of Companies as required by section 662(3) of, and Part 3 of Schedule 6 to, the Hong Kong Companies Ordinance (Cap. 622) and will deliver the financial statements for the year ended 31 December 2021 in due course.

The Company’s auditor has reported on the consolidated financial statements. The auditor’s reports were unqualified; did not include a reference to any matters to which the auditor drew attention by way of emphasis without qualifying its reports; and did not contain a statement under sections 406(2), 407(2) or (3) of the Hong Kong Companies Ordinance (Cap. 622).

3 Changes in Accounting Policies

The following amendments are mandatory for the first time for the Group's financial year beginning on 1 January 2021 and are applicable for the Group:

Amendments to IFRS/HKFRS 9 "Financial Instruments", IAS/HKAS 39 "Financial Instruments: Recognition and Measurement", IFRS/HKFRS 7 "Financial Instruments: Disclosures", IFRS/HKFRS 4 "Insurance Contracts" and IFRS/HKFRS 16 "Leases" – Interest rate benchmark reform – phase 2

The above amendments IFRS/HKFRS and IAS/HKAS effective for the financial year beginning on 1 January 2021 do not have a material impact on the Group.

In addition, the IASB and HKICPA also published a number of new standards and amendments to standards which are effective for the Group's financial year beginning on or after 1 January 2022 and have not been early adopted by the Group. Management is assessing the impact of such standards and will adopt the relevant standards in the subsequent periods as required.

4 Segment Reporting

An operating segment is a component of the Group that engages in business activities from which the Group may earn revenue and incur expenses, and is identified on the basis of the internal financial reports that are provided to and regularly reviewed by the Group's Chief Operating Decision Maker ("CODM") in order to allocate resources and assess performance of the segment. The CODM has been identified as the Executive Directors of the Company. For the years presented, the Group as a whole is an operating segment since the Group is only engaged in telecommunications and information related businesses. No geographical information has been disclosed as the majority of the Group's operating activities are carried out in the mainland of China. The Group's assets located and operating revenue derived from activities outside the mainland of China are less than 5% of the Group's assets and operating revenue, respectively.

5 Operating Revenue

	2021 Million	2020 Million
Revenue from telecommunications services		
Voice services	76,163	78,782
SMS & MMS services	31,100	29,485
Wireless data traffic services	392,859	385,679
Wireline broadband services	94,230	80,808
Applications and information services	136,961	101,038
Others	20,096	19,900
	<u>751,409</u>	<u>695,692</u>
Revenue from sales of products and others	<u>96,849</u>	<u>72,378</u>
	<u><u>848,258</u></u>	<u><u>768,070</u></u>

The majority of the Group's operating revenue is from contracts with customers, and the remaining is not material. Majority of the Group's revenue from contracts with customers was recognized over time.

6 Network Operating and Support Expenses

	Note	2021 Million	2020 Million
Maintenance, operation support and related expenses		137,095	117,758
Power and utilities expenses		36,878	37,661
Charges for use of tower assets	(i) (iii)	26,248	26,836
Charges for use of lines and network assets	(ii) (iii)	8,272	8,224
Charges for use of other assets	(ii) (iii)	6,521	6,149
Others		9,996	9,796
		<u>225,010</u>	<u>206,424</u>

Note:

- (i) Charges for use of tower assets include the non-lease components charges (maintenance, certain ancillary facilities usage and related support services) for use of telecommunications towers and variable lease payments not based on an index or a rate, which are recorded in profit or loss as incurred.
- (ii) Charges for use of lines and network assets and other assets mainly include the non-lease components charges and the lease components charges for lease contracts that are exempted from recognition of right-of-use assets and lease liabilities, such as short-term lease payments, lease payments of low-value assets and variable lease payments not based on an index or a rate, which are recorded in profit or loss as incurred.
- (iii) For the year ended 31 December 2021, short-term lease payments and lease payments of low-value assets amounted to RMB6,576 million (2020: RMB4,462 million), and variable lease payments not based on an index or a rate, which are recorded in profit or loss as incurred, amounted to RMB7,160 million (2020: RMB7,770 million).

7 Other Operating Expenses

	Note	2021 Million	2020 Million
Interconnection		20,064	19,821
Expected credit impairment losses		4,171	5,084
Write-down of inventories		280	196
Net loss on disposal and write-off of property, plant and equipment		1,748	1,547
Research and development expenses	(i)	6,676	4,898
Auditors' remuneration			
– audit services	(ii)	98	109
– tax services		–	3
– other services		–	2
Taxes and surcharges		2,722	2,462
Others		13,475	12,917
		<u>49,234</u>	<u>47,039</u>

Note:

- (i) The item does not include depreciation and amortization and employee benefit and related expenses related to research and development.
- (ii) Audit services include reporting on the Group's internal controls over financial reporting pursuant to regulatory requirements at a service fee of RMB19 million (2020: RMB22 million).

8 Interest and Other Income

	2021 Million	2020 Million
Interest income	10,934	11,447
Net gains on hold/disposal of financial assets	5,795	2,894
	<u>16,729</u>	<u>14,341</u>

9 Taxation

Taxation in the consolidated statement of comprehensive income represents:

	Note	2021 Million	2020 Million
Current tax			
Provision for enterprise income tax in the mainland of China and other countries and regions on the estimated assessable profits for the year	(i)	38,957	39,870
Provision for Hong Kong profits tax on the estimated assessable profits for the year	(ii)	431	400
		<u>39,388</u>	<u>40,270</u>
Deferred tax			
Origination and reversal of temporary differences, net		<u>(3,510)</u>	<u>(6,051)</u>
		<u>35,878</u>	<u>34,219</u>

Note:

- (i) The provision for enterprise income tax in the mainland of China and other countries and regions has been calculated on the estimated assessable profits for the year at the rates of taxation prevailing in the regions in which the Group operates. The Company's subsidiaries operate mainly in the mainland of China. The provision for the PRC enterprise income tax is based on the statutory tax rate of 25% (2020: 25%) on the estimated assessable profits determined in accordance with the relevant income tax rules and regulations of the PRC for the year ended 31 December 2021. Certain subsidiaries of the Company entitle to the preferential tax rate of 15% (2020: 15%), and certain research and development costs of the Company's PRC subsidiaries are qualified for 75% (2020: 75%) additional deduction for tax purpose.
- (ii) The provision for Hong Kong profits tax is calculated at 16.5% (2020: 16.5%) of the estimated assessable profits for the year ended 31 December 2021.
- (iii) Pursuant to the "Notice regarding Matters on Determination of Tax Residence Status of Chinese-controlled Offshore Incorporated Enterprises under Rules of Effective Management" issued by SAT in 2009 ("**2009 Notice**"), the Company is qualified as a PRC offshore-registered resident enterprise. Accordingly, the dividend income of the Company from its subsidiaries in the PRC is exempted from PRC enterprise income tax.

10 Earnings Per Share

(a) Basic earnings per share

The calculation of basic earnings per share for the year ended 31 December 2021 is based on the profit attributable to equity shareholders of the Company of RMB116,148 million (2020: RMB107,843 million) and the weighted average number of 20,475,482,897 shares (2020: 20,475,482,897 shares) in issue during the year.

(b) Diluted earnings per share

For the year ended 31 December 2021 and 2020, the Group has considered the impact from the following factors when calculating diluted earnings per share:

- (i) Convertible bonds issued by an associate of the Group (“CB”) that were outstanding during the periods;
- (ii) Share options issued by the Company that were outstanding during the periods; and
- (iii) The RMB Shares publicly offered but had yet to be listed on the Shanghai Stock Exchange as at 31 December 2021.

Of the above, (i) the CB had a dilutive effect on earnings per share for the year ended 31 December 2021 but not 2020, as the assumed conversion would have decreased the profit attributable to equity shareholders of the Company for the year ended 31 December 2021 (2020: increased). The other two factors had no dilutive effect for both periods, since (ii) the exercise price of the share options exceeded the average market price of the Company’s ordinary shares on the HKEX during the periods the share options were outstanding, (iii) the offer price of the RMB Shares was not lower than its fair value during the period from the subscription date to 31 December 2021.

For the year ended 31 December 2021, the calculation of diluted earnings per share is based on the profit attributable to equity shareholders of the Company of RMB116,120 million (2020: RMB107,843 million) as a result of the assumed conversion of CB and the weighted average number of 20,475,482,897 shares (2020: 20,475,482,897 shares) in issue during the year.

	2021 Million
Profit attributable to equity shareholders of the Company used in calculating basic earnings per share	116,148
Add: changes in share of profit of the associate	308
Less: fair value gain and interest income relating to the CB held by the Group, net of tax	(336)
	<hr/>
Profit attributable to equity shareholders of the Company used in calculating diluted earnings per share	116,120
	<hr/> <hr/>

For the year ended 31 December 2020, diluted earnings per share were the same as basic earnings per share.

11 Dividends

Dividends attributable to the year:

	2021	2020
	Million	Million
Ordinary interim dividend declared and paid of HK\$1.630 (equivalent to approximately RMB1.356) (2020: HK\$1.530 (equivalent to approximately RMB1.398)) per share	27,669	27,557
Ordinary final dividend proposed after the balance sheet date of HK\$2.430 (equivalent to approximately RMB1.987) (2020: HK\$1.760 (equivalent to approximately RMB1.481)) per share	42,443	30,330
	<u>70,112</u>	<u>57,887</u>

The proposed ordinary final dividend, which is declared in Hong Kong dollar is translated into RMB with reference to the rate HK\$1 = RMB0.81760, being the rate announced by the State Administration of Foreign Exchange in the PRC on 31 December 2021. As the ordinary final dividend was declared after the balance sheet date, such dividend is not recognized as liability as at 31 December 2021.

In case of any change in the total number of issued shares of the Company between the date of this announcement and the record date for the implementation of the 2021 final dividend, the Company intends to keep the total amount of profit distribution unchanged and adjust the amount of dividend per share accordingly.

In accordance with the 2009 Notice and the PRC enterprise income tax law, the Company is required to withhold enterprise income tax equal to 10% of any dividend, when it is distributed to non-resident enterprise shareholders whose names appeared on the Company's register of members, as at the record date for such dividend, and who were not individuals.

12 Property, Plant and Equipment

With the accelerating construction of the Group's 5G telecommunications network, changes in subscribers' behaviour and market conditions, the Group continually terminated or retired the inefficient or invalid assets to further improve network quality. During the process, the Group increasingly noted that the corresponding net disposal proceeds of certain assets may not fully compensate their remaining net book value. In 2021, the Group reviewed the residual value rate of assets, and decided to adjust the residual value rate of certain wireless and transmission assets (mainly comprising 2G wireless equipment, telecommunications optic cables and pipelines, etc) to zero. The aforesaid changes in accounting estimates were made using the prospective application method. The depreciation and amortization for the year ended 31 December 2021 increased by approximately RMB9,420 million as a result of the aforesaid changes in accounting estimates.

The Group adjusted the depreciable lives of the 4G wireless assets from 5 years to 7 years with effect from 2020. The aforesaid changes in accounting estimates were made using the prospective application method, resulting in the depreciation and amortization for the year ended 31 December 2020 decreased by approximately RMB19,685 million.

13 Accounts Receivable

Aging analysis of accounts receivable, net of loss allowance is as follows:

	As at 31 December 2021 Million	As at 31 December 2020 Million
Base on invoice date:		
Within 30 days	12,198	14,917
31 – 60 days	3,855	4,132
61 – 90 days	4,045	3,255
91 days – 1 year	11,457	13,076
Over 1 year	3,113	3,021
	<u>34,668</u>	<u>38,401</u>

The accounts receivable of the Group are primarily comprised of receivables due from customers and other telecommunications operators.

14 Accounts Payable

Accounts payable primarily include payables for expenditure of network expansion, maintenance and support expenses and interconnection expenses, etc.

The aging analysis of accounts payable is as follows:

	As at 31 December 2021 Million	As at 31 December 2020 Million
Base on invoice date:		
Within 180 days	86,545	85,872
181 days to 1 year	28,948	41,316
Over 1 year	37,219	40,802
	<u>152,712</u>	<u>167,990</u>

All the accounts payable are expected to be settled within one year or are repayable on demand.

15 Capital Commitments

The Group's capital expenditure contracted for as at 31 December but not provided for in the consolidated financial statements are as follows:

	2021 Million	2020 Million
Land and buildings	4,049	8,607
Telecommunications equipment and others	29,510	37,967
	<u>33,559</u>	<u>46,574</u>

16 Events After the Reporting Period

RMB Share Issue

On 5 January 2022, the Company completed the RMB Share Issue and issued 845,700,000 RMB Shares (before the exercise of the over-allotment option). On 9 February 2022, the Company further issued 57,067,867 RMB Shares pursuant to the exercise of the over-allotment option. The final number of RMB Shares issued under the RMB Share Issue was 902,767,867 shares, representing 4.22% of the total number of issued shares of the Company immediately after the exercise of the over-allotment option.

Buy back Hong Kong Shares

At the annual general meeting of the Company held on 29 April 2021, the shareholders of the Company granted to the Board of Directors the authority to buy back up to 2,047,548,289 shares listed on the HKEX (the "**Hong Kong Shares**"). From the balance sheet date to the date of approval of these financial statements, the Company has bought back accumulatively 15,424,000 Hong Kong Shares. Such buy-backs were financed from the Company's available cash flow or working capital facilities.

Proposed dividend

After the balance sheet date, the Board of Directors proposed a final dividend for the year ended 31 December 2021. Further details are disclosed in note 11.

PURCHASE, SALE OR REDEMPTION OF THE COMPANY'S LISTED SECURITIES

During the year ended 31 December 2021, neither the Company nor any of its subsidiaries purchased, sold or redeemed any of the Company's listed securities.

AUDIT COMMITTEE

The Audit Committee reviewed the Group's audited financial statements for the year ended 31 December 2021. Based on the review and discussions with management, the Audit Committee was satisfied that these statements were prepared in accordance with applicable accounting standards and fairly present the Group's financial position and results for the year ended 31 December 2021.

COMPLIANCE WITH THE CODE PROVISIONS OF THE CORPORATE GOVERNANCE CODE

For the financial year ended 31 December 2021, the Company complied with all the then-effective code provisions of the Corporate Governance Code as set out in Appendix 14 to the Rules Governing the Listing of Securities on The Stock Exchange of Hong Kong Limited (the "**Hong Kong Listing Rules**"), except that the Company and its directors (including independent non-executive directors) have not entered into any service contract with a specified term. All directors are subject to retirement by rotation and re-election at the annual general meetings every three years.

ANNUAL GENERAL MEETING AND PAYMENT OF FINAL DIVIDEND

The 2022 annual general meeting of the Company (the "**2022 AGM**") will be held on Wednesday, 18 May 2022 at 10:00 a.m.. The notice of the 2022 AGM, the accompanying circular and the proxy form will be despatched to holders of the shares in the Company listed on the Main Board of The Stock Exchange of Hong Kong Limited (the "**Hong Kong Shares**") in accordance with the Hong Kong Listing Rules.

Subject to the approval by shareholders at the 2022 AGM, the 2021 final dividend (the "**2021 Final Dividend**") will be paid on or about Wednesday, 15 June 2022 to all shareholders.

In case of any change in the total number of issued shares of the Company between the date of this announcement and the record date for the implementation of the 2021 Final Dividend, the Company intends to keep the total amount of profit distribution unchanged and adjust the amount of dividend per share accordingly, with the specific adjustments to be announced separately.

The Company will announce further details regarding the proposed payment of the 2021 Final Dividend, including the expected timetable and arrangements for the closure of the register of members of the Company for the Hong Kong Shares and other matters, in due course.

PUBLICATION OF 2021 ANNUAL RESULTS AND 2021 ANNUAL REPORT

This announcement is published on the HKEXnews website of The Stock Exchange of Hong Kong Limited at <http://www.hkexnews.hk> and the website of the Company at <http://www.chinamobileltd.com>. The 2021 Annual Report prepared in accordance with relevant requirements under the Companies Ordinance (Chapter 622 of the Laws of Hong Kong) and the Hong Kong Listing Rules will be despatched to holders of the Hong Kong Shares and be available on the websites of HKEXnews, the Shanghai Stock Exchange and the Company.

The consolidated financial information set out above does not constitute the Company's statutory financial statements for the year ended 31 December 2021 but is derived from those financial statements. Statutory financial statements for the year ended 31 December 2021, which contain an unqualified auditor's report, will be delivered to the Registrar of Companies as well as made available on the Company's website at <http://www.chinamobileltd.com>.

FORWARD-LOOKING STATEMENTS

Certain statements contained in this announcement may be viewed as “forward-looking statements” within the meaning of Section 27A of the U.S. Securities Act of 1933, as amended, and Section 21E of the U.S. Securities Exchange Act of 1934, as amended. Such forward-looking statements involve known and unknown risks, uncertainties and other factors, which may cause the actual performance, financial condition or results of operations of the Company to be materially different from those implied by such forward-looking statements. In addition, the Company does not intend to update these forward-looking statements. Further information regarding these risks, uncertainties and other factors is included in the Company's most recent Annual Report on Form 20-F and other filings with the U.S. Securities and Exchange Commission.

As at the date of this announcement, the Board of Directors of the Company comprises Mr. Yang Jie, Mr. Dong Xin, Mr. Wang Yuhang and Mr. Li Ronghua as executive directors and Dr. Moses Cheng Mo Chi, Mr. Paul Chow Man Yiu, Mr. Stephen Yiu Kin Wah and Dr. Yang Qiang as independent non-executive directors.

APPENDIX II

RECENT DEVELOPMENTS IN THE ISSUER'S BUSINESS

This section supersedes in its entirety the section in the Base Listing Document entitled "Information Relating to UBS AG".

1. Overview

UBS AG ("**Issuer**") with its subsidiaries (together, "**UBS AG consolidated**", or "**UBS AG Group**"; together with UBS Group AG, which is the holding company of UBS AG, and its subsidiaries, "**UBS Group**", "**Group**", "**UBS**" or "**UBS Group AG consolidated**") provides financial advice and solutions to private, institutional and corporate clients worldwide, as well as private clients in Switzerland. The operational structure of the Group is comprised of the Group Functions and four business divisions: Global Wealth Management, Personal & Corporate Banking, Asset Management and the Investment Bank.

On 31 December 2021, UBS Group's common equity tier 1 ("**CET1**") capital ratio was 15.0%, the CET1 leverage ratio was 4.24%, the total loss-absorbing capacity ratio was 34.7%, and the total loss-absorbing capacity leverage ratio was 9.8%.¹ On the same date, invested assets stood at USD 4,596 billion, equity attributable to shareholders was USD 60,662 million and market capitalisation was USD 61,230 million. On the same date, UBS employed 71,385 people.²

On 31 December 2021, UBS AG consolidated CET1 capital ratio was 13.9%, the CET1 leverage ratio was 3.90%, the total loss-absorbing capacity ratio was 33.3%, and the total loss-absorbing capacity leverage ratio was 9.3%.¹ On the same date, invested assets stood at USD 4,596 billion and equity attributable to UBS AG shareholders was USD 58,102 million. On the same date, UBS AG Group employed 47,067 people.²

The rating agencies S&P Global Ratings Europe Limited ("**S&P**"), Moody's Deutschland GmbH ("**Moody's**"), and Fitch Ratings Limited ("**Fitch**") have published solicited credit ratings reflecting their assessment of the creditworthiness of UBS AG, i.e. its ability to fulfil in a timely manner payment obligations, such as principal or interest payments on long-term loans, also known as debt servicing. The ratings from Fitch and S&P may be attributed a plus or minus sign, and those from Moody's a number. These supplementary attributes indicate the relative position within the respective rating class. UBS AG has a long-term counterparty credit rating of A+ from S&P, long-term senior debt rating of Aa3 from Moody's, and long-term issuer default rating of AA- from Fitch.

An explanation of the significance of ratings may be obtained from the rating agencies. Generally, rating agencies base their ratings on such material and information, and such of their own investigations, studies and assumptions, as they deem appropriate. The ratings of UBS AG should be evaluated independently from similar ratings of other entities, and from the rating, if any, of its securities. A credit rating is not a recommendation to buy, sell or hold securities issued or guaranteed by the rated entity and may be subject to review, revision, suspension, reduction or withdrawal at any time by the assigning rating agency. Fitch is established in the UK and registered under Regulation (EU) No 1060/2009 as it forms part of domestic law of the UK by virtue of the EUWA (the "**UK CRA Regulation**") and currently appears on the list of credit rating agencies registered or certified with the Financial Conduct Authority published on its website www.fca.org.uk/markets/credit-rating-agencies/registered-certified-cras. Ratings given by Fitch are endorsed by Fitch Ratings Ireland Limited, which is established in the EEA and registered under Regulation (EU) No 1060/2009, as

¹ All figures based on the Swiss systemically relevant bank framework. Refer to the "Capital management" section of the Annual Report 2021 for more information.

² Full-time equivalents.

amended (the "**EU CRA Regulation**") and currently appears on the list of credit ratings agencies published by ESMA on its website www.esma.europa.eu in accordance with the EU CRA Regulation. S&P and Moody's are established in the European Union and registered under the EU CRA Regulation and currently appear on the list of credit ratings agencies published by ESMA on its website in accordance with the EU CRA Regulation. Ratings given by S&P and Moody's are endorsed by Standard & Poor's Global Ratings UK Limited and Moody's Investors Service Ltd, respectively, which are established in the UK and registered under the UK CRA Regulation and currently appear on the list of credit rating agencies registered or certified with the FCA published on its website.

No profit forecasts or estimates are included in this document.

No recent events particular to the Issuer have occurred which are to a material extent relevant to the evaluation of the Issuer's solvency.

2. Information about the Issuer

2.1 Corporate Information

The legal and commercial name of the Issuer is UBS AG.

The Issuer was incorporated under the name SBC AG on 28 February 1978 for an unlimited duration and entered in the Commercial Register of Canton Basel-City on that day. On 8 December 1997, the Issuer changed its name to UBS AG. The Issuer in its present form was created on 29 June 1998 by the merger of Union Bank of Switzerland (founded 1862) and Swiss Bank Corporation (founded 1872). UBS AG is entered in the Commercial Registers of Canton Zurich and Canton Basel-City. The registration number is CHE-101.329.561.

UBS AG is incorporated and domiciled in Switzerland and operates under the Swiss Code of Obligations as an Aktiengesellschaft, a corporation limited by shares. UBS AG's Legal Entity Identifier (LEI) code is BFM8T61CT2L1QCEMIK50.

According to article 2 of the articles of association of UBS AG dated 26 April 2018 ("**Articles of Association**"), the purpose of UBS AG is the operation of a bank. Its scope of operations extends to all types of banking, financial, advisory, trading and service activities in Switzerland and abroad. UBS AG may establish branches and representative offices as well as banks, finance companies and other enterprises of any kind in Switzerland and abroad, hold equity interests in these companies, and conduct their management. UBS AG is authorized to acquire, mortgage and sell real estate and building rights in Switzerland and abroad. UBS AG may borrow and invest money on the capital markets. UBS AG is part of the group of companies controlled by the group parent company UBS Group AG. It may promote the interests of the group parent company or other group companies. It may provide loans, guarantees and other kinds of financing and security for group companies.

The addresses and telephone numbers of UBS AG's two registered offices and principal places of business are: Bahnhofstrasse 45, CH-8001 Zurich, Switzerland, telephone +41 44 234 1111; and Aeschenvorstadt 1, CH-4051 Basel, Switzerland, telephone +41 61 288 5050.

2.2 UBS's borrowing and funding structure and financing of UBS's activities

For information on UBS's expected financing of its business activities, please refer to "*Liquidity and funding management*" in the "*Capital, liquidity and funding, and balance sheet*" section of the Annual Report 2021.

3. Business Overview

3.1 Organisational Structure of the Issuer

UBS AG is a Swiss bank and the parent company of the UBS AG Group. It is 100% owned by UBS

Group AG, which is the holding company of the UBS Group. UBS operates as a group with four business divisions and Group Functions.

In 2014, UBS began adapting its legal entity structure in response to too-big-to-fail requirements and other regulatory initiatives. First, UBS Group AG was established as the ultimate parent holding company for the Group. In 2015, UBS AG transferred its personal & corporate banking and Swiss-booked wealth management businesses to the newly established UBS Switzerland AG, a banking subsidiary of UBS AG in Switzerland. That same year, UBS Business Solutions AG, a wholly owned subsidiary of UBS Group AG, was established and acts as the Group service company. In 2016, UBS Americas Holding LLC became the intermediate holding company for UBS's US subsidiaries and UBS's wealth management subsidiaries across Europe were merged into UBS Europe SE, UBS's German-headquartered European subsidiary. In 2019, UBS Limited, UBS's UK headquartered subsidiary, was merged into UBS Europe SE.

UBS Group AG's interests in subsidiaries and other entities as of 31 December 2021, including interests in significant subsidiaries, are discussed in "Note 29 Interests in subsidiaries and other entities" to the UBS Group AG's consolidated financial statements included in the UBS Group AG and UBS AG Annual Report 2021 published on 07 March 2022 ("**Annual Report 2021**").

UBS AG's interests in subsidiaries and other entities as of 31 December 2021, including interests in significant subsidiaries, are discussed in "Note 29 Interests in subsidiaries and other entities" to the UBS AG's consolidated financial statements included in the Annual Report 2021.

UBS AG is the parent company of, and conducts a significant portion of its operations through, its subsidiaries. UBS AG has contributed a significant portion of its capital and provides substantial liquidity to subsidiaries. In addition, UBS Business Solutions AG provides substantial services to group companies including UBS AG and its subsidiaries. To this extent, UBS AG is dependent on certain of the entities of the UBS AG Group and of the UBS Group.

3.2 Principal activities

UBS businesses are organised globally into four business divisions: Global Wealth Management, Personal & Corporate Banking, Asset Management, and the Investment Bank. All four business divisions are supported by Group Functions. Each of the business divisions and Group Functions are described below. A description of the businesses, organisational structures, products and services and targeted markets of the business divisions and Group Functions can be found under "*Our businesses*" in the "*Our strategy, business model and environment*" section of the Annual Report 2021.

- *Global Wealth Management* provides financial services, advice and solutions to private clients, in particular in the ultrahigh net worth and high net worth segments. Its offering ranges from investment management to estate planning and corporate finance advice, in addition to specific wealth management products and services. The business division is managed globally across the regions.
- *Personal & Corporate Banking* serves its private, corporate, and institutional clients' needs, from basic banking to retirement, financing, investments and strategic transactions, in Switzerland, through its branch network and digital channels.
- Asset Management is a large-scale and diversified global asset manager. It offers investment capabilities and styles across all major traditional and alternative asset classes, as well as advisory support to institutions, wholesale intermediaries and wealth management clients globally.
- The *Investment Bank* provides a range of services to institutional, corporate and wealth

management clients globally, to help them raise capital, grow their businesses, invest and manage risks. Its offerings include advisory services, facilitating clients raising debt and equity from the public and private markets and capital markets, cash and derivatives trading across equities and fixed income, and financing.

- *Group Functions* is made up of the following major areas: Group Services (which consists of Technology, Corporate Services, Human Resources, Finance, Legal, Risk Control, Compliance, Regulatory & Governance, Communications & Branding and Group Sustainability and Impact), Group Treasury and Non-core and Legacy Portfolio.

3.3 Competition

The financial services industry is characterized by intense competition, continuous innovation, restrictive, detailed, and sometimes fragmented regulation and ongoing consolidation. UBS faces competition at the level of local markets and individual business lines, and from global financial institutions that are comparable to UBS in their size and breadth, as well as competition from new technology-based market entrants, which may not be subject to the same level of regulation. Barriers to entry in individual markets and pricing levels are being eroded by new technology. UBS expects these trends to continue and competition to increase.

Any statements regarding the competitive position of UBS AG, UBS AG Group or the Group contained in this document are made on the basis of the opinion of UBS AG or the Group.

3.4 Recent Developments

3.4.1 UBS AG consolidated key figures

UBS AG derived the selected consolidated financial information included in the table below for the years ended 31 December 2021, 2020 and 2019 from the Annual Report 2021, except where noted.

The consolidated financial statements were prepared in accordance with International Financial Reporting Standards (“IFRS”) issued by the International Accounting Standards Board (“IASB”).

Information for the years ended 31 December 2021, 2020 and 2019 which is indicated as being unaudited in the table below was included in the Annual Report 2021, but has not been audited on the basis that the respective disclosures are not required under IFRS, and therefore are not part of the audited financial statements. Prospective investors should read the whole of this document, the Annual Report 2021 and should not rely solely on the summarized information set out below.

	As of or for the year ended		
<i>USD million, except where indicated</i>	31.12.21	31.12.20	31.12.19
	<i>audited, except where indicated</i>		
Results			
Income statement			
Operating income	35,976	32,780	29,307
Net interest income	6,605	5,788	4,415
Net fee and commission income	22,438	19,207	17,460
Credit loss (expense) / release	148	(695)	(78)
Other net income from financial instruments measured at fair value through profit or loss	5,844	6,930	6,833
Operating expenses	27,012	25,081	24,138

Operating profit / (loss) before tax	8,964	7,699	5,169
Net profit / (loss) attributable to shareholders	7,032	6,196	3,965
Balance sheet ¹			
Total assets	1,116,145	1,125,327	971,927
Total financial liabilities measured at amortized cost	744,762	732,364	617,429
<i>of which: customer deposits</i>	544,834	527,929	450,591
<i>of which: debt issued measured at amortized cost</i>	82,432	85,351	62,835
<i>of which: subordinated debt</i>	5,163	7,744	7,431
Total financial liabilities measured at fair value through profit or loss	300,916	325,080	291,452
<i>of which: debt issued designated at fair value</i>	71,460	59,868	66,592
Loans and advances to customers	398,693	380,977	327,992
Total equity	58,442	58,073	53,896
Equity attributable to shareholders	58,102	57,754	53,722
Profitability and growth			
Return on equity (%) ²	12.3*	10.9*	7.4*
Return on tangible equity (%) ³	13.9*	12.4*	8.5*
Return on common equity tier 1 capital (%) ⁴	17.6*	16.6*	11.3*
Return on risk-weighted assets, gross (%) ⁵	12.3*	11.9*	11.2*
Return on leverage ratio denominator, gross (%) ^{6, 7}	3.4*	3.4*	3.2*
Cost / income ratio (%) ⁸	75.4*	74.9*	82.1*
Net profit growth (%) ⁹	13.5*	56.3*	(3.4)*
Resources			
Common equity tier 1 capital ¹⁰	41,594	38,181	35,233*
Risk-weighted assets ¹⁰	299,005*	286,743*	257,831*
Common equity tier 1 capital ratio (%) ¹⁰	13.9*	13.3*	13.7*
Going concern capital ratio (%) ¹⁰	18.5*	18.3*	18.3*
Total loss-absorbing capacity ratio (%) ¹⁰	33.3*	34.2*	33.9*
Leverage ratio denominator ^{6, 10}	1,067,679*	1,036,771*	911,228*
Common equity tier 1 leverage ratio (%) ^{6, 10}	3.90*	3.68*	3.87*
Going concern leverage ratio (%) ^{6, 10}	5.2*	5.1*	5.2*
Total loss-absorbing capacity leverage ratio (%) ¹⁰	9.3*	9.5*	9.6*
Other			
Invested assets (USD billion) ¹¹	4,596	4,187	3,607
Personnel (full-time equivalents)	47,067*	47,546*	47,005*

* unaudited

¹ Except for *Total assets*, *Total equity* and *Equity attributable to shareholders*, balance sheet information for year ended 31 December 2019 is derived from the Annual Report 2020.

² Calculated as net profit attributable to shareholders (annualized as applicable) divided by average equity attributable to shareholders. This measure provides information about the profitability of the business in relation to equity.

³ Calculated as net profit attributable to shareholders (annualized as applicable) divided by average equity attributable to shareholders less average goodwill and intangible assets. This measure provides information about the profitability of the business in relation to tangible equity.

⁴ Calculated as net profit attributable to shareholders (annualized as applicable) divided by average common equity tier 1 capital. This measure provides information about the profitability of the business in relation to common equity tier 1 capital.

⁵ Calculated as operating income before credit loss expense or release (annualized as applicable) divided by average risk-weighted assets. This measure provides information about the revenues of the business in relation to risk-weighted assets.

⁶ Leverage ratio denominators and leverage ratios for year 2020 do not reflect the effects of the temporary exemption that applied from 25 March 2020 until 1 January 2021 and was granted by FINMA in connection with COVID-19.

⁷ Calculated as operating income before credit loss expense or release (annualized as applicable) divided by average leverage ratio denominator. This measure provides information about the revenues of the business in relation to leverage ratio denominator.

⁸ Calculated as operating expenses divided by operating income before credit loss expense or release (annualized as applicable). This measure provides information about the efficiency of the business by comparing operating expenses with gross income.

⁹ Calculated as change in net profit attributable to shareholders from continuing operations between current and comparison periods divided by net profit attributable to shareholders from continuing operations of comparison period. This measure provides information about profit growth in comparison with the prior period.

¹⁰ Based on the applicable Swiss systemically relevant bank framework as of 1 January 2020.

¹¹ Consists of invested assets for Global Wealth Management, Asset Management and Personal & Corporate Banking. Calculated as the sum of managed fund assets, managed institutional assets, discretionary and advisory wealth management portfolios, fiduciary deposits, time deposits, savings accounts, and wealth management securities or brokerage accounts. This measure provides information about the volume of client assets managed by or deposited with UBS for investment purposes.

3.4.2 Regulatory, legal and other developments

Refer to “*Our environment*” and “*Regulatory and legal developments*” in the Annual Report 2021, for information on key regulatory, legal and other developments.

3.5 Trend Information

For information on trends, refer to the “*Our environment*” section, and to “*Top and emerging risks*” and “*Country risk*” in the “*Risk management and control*” section of the Annual Report 2021. In addition, please refer to the “*Risk factors*” and the “*Recent Developments*” sections of this document for more information.

4. Administrative, Management and Supervisory Bodies of the Issuer

UBS AG complies with all relevant Swiss legal and regulatory corporate governance requirements. As a foreign private issuer with debt securities listed on the New York Stock Exchange (“**NYSE**”), UBS AG also complies with the relevant NYSE corporate governance standards applicable to foreign private issuers.

UBS AG operates under a strict dual board structure, as mandated by Swiss banking law. The Board of Directors (“**BoD**”) exercises the ultimate supervision over management, whereas the Executive Board (“**EB**”), headed by the President of the Executive Board (“**President of the EB**”), has executive management responsibility. The functions of Chairman of the BoD and President of the EB are assigned to two different people, ensuring a separation of power. This structure establishes checks and balances and preserves the institutional independence of the BoD from the executive management of UBS AG Group, for which responsibility is delegated to the EB under the leadership of the President of the EB. No member of one board may simultaneously be a member of the other.

Supervision and control of the EB remain with the BoD. The authorities and responsibilities of the two bodies are governed by the Articles of Association and the Organization Regulations of UBS AG.

4.1 Board of Directors

The BoD consists of between 5 and 12 members. All the members of the BoD are elected individually by the shareholders at the Annual General Meeting (“AGM”) for a term of office of one year, which expires after the completion of the next AGM. Shareholders also elect the Chairman upon proposal of the BoD.

The BoD meets as often as business requires, and at least six times a year.

4.1.1 Members of the Board of Directors

The current members of the BoD are listed below. In addition, UBS announced that at the next AGM Colm Kelleher will be nominated for election to the BoD as Chairman and Lukas Gähwiler will be nominated for election to the BoD as Vice Chairman.

Member	Title	Term of office	Current principal activities outside UBS AG
Axel A. Weber	Chairman	2022	Chairman of the Board of Directors of UBS Group AG; vice chairman of the Swiss Bankers Association; Trustees Board member of Avenir Suisse; board member of the Swiss Finance Council; chairman of the board of the Institute of International Finance; member of the European Financial Services Round Table; member of the European Banking Group; member of the International Advisory Councils of the China Banking and Insurance Regulatory Commission and the China Securities Regulatory Commission; member of the International Advisory Panel, Monetary Authority of Singapore; member of the Group of Thirty, Washington, D.C.; Advisory Board member of the Department of Economics, University of Zurich; member of the Trilateral Commission.
Jeremy Anderson	Vice Chairman	2022	Vice-Chairman and Senior Independent Director of the Board of Directors of UBS Group AG; board member of Prudential plc; trustee of the UK’s Productivity Leadership Group; trustee of Kingham Hill Trust; trustee of St. Helen Bishopsgate.
Schedule 1 Claudia Böckstiegel	Member	2022	Member of the Board of Directors of UBS Group AG; General Counsel and member of the Enlarged Executive Committee of Roche Holding AG.
William C. Dudley	Member	2022	Member of the Board of Directors of UBS Group AG; member of the board of Treliant LLC; senior advisor to the Griswold Center for Economic Policy Studies at Princeton University; member of the Group of Thirty; member of the Council on Foreign Relations; chair of the Bretton Woods Committee board of directors; member of the board of the Council for Economic Education.
Schedule 2 Patrick Firmenich	Member	2022	Member of the Board of Directors of UBS Group AG; chairman of the board of Firmenich International SA;

			member of the board of Jacobs Holding AG; member of the Board of INSEAD and INSEAD World Foundation; member of the Advisory Council of the Swiss Board Institute.
Reto Francioni	Member	2022	Member of the Board of Directors of UBS Group AG; professor at the University of Basel; board member of Coca-Cola HBC AG (Senior Independent Non-Executive Director, chair of the nomination committee); chairman of the board of Swiss International Air Lines AG; board member of economiesuisse.
Fred Hu	Member	2022	Member of the Board of Directors of UBS Group AG; non-executive chairman of the board of Yum China Holdings (chair of the nomination and governance committee); board member of Industrial and Commercial Bank of China; chairman of Primavera Capital Ltd and of Primavera Capital Group; member of the Board of Ant Group; board member of Minsheng Financial Leasing Co.; trustee of the China Medical Board; Governor of the Chinese International School in Hong Kong; co-chairman of the Nature Conservancy Asia Pacific Council; member of the Board of Trustees of the Institute for Advanced Studies (IAS).
Mark Hughes	Member	2022	Member of the Board of Directors of UBS Group AG; chair of the Board of Directors of the Global Risk Institute; visiting lecturer at the University of Leeds; senior advisor to McKinsey & Company.
Nathalie Rachou	Member	2022	Member of the Board of Directors of UBS Group AG; member of the board of Euronext N.V. (chair of the remuneration committee); member of the board of Veolia Environnement SA (chair of the audit committee); member of the board of the African Financial Institutions Investment Platform.
Julie G. Richardson	Member	2022	Member of the Board of Directors of UBS Group AG; member of the board of Yext (chair of the audit committee); member of the board of Datalog (chair of the audit committee).
Schedule 3 Dieter Wemmer	Member	2022	Member of the Board of Directors of UBS Group AG; board member of Ørsted A/S (chair of the audit and risk committee); chairman of Marco Capital Holdings Limited and Marco Insurance, Malta; member of the Berlin Center of Corporate Governance.
Jeanette Wong	Member	2022	Member of the Board of Directors of UBS Group AG; member of the board of Prudential plc; member of the board of Singapore Airlines Limited; member of the Board Risk Committee of GIC Pte Ltd; board member of Jurong Town Corporation; board member of PSA International; chairman of the CareShield Life Council;

		member of the Securities Industry Council; member of the Board of Trustees of the National University of Singapore.
--	--	---

4.2 Executive Board (“EB”)

Under the leadership of the President of the EB, the EB has executive management responsibility for UBS AG and its business. All EB members (with the exception of the President of the EB) are proposed by the President of the EB. The appointments are made by the BoD.

4.2.1 Members of the Executive Board

The current members of the EB are listed below. In addition, Sarah Youngwood joined the GEB at the beginning of March 2022, and will take over as Group Chief Financial Officer in May succeeding Kirt Gardner, who will retire from the firm.

Member and business address	Function	Current principal activities outside UBS AG
Ralph Hamers UBS AG, Bahnhofstrasse 45, CH-8001 Zurich	President of the Executive Board	Member of the Group Executive Board and Group Chief Executive Officer of UBS Group AG; member of the Board of the Swiss-American Chamber of Commerce; member of the Institut International D'Etudes Bancaires; member of the IMD Foundation Board; member of the McKinsey Advisory Council; member of the World Economic Forum International Business Council; Governor of the World Economic Forum (Financial Services).
Christian Bluhm UBS AG, Bahnhofstrasse 45, CH-8001 Zurich	Chief Risk Officer	Member of the Group Executive Board and Group Chief Risk Officer of UBS Group AG; board member of UBS Switzerland AG; member of the Foundation Board of the UBS Pension Fund; member of the Foundation Board – International Financial Risk Institute.
Mike Dargan UBS AG, Bahnhofstrasse 45, CH-8001 Zurich	Chief Digital and Information Officer	Member of the Group Executive Board and Chief Digital and Information Officer of UBS Group AG; President of the Executive Board and board member of UBS Business Solutions AG; member of the Board of Directors of Done Next Holdings AG; member of the Board of Trustees of the Inter-Community School Zurich.
Kirt Gardner UBS AG, Bahnhofstrasse 45, CH-8001 Zurich	Chief Financial Officer	Member of the Group Executive Board and Group Chief Financial Officer of UBS Group AG; board member of UBS Business Solutions AG.
Suni Harford	President Asset	Member of the Executive Board and President

<p>UBS AG, 1285 Avenue of the Americas, New York, NY 10019 USA</p>	<p>Management</p>	<p>Asset Management of UBS Group AG; chairman of the Board of Directors of UBS Asset Management AG; chair of the Board of UBS Optimus Foundation; member of the Leadership Council of the Bob Woodruff Foundation.</p>
<p>Robert Karofsky</p> <p>UBS AG, 1285 Avenue of the Americas, New York, NY 10019, USA</p>	<p>President Investment Bank</p>	<p>Member of the Group Executive Board and President Investment Bank of UBS Group AG; president of UBS Securities LLC; member of the board of UBS Americas Holding LLC; member of the board of UBS Optimus Foundation; trustee of the UBS Americas Inc. Political Action Committee.</p>
<p>Iqbal Khan</p> <p>UBS AG, Bahnhofstrasse 45, CH-8001 Zurich</p>	<p>Co-President Global Wealth Management and President UBS Europe, Middle East and Africa</p>	<p>Member of the Executive Board, co-President Global Wealth Management and President UBS Europe, Middle East and Africa of UBS Group AG; member of the Supervisory Board of UBS Europe SE; member of the board of UBS Optimus Foundation; board member of Room to Read Switzerland.</p>
<p>Edmund Koh</p> <p>UBS AG, One Raffles Quay North Tower, Singapore 048583</p>	<p>President UBS Asia Pacific</p>	<p>Member of the Group Executive Board and President UBS Asia Pacific of UBS Group AG; member of a sub-committee of the Singapore Ministry of Finance's Committee on the Future Economy; member of the Financial Centre Advisory Panel of the Monetary Authority of Singapore; council member of the Asian Bureau of Finance and Economic Research; member of the Board of Trustees of the Wealth Management Institute, Singapore; board member of Next50 Limited, Singapore; board member of Medico Suites (S) Pte Ltd; Council member of the KidSTART program of the Early Childhood Development Agency Singapore; trustee of the Cultural Matching Fund, Singapore; member of University of Toronto's International Leadership Council for Asia.</p>
<p>Barbara Levi</p> <p>UBS AG, Bahnhofstrasse 45, CH-8001 Zurich</p>	<p>General Counsel</p>	<p>Member of the Group Executive Board and Group General Counsel of UBS Group AG; member of the Employers' Board of the Global Institute for Women's Leadership, King's College London; member of the Board of Directors of the European General Counsel Association.</p>
<p>Tom Naratil</p> <p>UBS AG, 1285 Avenue of the</p>	<p>Co-President Global Wealth Management and President UBS Americas</p>	<p>Member of the Group Executive Board and co-President Global Wealth Management and President UBS Americas of UBS Group AG; CEO and board member of UBS Americas Holding</p>

Americas, New York, NY 10019 USA		LLC; board member of the American Swiss Foundation.
Markus Ronner UBS AG, Bahnhofstrasse 45, CH-8001 Zurich	Chief Compliance and Governance Officer	Member of the Group Executive Board and Group Chief Compliance and Governance Officer of UBS Group AG.
Sarah Youngwood UBS AG, Bahnhofstrasse 45, CH-8001 Zurich	Designated Chief Financial Officer as of May 2022	Member of the Group Executive Board of UBS Group AG, and Designated Group Chief Financial Officer as of May 2022; Advisory Board Member – Wall Street Women’s Alliance.

4.3 Potential Conflicts of Interest

Members of the BoD and the EB may act as directors or executive officers of other companies (for current principal positions outside UBS AG, if any, of BoD and EB members, please see sections 4.1.1 and 4.2.1 above, respectively) and may have economic or other private interests that differ from those of UBS AG. Conflicts of interest may potentially arise from these positions or interests. For example, it cannot be excluded that a member of the BoD or EB has or will have a function within a company, the shares of which are or will be traded by UBS AG or which has or will have a business relationship with UBS AG. UBS AG is confident that its internal corporate governance practices and its compliance with relevant legal and regulatory provisions reasonably ensure that any conflicts of interest of the type described above are appropriately managed, including through disclosure when appropriate.

Other than as indicated above, UBS is not aware of potential conflicts of interests between any duties to the Issuer of the members of the BoD and the EB and their private interests or other duties.

5. Auditors

Based on article 31 of the Articles of Association, UBS AG shareholders elect the auditors for a term of office of one year. At the AGMs of 18 April 2019, 27 April 2020 and 7 April 2021, Ernst & Young Ltd., Aeschengraben 9, CH-4002 Basel, Switzerland ("**Ernst & Young**") was elected as auditor for the consolidated and standalone financial statements of UBS AG for a one-year term.

Ernst & Young is a member of EXPERTsuisse, the Swiss Expert Association for Audit, Tax and Fiduciary. Ernst & Young is also registered with the Swiss Federal Audit Oversight Authority, which is responsible for the licensing and supervision of audit firms and individuals that provide audit services in Switzerland.

6. Major Shareholders of the Issuer

UBS Group AG owns 100% of the outstanding shares of UBS AG. UBS AG is a wholly owned subsidiary of UBS Group AG. While UBS has no specific corporate measures intended to prevent abuse of control to the detriment of minority shareholders, UBS has adopted a comprehensive and integrated governance framework which takes into account the specific requirements of each relevant jurisdiction. This governance framework includes separate articles of association and organizational regulations for UBS Group AG and UBS AG. In addition, as UBS AG is regulated as a bank in Switzerland, it is subject to capital regulation and close supervisory oversight. This includes the

general requirement under Swiss law that contracts of UBS AG with affiliates are subject to an arm's length principle of negotiation.

7. Financial Information concerning the Issuer's Assets and Liabilities, Financial Position and Profits and Losses

7.1 Historical Annual Financial Information

Detailed information about UBS AG consolidated and UBS AG assets and liabilities, financial position and profits and losses for financial year 2021 is available in the section "*UBS AG consolidated financial statements*" of the Annual Report 2021 and in the UBS AG's standalone financial statements for the year ended 31 December 2021 (the "**Standalone Financial Statements 2021**"), respectively; and for financial year 2020 it is available in the "*UBS AG consolidated financial statements*" section of the UBS Group AG and UBS AG annual report 2020, published on 5 March 2021 ("**Annual Report 2020**") and in the UBS AG's standalone financial statements for the year ended 31 December 2020 published on 5 March 2021 (the "**Standalone Financial Statements 2020**"). The consolidated and standalone financial accounts are closed on 31 December of each year.

The annual financial reports form an essential part of UBS AG's reporting. They include the audited consolidated financial statements of UBS AG, prepared in accordance with International Financial Reporting Standards, as issued by the International Accounting Standards Board. The annual reports also include discussions and analysis of the consolidated financial and business results of UBS, its business divisions and Group Functions. In addition, UBS AG prepares and publishes standalone financial statements in accordance with Swiss GAAP, as well as certain additional disclosures required under US Securities and Exchange Commission regulations.

7.2 Auditing of Historical Annual Financial Information

The consolidated financial statements and the standalone financial statements of UBS AG for the financial years 2021 and 2020 were audited by Ernst & Young. The reports of the auditors on the consolidated financial statements can be found on pages 422-428 (inclusive) of the Annual Report 2021 and on pages 417-428 (inclusive) of the Annual Report 2020. The reports of the auditors on the standalone financial statements of UBS AG can be found on pages 37-42 (inclusive) of the Standalone Financial Statements 2021 and on pages 34-39 (inclusive) of the Standalone Financial Statements 2020.

There are no qualifications in the auditors' reports on the consolidated financial statements of UBS AG and the standalone financial statements of UBS AG for the years ended on 31 December 2021 and 31 December 2020.

7.3 Litigation, Regulatory and Similar Matters

UBS operates in a legal and regulatory environment that exposes it to significant litigation and similar risks arising from disputes and regulatory proceedings. As a result, UBS is involved in various disputes and legal proceedings, including litigation, arbitration, and regulatory and criminal investigations. Such matters are subject to many uncertainties, and the outcome and the timing of resolution are often difficult to predict, particularly in the earlier stages of a case. The uncertainties inherent in all such matters affect the amount and timing of any potential outflows for both matters with respect to which provisions have been established and other contingent liabilities. Litigation, regulatory and similar matters may also result in non-monetary penalties and consequences. A guilty plea to, or conviction of, a crime could have material consequences for UBS. Resolution of regulatory proceedings may require UBS to obtain waivers of regulatory disqualifications to maintain certain operations, may entitle regulatory authorities to limit, suspend or terminate licenses and regulatory authorizations and may permit financial market utilities to limit, suspend or terminate UBS's

participation in such utilities. Failure to obtain such waivers, or any limitation, suspension or termination of licenses, authorizations or participations, could have material consequences for UBS.

Specific litigation, regulatory and other matters, including all such matters that management considers to be material and others that management believes to be of significance due to potential financial, reputational and other effects, are described in "*Note 18 Provisions and contingent liabilities*" of the Annual Report 2021. The amount of damages claimed, the size of a transaction or other information is provided where available and appropriate in order to assist users in considering the magnitude of potential exposures.

7.4 Material Contracts

Except as otherwise disclosed in this document (including the documents incorporated herein by reference), no material contracts have been entered into outside of the ordinary course of UBS AG's or UBS AG Group's business which could result in any member of the UBS AG Group being under an obligation or entitlement that is material to UBS AG's ability to meet its obligations to the investors in relation to the issued securities.

7.5 Significant Changes in the Financial Position and Performance; Material Adverse Change in Prospects

Except as otherwise indicated in this document (including the documents incorporated herein by reference), no material changes have occurred in UBS AG's assets and liabilities, financial position or profits and losses since 31 December 2021.

8. Share Capital

As reflected in the Articles of Association most recently registered with the Commercial Register of the Canton of Zurich and the Commercial Register of Basel-City, UBS AG has (i) fully paid and issued share capital of CHF 385,840,846.60, divided into 3,858,408,466 registered shares with a par value of CHF 0.10 each (article 4), and (ii) conditional capital in the amount of CHF 38,000,000, comprising 380,000,000 registered shares with a par value of CHF 0.10 each that can be issued upon the voluntary or mandatory exercise of conversion rights and/or warrants (article 4a).

9. Documents Available

The most recent Articles of Association of UBS AG are available on UBS's Corporate Governance website, at www.ubs.com/governance. Save as otherwise indicated herein, information on or accessible through the Group's corporate website, www.ubs.com, does not form part of and is not incorporated into this document.

APPENDIX III

**EXTRACT OF
THE AUDITED CONSOLIDATED FINANCIAL STATEMENTS OF
UBS AG AND ITS SUBSIDIARIES
FOR THE FULL YEAR ENDED 31 DECEMBER 2021**

UBS Group AG interim consolidated financial information (unaudited)

Income statement

<i>USD million</i>	For the quarter ended			For the year ended	
	31.12.21	30.9.21	31.12.20	31.12.21	31.12.20
Interest income from financial instruments measured at amortized cost and fair value through other comprehensive income	2,152	2,178	2,111	8,533	8,810
Interest expense from financial instruments measured at amortized cost	(768)	(822)	(857)	(3,259)	(4,247)
Net interest income from financial instruments measured at fair value through profit or loss	387	338	368	1,431	1,299
Net interest income	1,770	1,693	1,622	6,705	5,862
Other net income from financial instruments measured at fair value through profit or loss	1,365	1,697	1,453	5,850	6,960
Credit loss (expense) / release	27	14	(66)	148	(694)
Fee and commission income	6,042	6,119	5,543	24,372	20,961
Fee and commission expense	(513)	(510)	(459)	(1,985)	(1,775)
Net fee and commission income	5,529	5,610	5,084	22,387	19,186
Other income	40	115	24	452	1,076
Total operating income	8,732	9,128	8,117	35,542	32,390
Personnel expenses	4,216	4,598	3,989	18,387	17,224
General and administrative expenses	2,212	1,148	1,515	5,553	4,885
Depreciation, amortization and impairment of non-financial assets	574	518	627	2,118	2,126
Total operating expenses	7,003	6,264	6,132	26,058	24,235
Operating profit / (loss) before tax	1,729	2,865	1,985	9,484	8,155
Tax expense / (benefit)	370	576	341	1,998	1,583
Net profit / (loss)	1,359	2,289	1,645	7,486	6,572
Net profit / (loss) attributable to non-controlling interests	11	9	9	29	15
Net profit / (loss) attributable to shareholders	1,348	2,279	1,636	7,457	6,557

Earnings per share (USD)

Basic	0.39	0.66	0.46	2.14	1.83
Diluted	0.38	0.63	0.44	2.06	1.77

Statement of comprehensive income

USD million	For the quarter ended			For the year ended	
	31.12.21	30.9.21	31.12.20	31.12.21	31.12.20
Comprehensive income attributable to shareholders¹					
Net profit / (loss)	1,348	2,279	1,636	7,457	6,557
Other comprehensive income that may be reclassified to the income statement					
Foreign currency translation					
Foreign currency translation movements related to net assets of foreign operations, before tax	315	(392)	1,143	(1,076)	2,103
Effective portion of changes in fair value of hedging instruments designated as net investment hedges, before tax	(183)	175	(539)	498	(936)
Foreign currency translation differences on foreign operations reclassified to the income statement	0	7	0	(2)	(7)
Effective portion of changes in fair value of hedging instruments designated as net investment hedges reclassified to the income statement	3	0	0	10	2
Income tax relating to foreign currency translations, including the impact of net investment hedges	(24)	53	(52)	35	(67)
Subtotal foreign currency translation, net of tax	111	(156)	552	(535)	1,095
Financial assets measured at fair value through other comprehensive income					
Net unrealized gains / (losses), before tax	(49)	(44)	0	(203)	223
Net realized gains / (losses) reclassified to the income statement from equity	0	0	(3)	(9)	(40)
Income tax relating to net unrealized gains / (losses)	13	11	3	55	(48)
Subtotal financial assets measured at fair value through other comprehensive income, net of tax	(37)	(33)	0	(157)	136
Cash flow hedges of interest rate risk					
Effective portion of changes in fair value of derivative instruments designated as cash flow hedges, before tax	(250)	(112)	(191)	(992)	2,012
Net (gains) / losses reclassified to the income statement from equity	(269)	(282)	(256)	(1,073)	(770)
Income tax relating to cash flow hedges	98	77	87	390	(231)
Subtotal cash flow hedges, net of tax	(421)	(316)	(360)	(1,675)	1,011
Cost of hedging					
Cost of hedging, before tax	(14)	5	(1)	(32)	(13)
Income tax relating to cost of hedging	6	0	0	6	0
Subtotal cost of hedging, net of tax	(8)	5	(1)	(26)	(13)
Total other comprehensive income that may be reclassified to the income statement, net of tax	(355)	(500)	191	(2,393)	2,230
Other comprehensive income that will not be reclassified to the income statement					
Defined benefit plans					
Gains / (losses) on defined benefit plans, before tax	149	10	37	2	(327)
Income tax relating to defined benefit plans	(25)	(9)	49	(7)	109
Subtotal defined benefit plans, net of tax	124	2	86	(5)	(218)
Own credit on financial liabilities designated at fair value					
Gains / (losses) from own credit on financial liabilities designated at fair value, before tax	55	(98)	(211)	46	(293)
Income tax relating to own credit on financial liabilities designated at fair value	0	0	0	0	0
Subtotal own credit on financial liabilities designated at fair value, net of tax	55	(98)	(211)	46	(293)
Total other comprehensive income that will not be reclassified to the income statement, net of tax	178	(96)	(126)	42	(511)
Total other comprehensive income	(177)	(596)	65	(2,351)	1,719
Total comprehensive income attributable to shareholders	1,171	1,683	1,701	5,106	8,276
Comprehensive income attributable to non-controlling interests					
Net profit / (loss)	11	9	9	29	15
Total other comprehensive income that will not be reclassified to the income statement, net of tax	(4)	(14)	18	(16)	21
Total comprehensive income attributable to non-controlling interests	7	(5)	27	13	36
Total comprehensive income					
Net profit / (loss)	1,359	2,289	1,645	7,486	6,572
Other comprehensive income	(181)	(610)	83	(2,367)	1,740
<i>of which: other comprehensive income that may be reclassified to the income statement</i>	<i>(355)</i>	<i>(500)</i>	<i>191</i>	<i>(2,393)</i>	<i>2,230</i>
<i>of which: other comprehensive income that will not be reclassified to the income statement</i>	<i>175</i>	<i>(110)</i>	<i>(108)</i>	<i>26</i>	<i>(490)</i>
Total comprehensive income	1,178	1,678	1,728	5,119	8,312

¹ Refer to the "Group performance" section of this report for more information.

Balance sheet

<i>USD million</i>	31.12.21	30.9.21	31.12.20
Assets			
Cash and balances at central banks	192,817	174,478	158,231
Loans and advances to banks	15,480	16,378	15,444
Receivables from securities financing transactions	75,012	74,476	74,210
Cash collateral receivables on derivative instruments	30,514	31,654	32,737
Loans and advances to customers	397,761	390,369	379,528
Other financial assets measured at amortized cost	26,209	27,082	27,194
Total financial assets measured at amortized cost	737,794	714,437	687,345
Financial assets at fair value held for trading	130,821	125,471	125,397
<i>of which: assets pledged as collateral that may be sold or repledged by counterparties</i>	<i>43,397</i>	<i>47,683</i>	<i>47,098</i>
Derivative financial instruments	118,142	121,189	159,617
Brokerage receivables	21,839	20,746	24,659
Financial assets at fair value not held for trading	60,080	60,799	80,364
Total financial assets measured at fair value through profit or loss	330,882	328,205	390,037
Financial assets measured at fair value through other comprehensive income	8,844	8,397	8,258
Investments in associates	1,243	1,188	1,557
Property, equipment and software	12,888	12,827	13,109
Goodwill and intangible assets	6,378	6,401	6,480
Deferred tax assets	8,876	8,830	9,212
Other non-financial assets	10,277	8,489	9,768
Total assets	1,117,182	1,088,773	1,125,765
Liabilities			
Amounts due to banks	13,101	13,292	11,050
Payables from securities financing transactions	5,533	5,256	6,321
Cash collateral payables on derivative instruments	31,798	33,062	37,312
Customer deposits	542,007	517,697	524,605
Debt issued measured at amortized cost	139,155	133,662	139,232
Other financial liabilities measured at amortized cost	9,001	9,569	9,729
Total financial liabilities measured at amortized cost	740,595	712,537	728,250
Financial liabilities at fair value held for trading	31,688	34,650	33,595
Derivative financial instruments	121,309	121,162	161,102
Brokerage payables designated at fair value	44,045	45,557	38,742
Debt issued designated at fair value	73,799	71,898	61,243
Other financial liabilities designated at fair value	30,074	30,248	30,387
Total financial liabilities measured at fair value through profit or loss	300,916	303,515	325,069
Provisions	3,518	2,810	2,828
Other non-financial liabilities	11,151	9,359	9,854
Total liabilities	1,056,180	1,028,221	1,066,000
Equity			
Share capital	322	322	338
Share premium	15,928	15,828	16,753
Treasury shares	(4,675)	(3,847)	(4,068)
Retained earnings	43,851	42,330	38,776
Other comprehensive income recognized directly in equity, net of tax	5,236	5,586	7,647
Equity attributable to shareholders	60,662	60,219	59,445
Equity attributable to non-controlling interests	340	333	319
Total equity	61,002	60,552	59,765
Total liabilities and equity	1,117,182	1,088,773	1,125,765

Provisions and contingent liabilities

a) Provisions

The table below presents an overview of total provisions.

<i>USD million</i>	31.12.21	30.9.21	31.12.20
Provisions other than provisions for expected credit losses	3,322	2,607	2,571
Provisions for expected credit losses	196	203	257
Total provisions	3,518	2,810	2,828

The following table presents additional information for provisions other than provisions for expected credit losses.

<i>USD million</i>	Litigation, regulatory and similar matters ¹	Restructuring ²	Other ³	Total
Balance as of 31 December 2020	2,135	72	363	2,571
Balance as of 30 September 2021	2,084	170	352	2,607
Increase in provisions recognized in the income statement	856	78	25	959
Release of provisions recognized in the income statement	(30)	(14)	(18)	(62)
Provisions used in conformity with designated purpose	(101)	(64)	(17)	(181)
Capitalized reinstatement costs	0	0	4	4
Foreign currency translation / unwind of discount	(12)	1	6	(5)
Balance as of 31 December 2021	2,798	172	352	3,322

¹ Comprises provisions for losses resulting from legal, liability and compliance risks. ² Includes personnel-related restructuring provisions of USD 125 million as of 31 December 2021 (30 September 2021: USD 122 million; 31 December 2020: USD 18 million) and provisions for onerous contracts of USD 47 million as of 31 December 2021 (30 September 2021: USD 48 million; 31 December 2020: USD 49 million). ³ Mainly includes provisions related to real estate, employee benefits and operational risks.

Restructuring provisions primarily relate to personnel-related provisions and onerous contracts. Personnel-related restructuring provisions are used within a short period of time but potential changes in amount may be triggered when natural staff attrition reduces the number of people affected by a restructuring event and therefore the estimated costs. Onerous contracts for property are recognized when UBS is committed to pay for non-lease

components, such as utilities, service charges, taxes and maintenance, when a property is vacated or not fully recovered from sub-tenants.

Information about provisions and contingent liabilities in respect of litigation, regulatory and similar matters, as a class, is included in part b). There are no material contingent liabilities associated with the other classes of provisions.

b) Litigation, regulatory and similar matters

The Group operates in a legal and regulatory environment that exposes it to significant litigation and similar risks arising from disputes and regulatory proceedings. As a result, UBS (which for purposes of this disclosure may refer to UBS Group AG and/or one or more of its subsidiaries, as applicable) is involved in various disputes and legal proceedings, including litigation, arbitration, and regulatory and criminal investigations.

Such matters are subject to many uncertainties, and the outcome and the timing of resolution are often difficult to predict, particularly in the earlier stages of a case. There are also situations where the Group may enter into a settlement agreement. This may occur in order to avoid the expense, management distraction or reputational implications of continuing to contest liability, even for those matters for which the Group believes it should be exonerated. The uncertainties inherent in all such matters affect the amount and timing of any potential outflows for both matters with respect to which provisions have been established and other contingent liabilities. The Group makes provisions for such matters brought against it when, in the opinion of management after seeking legal advice, it is more likely than not that the Group

has a present legal or constructive obligation as a result of past events, it is probable that an outflow of resources will be required, and the amount can be reliably estimated. Where these factors are otherwise satisfied, a provision may be established for claims that have not yet been asserted against the Group, but are nevertheless expected to be, based on the Group's experience with similar asserted claims. If any of those conditions is not met, such matters result in contingent liabilities. If the amount of an obligation cannot be reliably estimated, a liability exists that is not recognized even if an outflow of resources is probable. Accordingly, no provision is established even if the potential outflow of resources with respect to such matters could be significant. Developments relating to a matter that occur after the relevant reporting period, but prior to the issuance of financial statements, which affect management's assessment of the provision for such matter (because, for example, the developments provide evidence of conditions that existed at the end of the reporting period), are adjusting events after the reporting period under IAS 10 and must be recognized in the financial statements for the reporting period.

Provisions and contingent liabilities (continued)

Specific litigation, regulatory and other matters are described below, including all such matters that management considers to be material and others that management believes to be of significance due to potential financial, reputational and other effects. The amount of damages claimed, the size of a transaction or other information is provided where available and appropriate in order to assist users in considering the magnitude of potential exposures.

In the case of certain matters below, we state that we have established a provision, and for the other matters, we make no such statement. When we make this statement and we expect disclosure of the amount of a provision to prejudice seriously our position with other parties in the matter because it would reveal what UBS believes to be the probable and reliably estimable outflow, we do not disclose that amount. In some cases we are subject to confidentiality obligations that preclude such disclosure. With respect to the matters for which we do not state whether we have established a provision, either: (a) we have not established a provision, in which case the matter is treated as a contingent liability under the applicable accounting standard; or (b) we have established a provision but expect disclosure of that fact to prejudice seriously our position with other parties in the matter because it would reveal the fact that UBS believes an outflow of resources to be probable and reliably estimable.

With respect to certain litigation, regulatory and similar matters for which we have established provisions, we are able to estimate the expected timing of outflows. However, the aggregate amount of the expected outflows for those matters for which we are able to estimate expected timing is immaterial relative to our current and expected levels of liquidity over the relevant time periods.

The aggregate amount provisioned for litigation, regulatory and similar matters as a class is disclosed in the "Provisions" table in part a) above. It is not practicable to provide an aggregate estimate of liability for our litigation, regulatory and similar matters as a class of contingent liabilities. Doing so would require UBS to provide speculative legal assessments as to claims and proceedings that involve unique fact patterns or novel legal theories, that have not yet been initiated or are at early stages of adjudication, or as to which alleged damages have not been quantified by the claimants. Although UBS therefore cannot provide a numerical estimate of the future losses that could arise from litigation, regulatory and similar matters, UBS believes that the aggregate amount of possible future losses from this class that are more than remote substantially exceeds the level of current provisions.

Litigation, regulatory and similar matters may also result in non-monetary penalties and consequences. A guilty plea to, or conviction of, a crime could have material consequences for UBS. Resolution of regulatory proceedings may require UBS to obtain waivers of regulatory disqualifications to maintain certain operations, may entitle regulatory authorities to limit, suspend or terminate licenses and regulatory authorizations, and may permit financial market utilities to limit, suspend or terminate UBS's participation in such utilities. Failure to obtain such waivers, or any limitation, suspension or termination of licenses, authorizations or participations, could have material consequences for UBS.

The risk of loss associated with litigation, regulatory and similar matters is a component of operational risk for purposes of determining capital requirements. Information concerning our capital requirements and the calculation of operational risk for this purpose is included in the "Capital management" section of this report.

Provisions for litigation, regulatory and similar matters by business division and in Group Functions¹

<i>USD million</i>	Global Wealth Manage- ment	Personal & Corporate Banking	Asset Manage- ment	Investment Bank	Group Functions	Total
Balance as of 31 December 2020	861	115	0	227	932	2,135
Balance as of 30 September 2021	765	98	8	275	938	2,084
Increase in provisions recognized in the income statement	709	83	0	39	24	856
Release of provisions recognized in the income statement	(29)	0	0	0	0	(30)
Provisions used in conformity with designated purpose	(98)	(1)	0	(2)	0	(101)
Foreign currency translation / unwind of discount	(9)	0	0	(3)	0	(12)
Balance as of 31 December 2021	1,338	181	8	310	962	2,798

¹ Provisions, if any, for the matters described in items 3 and 4 of this disclosure are recorded in Global Wealth Management, and provisions, if any, for the matters described in item 2 are recorded in Group Functions. Provisions, if any, for the matters described in items 1 and 6 are allocated between Global Wealth Management and Personal & Corporate Banking, and provisions, if any, for the matters described in item 5 are allocated between the Investment Bank and Group Functions.

Provisions and contingent liabilities (continued)

1. Inquiries regarding cross-border wealth management businesses

Tax and regulatory authorities in a number of countries have made inquiries, served requests for information or examined employees located in their respective jurisdictions relating to the cross-border wealth management services provided by UBS and other financial institutions. It is possible that the implementation of automatic tax information exchange and other measures relating to cross-border provision of financial services could give rise to further inquiries in the future. UBS has received disclosure orders from the Swiss Federal Tax Administration (FTA) to transfer information based on requests for international administrative assistance in tax matters. The requests concern a number of UBS account numbers pertaining to current and former clients and are based on data from 2006 and 2008. UBS has taken steps to inform affected clients about the administrative assistance proceedings and their procedural rights, including the right to appeal. The requests are based on data received from the German authorities, who seized certain data related to UBS clients booked in Switzerland during their investigations and have apparently shared this data with other European countries. UBS expects additional countries to file similar requests.

Since 2013, UBS (France) S.A., UBS AG and certain former employees have been under investigation in France for alleged complicity in unlawful solicitation of clients on French territory, regarding the laundering of proceeds of tax fraud, and banking and financial solicitation by unauthorized persons. In connection with this investigation, the investigating judges ordered UBS AG to provide bail ("*caution*") of EUR 1.1 billion and UBS (France) S.A. to post bail of EUR 40 million, which was reduced on appeal to EUR 10 million.

On 20 February 2019, the court of first instance returned a verdict finding UBS AG guilty of unlawful solicitation of clients on French territory and aggravated laundering of the proceeds of tax fraud, and UBS (France) S.A. guilty of aiding and abetting unlawful solicitation and of laundering the proceeds of tax fraud. The court imposed fines aggregating EUR 3.7 billion on UBS AG and UBS (France) S.A. and awarded EUR 800 million of civil damages to the French state. A trial in the French Court of Appeal took place in March 2021. On 13 December 2021, the Court of Appeal found UBS AG guilty of unlawful solicitation and aggravated laundering of the proceeds of tax fraud. The court ordered a fine of EUR 3.75 million, the confiscation of EUR 1 billion, and awarded civil damages to the French state of EUR 800 million. The court also found UBS (France) SA guilty of the aiding and abetting of unlawful solicitation and ordered it to pay a fine of EUR 1.875 million. UBS AG has filed an appeal with the French Supreme Court to preserve its rights. The appeal enables UBS AG to thoroughly assess the verdict of the Court of Appeal and to determine next steps in the best interest of its stakeholders. The fine and confiscation imposed by the Court of Appeal are suspended during the appeal. The award of civil damages is payable upon request by the French state.

Our balance sheet at 31 December 2021 reflected provisions with respect to this matter in an amount of EUR 1.1 billion (USD 1.252 billion at 31 December 2021). The wide range of possible outcomes in this case contributes to a high degree of estimation uncertainty and the provision reflects our best estimate of possible financial implications, although actual penalties and civil damages could exceed (or may be less than) the provision amount.

In 2016, UBS was notified by the Belgian investigating judge that it was under formal investigation ("*inculpé*") regarding the allegations of laundering of proceeds of tax fraud, banking and financial solicitation by unauthorized persons, and serious tax fraud. In November 2021, the Council Chamber approved a settlement with the Brussels Prosecution Office for EUR 49 million without recognition of guilt with regard to the allegations of banking and financial solicitation by unauthorized persons and serious tax fraud. The allegation of laundering of proceeds of tax fraud was dismissed.

Our balance sheet at 31 December 2021 reflected provisions with respect to matters described in this item 1 in an amount that UBS believes to be appropriate under the applicable accounting standard. As in the case of other matters for which we have established provisions, the future outflow of resources in respect of such matters cannot be determined with certainty based on currently available information and accordingly may ultimately prove to be substantially greater (or may be less) than the provision that we have recognized.

2. Claims related to sales of residential mortgage-backed securities and mortgages

From 2002 through 2007, prior to the crisis in the US residential loan market, UBS was a substantial issuer and underwriter of US residential mortgage-backed securities (RMBS) and was a purchaser and seller of US residential mortgages.

In November 2018, the DOJ filed a civil complaint in the District Court for the Eastern District of New York. The complaint seeks unspecified civil monetary penalties under the Financial Institutions Reform, Recovery and Enforcement Act of 1989 related to UBS's issuance, underwriting and sale of 40 RMBS transactions in 2006 and 2007. UBS moved to dismiss the civil complaint on 6 February 2019. On 10 December 2019, the district court denied UBS's motion to dismiss.

Our balance sheet at 31 December 2021 reflected a provision with respect to matters described in this item 2 in an amount that UBS believes to be appropriate under the applicable accounting standard. As in the case of other matters for which we have established provisions, the future outflow of resources in respect of this matter cannot be determined with certainty based on currently available information and accordingly may ultimately prove to be substantially greater (or may be less) than the provision that we have recognized.

Provisions and contingent liabilities (continued)

3. Madoff

In relation to the Bernard L. Madoff Investment Securities LLC (BMIS) investment fraud, UBS AG, UBS (Luxembourg) S.A. (now UBS Europe SE, Luxembourg branch) and certain other UBS subsidiaries have been subject to inquiries by a number of regulators, including the Swiss Financial Market Supervisory Authority (FINMA) and the Luxembourg Commission de Surveillance du Secteur Financier. Those inquiries concerned two third-party funds established under Luxembourg law, substantially all assets of which were with BMIS, as well as certain funds established in offshore jurisdictions with either direct or indirect exposure to BMIS. These funds faced severe losses, and the Luxembourg funds are in liquidation. The documentation establishing both funds identifies UBS entities in various roles, including custodian, administrator, manager, distributor and promoter, and indicates that UBS employees serve as board members.

In 2009 and 2010, the liquidators of the two Luxembourg funds filed claims against UBS entities, non-UBS entities and certain individuals, including current and former UBS employees, seeking amounts totaling approximately EUR 2.1 billion, which includes amounts that the funds may be held liable to pay the trustee for the liquidation of BMIS (BMIS Trustee).

A large number of alleged beneficiaries have filed claims against UBS entities (and non-UBS entities) for purported losses relating to the Madoff fraud. The majority of these cases have been filed in Luxembourg, where decisions that the claims in eight test cases were inadmissible have been affirmed by the Luxembourg Court of Appeal, and the Luxembourg Supreme Court has dismissed a further appeal in one of the test cases.

In the US, the BMIS Trustee filed claims against UBS entities, among others, in relation to the two Luxembourg funds and one of the offshore funds. The total amount claimed against all defendants in these actions was not less than USD 2 billion. In 2014, the US Supreme Court rejected the BMIS Trustee's motion for leave to appeal decisions dismissing all claims except those for the recovery of approximately USD 125 million of payments alleged to be fraudulent conveyances and preference payments. In 2016, the bankruptcy court dismissed these claims against the UBS entities. In February 2019, the Court of Appeals reversed the dismissal of the BMIS Trustee's remaining claims, and the US Supreme Court subsequently denied a petition seeking review of the Court of Appeals' decision. The case has been remanded to the Bankruptcy Court for further proceedings.

4. Puerto Rico

Declines since 2013 in the market prices of Puerto Rico municipal bonds and of closed-end funds (funds) that are sole-managed and co-managed by UBS Trust Company of Puerto Rico and distributed by UBS Financial Services Incorporated of Puerto Rico (UBS PR) led to multiple regulatory inquiries, which in 2014 and 2015, led to settlements with the Office of the Commissioner of Financial Institutions for the Commonwealth of Puerto Rico, the US Securities and Exchange Commission (SEC) and the Financial Industry Regulatory Authority.

Since then, UBS clients in Puerto Rico who own the funds or Puerto Rico municipal bonds and/or who used their UBS account assets as collateral for UBS non-purpose loans filed customer complaints and arbitration demands seeking aggregate damages of USD 3.4 billion, of which USD 3.1 billion have been resolved through settlements, arbitration or withdrawal of claims. Allegations include fraud, misrepresentation and unsuitability of the funds and of the loans.

A shareholder derivative action was filed in 2014 against various UBS entities and current and certain former directors of the funds, alleging hundreds of millions of US dollars in losses in the funds. In 2021, the parties reached an agreement to settle this matter for USD 15 million, subject to court approval.

In 2011, a purported derivative action was filed on behalf of the Employee Retirement System of the Commonwealth of Puerto Rico (System) against over 40 defendants, including UBS PR, which was named in connection with its underwriting and consulting services. Plaintiffs alleged that defendants violated their purported fiduciary duties and contractual obligations in connection with the issuance and underwriting of USD 3 billion of bonds by the System in 2008 and sought damages of over USD 800 million. In 2016, the court granted the System's request to join the action as a plaintiff. In 2017, the court denied defendants' motion to dismiss the complaint. In 2020, the court denied plaintiffs' motion for summary judgment.

Beginning in 2015, certain agencies and public corporations of the Commonwealth of Puerto Rico (Commonwealth) defaulted on certain interest payments on Puerto Rico bonds. In 2016, US federal legislation created an oversight board with power to oversee Puerto Rico's finances and to restructure its debt. The oversight board has imposed a stay on the exercise of certain creditors' rights. In 2017, the oversight board placed certain of the bonds into a bankruptcy-like proceeding under the supervision of a Federal District Judge.

In May 2019, the oversight board filed complaints in Puerto Rico federal district court bringing claims against financial, legal and accounting firms that had participated in Puerto Rico municipal bond offerings, including UBS, seeking a return of underwriting and swap fees paid in connection with those offerings. UBS estimates that it received approximately USD 125 million in fees in the relevant offerings.

In August 2019, and February and November 2020, four US insurance companies that insured issues of Puerto Rico municipal bonds sued UBS and several other underwriters of Puerto Rico municipal bonds in three separate cases. The actions collectively seek recovery of an aggregate of USD 955 million in damages from the defendants. The plaintiffs in these cases claim that defendants failed to reasonably investigate financial statements in the offering materials for the insured Puerto Rico bonds issued between 2002 and 2007, which plaintiffs argue they relied upon in agreeing to insure the bonds notwithstanding that they had no contractual relationship with the underwriters. Defendants' motions to dismiss were granted in two of the cases; those decisions are being appealed by the plaintiffs. In the third case, defendants' motion to dismiss was denied, but on appeal that ruling was reversed and the motion to dismiss was granted.

Provisions and contingent liabilities (continued)

Our balance sheet at 31 December 2021 reflected provisions with respect to matters described in this item 4 in amounts that UBS believes to be appropriate under the applicable accounting standard. As in the case of other matters for which we have established provisions, the future outflow of resources in respect of such matters cannot be determined with certainty based on currently available information and accordingly may ultimately prove to be substantially greater (or may be less) than the provisions that we have recognized.

5. Foreign exchange, LIBOR and benchmark rates, and other trading practices

Foreign exchange-related regulatory matters: Beginning in 2013, numerous authorities commenced investigations concerning possible manipulation of foreign exchange markets and precious metals prices. As a result of these investigations, UBS entered into resolutions with Swiss, US and United Kingdom regulators and the European Commission. UBS was granted conditional immunity by the Antitrust Division of the DOJ and by authorities in other jurisdictions in connection with potential competition law violations relating to foreign exchange and precious metals businesses.

Foreign exchange-related civil litigation: Putative class actions have been filed since 2013 in US federal courts and in other jurisdictions against UBS and other banks on behalf of putative classes of persons who engaged in foreign currency transactions with any of the defendant banks. UBS has resolved US federal court class actions relating to foreign currency transactions with the defendant banks and persons who transacted in foreign exchange futures contracts and options on such futures under a settlement agreement that provides for UBS to pay an aggregate of USD 141 million and provide cooperation to the settlement classes. Certain class members have excluded themselves from that settlement and have filed individual actions in US and English courts against UBS and other banks, alleging violations of US and European competition laws and unjust enrichment.

In 2015, a putative class action was filed in federal court against UBS and numerous other banks on behalf of persons and businesses in the US who directly purchased foreign currency from the defendants and alleged co-conspirators for their own end use. In March 2017, the court granted UBS's (and the other banks') motions to dismiss the complaint. The plaintiffs filed an amended complaint in August 2017. In March 2018, the court denied the defendants' motions to dismiss the amended complaint.

LIBOR and other benchmark-related regulatory matters: Numerous government agencies conducted investigations regarding potential improper attempts by UBS, among others, to manipulate LIBOR and other benchmark rates at certain times. UBS reached settlements or otherwise concluded investigations relating to benchmark interest rates with the investigating authorities. UBS was granted conditional leniency or conditional immunity from authorities in certain jurisdictions, including the Antitrust Division of the DOJ and the Swiss Competition Commission (WEKO), in connection with potential antitrust or

competition law violations related to certain rates. However, UBS has not reached a final settlement with WEKO, as the Secretariat of WEKO has asserted that UBS does not qualify for full immunity.

LIBOR and other benchmark-related civil litigation: A number of putative class actions and other actions are pending in the federal courts in New York against UBS and numerous other banks on behalf of parties who transacted in certain interest rate benchmark-based derivatives. Also pending in the US and in other jurisdictions are a number of other actions asserting losses related to various products whose interest rates were linked to LIBOR and other benchmarks, including adjustable rate mortgages, preferred and debt securities, bonds pledged as collateral, loans, depository accounts, investments and other interest-bearing instruments. The complaints allege manipulation, through various means, of certain benchmark interest rates, including USD LIBOR, Euroyen TIBOR, Yen LIBOR, EURIBOR, CHF LIBOR, GBP LIBOR, SGD SIBOR and SOR and Australian BBSW, and seek unspecified compensatory and other damages under varying legal theories.

USD LIBOR class and individual actions in the US: In 2013 and 2015, the district court in the USD LIBOR actions dismissed, in whole or in part, certain plaintiffs' antitrust claims, federal racketeering claims, CEA claims, and state common law claims, and again dismissed the antitrust claims in 2016 following an appeal. In December 2021, the Second Circuit affirmed the district court's dismissal in part and reversed in part and remanded to the district court for further proceedings. The Second Circuit, among other things, held that there was personal jurisdiction over UBS and other foreign defendants based on allegations that at least one alleged co-conspirator undertook an overt act in the United States. Separately, in 2018, the Second Circuit reversed in part the district court's 2015 decision dismissing certain individual plaintiffs' claims and certain of these actions are now proceeding. In 2018, the district court denied plaintiffs' motions for class certification in the USD class actions for claims pending against UBS, and plaintiffs sought permission to appeal that ruling to the Second Circuit. In July 2018, the Second Circuit denied the petition to appeal of the class of USD lenders and in November 2018 denied the petition of the USD exchange class. In January 2019, a putative class action was filed in the District Court for the Southern District of New York against UBS and numerous other banks on behalf of US residents who, since 1 February 2014, directly transacted with a defendant bank in USD LIBOR instruments. The complaint asserts antitrust claims. The defendants moved to dismiss the complaint in August 2019. On 26 March 2020 the court granted defendants' motion to dismiss the complaint in its entirety. Plaintiffs have appealed the dismissal. In August 2020, an individual action was filed in the Northern District of California against UBS and numerous other banks alleging that the defendants conspired to fix the interest rate used as the basis for loans to consumers by jointly setting the USD LIBOR rate and monopolized the market for LIBOR-based consumer loans and credit cards. Defendants moved to dismiss the complaint in September 2021.

Provisions and contingent liabilities (continued)

Other benchmark class actions in the US:

Yen LIBOR / Euroyen TIBOR – In 2014, 2015 and 2017, the court in one of the Yen LIBOR / Euroyen TIBOR lawsuits dismissed certain of the plaintiffs' claims, including the plaintiffs' federal antitrust and racketeering claims. In August 2020, the court granted defendants' motion for judgment on the pleadings and dismissed the lone remaining claim in the action as impermissibly extraterritorial. Plaintiffs have appealed. In 2017, the court dismissed the other Yen LIBOR / Euroyen TIBOR action in its entirety on standing grounds. In April 2020, the appeals court reversed the dismissal and in August 2020 plaintiffs in that action filed an amended complaint focused on Yen LIBOR. The court granted in part and denied in part defendants' motion to dismiss the amended complaint in September 2021 and plaintiffs and the remaining defendants have moved for reconsideration.

CHF LIBOR – In 2017, the court dismissed the CHF LIBOR action on standing grounds and failure to state a claim. Plaintiffs filed an amended complaint following the dismissal, and the court granted a renewed motion to dismiss in September 2019. Plaintiffs appealed. In September 2021, the Second Circuit granted the parties' joint motion to vacate the dismissal and remand the case for further proceedings.

EURIBOR – In 2017, the court in the EURIBOR lawsuit dismissed the case as to UBS and certain other foreign defendants for lack of personal jurisdiction. Plaintiffs have appealed.

SIBOR / SOR – In October 2018, the court in the SIBOR / SOR action dismissed all but one of plaintiffs' claims against UBS. Plaintiffs filed an amended complaint following the dismissal, and the court granted a renewed motion to dismiss in July 2019. Plaintiffs appealed. In March 2021, the Second Circuit reversed the dismissal. Plaintiffs filed an amended complaint in October 2021, which defendants have moved to dismiss.

BBSW – In November 2018, the court in the BBSW lawsuit dismissed the case as to UBS and certain other foreign defendants for lack of personal jurisdiction. Following that dismissal, plaintiffs filed an amended complaint in April 2019, which UBS and other defendants named in the amended complaint moved to dismiss. In February 2020, the court in the BBSW action granted in part and denied in part defendants' motions to dismiss the amended complaint. In August 2020, UBS and other BBSW defendants joined a motion for judgment on the pleadings, which the court denied in May 2021.

GBP LIBOR – The court dismissed the GBP LIBOR action in August 2019. Plaintiffs have appealed.

Government bonds: Putative class actions have been filed since 2015 in US federal courts against UBS and other banks on behalf of persons who participated in markets for US Treasury securities since 2007. A consolidated complaint was filed in 2017 in the US District Court for the Southern District of New York alleging that the banks colluded with respect to, and manipulated prices of, US Treasury securities sold at auction and in the secondary market and

asserting claims under the antitrust laws and for unjust enrichment. Defendants' motions to dismiss the consolidated complaint was granted in March 2021. Plaintiffs filed an amended complaint, which defendants moved to dismiss in June 2021. Similar class actions have been filed concerning European government bonds and other government bonds.

In May 2021, the European Commission issued a decision finding that UBS and six other banks breached European Union antitrust rules in 2007–2011 relating to European government bonds. The European Commission fined UBS EUR 172 million. UBS is appealing the amount of the fine.

With respect to additional matters and jurisdictions not encompassed by the settlements and orders referred to above, our balance sheet at 31 December 2021 reflected a provision in an amount that UBS believes to be appropriate under the applicable accounting standard. As in the case of other matters for which we have established provisions, the future outflow of resources in respect of such matters cannot be determined with certainty based on currently available information and accordingly may ultimately prove to be substantially greater (or may be less) than the provision that we have recognized.

6. Swiss retrocessions

The Federal Supreme Court of Switzerland ruled in 2012, in a test case against UBS, that distribution fees paid to a firm for distributing third-party and intra-group investment funds and structured products must be disclosed and surrendered to clients who have entered into a discretionary mandate agreement with the firm, absent a valid waiver. FINMA issued a supervisory note to all Swiss banks in response to the Supreme Court decision. UBS has met the FINMA requirements and has notified all potentially affected clients.

The Supreme Court decision has resulted, and continues to result, in a number of client requests for UBS to disclose and potentially surrender retrocessions. Client requests are assessed on a case-by-case basis. Considerations taken into account when assessing these cases include, among other things, the existence of a discretionary mandate and whether or not the client documentation contained a valid waiver with respect to distribution fees.

Our balance sheet at 31 December 2021 reflected a provision with respect to matters described in this item 6 in an amount that UBS believes to be appropriate under the applicable accounting standard. The ultimate exposure will depend on client requests and the resolution thereof, factors that are difficult to predict and assess. Hence, as in the case of other matters for which we have established provisions, the future outflow of resources in respect of such matters cannot be determined with certainty based on currently available information and accordingly may ultimately prove to be substantially greater (or may be less) than the provision that we have recognized.

UBS AG interim consolidated financial information (unaudited)

This section contains a comparison of selected financial and capital information between UBS Group AG consolidated and UBS AG consolidated. Information for UBS AG consolidated does not differ materially from UBS Group AG on a consolidated basis.

Comparison between UBS Group AG consolidated and UBS AG consolidated

The accounting policies applied under International Financial Reporting Standards (IFRS) to both the UBS Group AG and the UBS AG consolidated financial statements are identical. However, there are certain scope and presentation differences as noted below.

- Assets, liabilities, operating income, operating expenses and operating profit before tax relating to UBS Group AG and its directly held subsidiaries, including UBS Business Solutions AG, are reflected in the consolidated financial statements of UBS Group AG but not in those of UBS AG. UBS AG's assets, liabilities, operating income and operating expenses related to transactions with UBS Group AG and its directly held subsidiaries, including UBS Business Solutions AG and other shared services subsidiaries, are not subject to elimination in the consolidated financial statements of UBS AG, but are eliminated in the consolidated financial statements of UBS Group AG. UBS Business Solutions AG and other shared services subsidiaries of UBS Group AG charge other legal entities within the UBS AG consolidation scope for services provided, including a markup on costs incurred.
- The equity of UBS Group AG consolidated was USD 2.6 billion higher than the equity of UBS AG consolidated as of 31 December 2021. This difference was mainly driven by higher dividends paid by UBS AG to UBS Group AG compared with the dividend distributions of UBS Group AG, as well as higher retained earnings in the consolidated financial statements of UBS Group AG, largely related to the aforementioned markup charged by shared services subsidiaries of UBS Group AG to other legal entities in the UBS AG scope of consolidation. In addition, UBS Group AG is the grantor of the majority of the compensation plans of the Group and recognizes share premium for equity-settled awards granted. These effects were partly offset by treasury shares acquired as part of our share repurchase programs and those held to hedge share delivery obligations associated with Group compensation plans, as well as additional share premium recognized at the UBS AG consolidated level related to the establishment of UBS Group AG and UBS Business Solutions AG, a wholly owned subsidiary of UBS Group AG.
- The going concern capital of UBS Group AG consolidated was USD 5.1 billion higher than the going concern capital of UBS AG consolidated as of 31 December 2021, reflecting higher common equity tier 1 (CET1) capital of USD 3.7 billion and going concern loss-absorbing additional tier 1 (AT1) capital of USD 1.4 billion.
- The CET1 capital of UBS Group AG consolidated was USD 3.7 billion higher than that of UBS AG consolidated as of 31 December 2021. The higher CET1 capital of UBS Group AG consolidated was primarily due to higher UBS Group AG consolidated IFRS equity of USD 2.6 billion, as described above, and lower UBS Group AG accruals for future capital returns to shareholders, partly offset by compensation-related regulatory capital accruals at the UBS Group AG level.
- The going concern loss-absorbing AT1 capital of UBS Group AG consolidated was USD 1.4 billion higher than that of UBS AG consolidated as of 31 December 2021, mainly reflecting deferred contingent capital plan awards granted at the Group level to eligible employees for the performance years 2016 to 2020, partly offset by two loss-absorbing AT1 capital instruments on-lent by UBS Group AG to UBS AG.

Comparison between UBS Group AG consolidated and UBS AG consolidated

	As of or for the quarter ended 31.12.21		
	UBS Group AG consolidated	UBS AG consolidated	Difference (absolute)
<i>USD million, except where indicated</i>			
Income statement			
Operating income	8,732	8,846	(114)
Operating expenses	7,003	7,227	(224)
Operating profit / (loss) before tax	1,729	1,619	109
<i>of which: Global Wealth Management</i>	563	541	22
<i>of which: Personal & Corporate Banking</i>	365	362	3
<i>of which: Asset Management</i>	334	328	6
<i>of which: Investment Bank</i>	713	710	3
<i>of which: Group Functions</i>	(246)	(321)	75
Net profit / (loss)	1,359	1,266	93
<i>of which: net profit / (loss) attributable to shareholders</i>	1,348	1,255	93
<i>of which: net profit / (loss) attributable to non-controlling interests</i>	11	11	0
Statement of comprehensive income			
Other comprehensive income	(181)	(197)	16
<i>of which: attributable to shareholders</i>	(177)	(194)	16
<i>of which: attributable to non-controlling interests</i>	(4)	(4)	0
Total comprehensive income	1,178	1,069	109
<i>of which: attributable to shareholders</i>	1,171	1,062	109
<i>of which: attributable to non-controlling interests</i>	7	7	0
Balance sheet			
Total assets	1,117,182	1,116,145	1,037
Total liabilities	1,056,180	1,057,702	(1,522)
Total equity	61,002	58,442	2,559
<i>of which: equity attributable to shareholders</i>	60,662	58,102	2,559
<i>of which: equity attributable to non-controlling interests</i>	340	340	0
Capital information			
Common equity tier 1 capital	45,281	41,594	3,687
Going concern capital	60,488	55,434	5,054
Risk-weighted assets	302,209	299,005	3,204
Common equity tier 1 capital ratio (%)	15.0	13.9	1.1
Going concern capital ratio (%)	20.0	18.5	1.5
Total loss-absorbing capacity ratio (%)	34.7	33.3	1.3
Leverage ratio denominator	1,068,862	1,067,679	1,183
Common equity tier 1 leverage ratio (%)	4.24	3.90	0.34
Going concern leverage ratio (%)	5.7	5.2	0.5
Total loss-absorbing capacity leverage ratio (%)	9.8	9.3	0.5

As of or for the quarter ended 30.9.21			As of or for the quarter ended 31.12.20		
UBS Group AG consolidated	UBS AG consolidated	Difference (absolute)	UBS Group AG consolidated	UBS AG consolidated	Difference (absolute)
9,128	9,224	(95)	8,117	8,220	(103)
6,264	6,512	(248)	6,132	6,324	(192)
2,865	2,712	152	1,985	1,896	89
1,516	1,500	16	864	855	9
478	479	(1)	353	353	(1)
214	214	0	401	401	0
837	833	4	529	528	1
(180)	(314)	134	(161)	(241)	79
2,289	2,163	125	1,645	1,572	73
2,279	2,154	125	1,636	1,563	73
9	9	0	9	9	0
(610)	(598)	(12)	83	54	29
(596)	(584)	(12)	65	36	29
(14)	(14)	0	18	18	0
1,678	1,565	113	1,728	1,626	102
1,683	1,570	113	1,701	1,599	102
(5)	(5)	0	27	27	0
1,088,773	1,088,246	528	1,125,765	1,125,327	438
1,028,221	1,030,828	(2,607)	1,066,000	1,067,254	(1,254)
60,552	57,418	3,134	59,765	58,073	1,691
60,219	57,085	3,134	59,445	57,754	1,691
333	333	0	319	319	0
45,022	41,356	3,665	39,890	38,181	1,709
60,369	55,334	5,035	56,178	52,610	3,567
302,426	299,612	2,814	289,101	286,743	2,358
14.9	13.8	1.1	13.8	13.3	0.5
20.0	18.5	1.5	19.4	18.3	1.1
34.0	32.6	1.4	35.2	34.2	1.0
1,044,916	1,044,438	479	1,037,150	1,036,771	379
4.31	3.96	0.35	3.85	3.68	0.16
5.8	5.3	0.5	5.4	5.1	0.3
9.8	9.4	0.5	9.8	9.5	0.3

UBS AG consolidated key figures

<i>USD million, except where indicated</i>	As of or for the quarter ended			As of or for the year ended	
	31.12.21	30.9.21	31.12.20	31.12.21	31.12.20
Results					
Operating income	8,846	9,224	8,220	35,976	32,780
Operating expenses	7,227	6,512	6,324	27,012	25,081
Operating profit / (loss) before tax	1,619	2,712	1,896	8,964	7,699
Net profit / (loss) attributable to shareholders	1,255	2,154	1,563	7,032	6,196
Profitability and growth					
Return on equity (%)	8.7	15.3	10.9	12.3	10.9
Return on tangible equity (%)	9.8	17.3	12.2	13.9	12.4
Return on common equity tier 1 capital (%)	12.1	21.1	16.3	17.6	16.6
Return on risk-weighted assets, gross (%)	11.8	12.5	11.7	12.3	11.9
Return on leverage ratio denominator, gross (%) ¹	3.3	3.5	3.3	3.4	3.4
Cost / income ratio (%)	81.9	70.7	76.3	75.4	74.9
Net profit growth (%)	(19.7)	6.8	151.3	13.5	56.3
Resources					
Total assets	1,116,145	1,088,246	1,125,327	1,116,145	1,125,327
Equity attributable to shareholders	58,102	57,085	57,754	58,102	57,754
Common equity tier 1 capital ²	41,594	41,356	38,181	41,594	38,181
Risk-weighted assets ²	299,005	299,612	286,743	299,005	286,743
Common equity tier 1 capital ratio (%) ²	13.9	13.8	13.3	13.9	13.3
Going concern capital ratio (%) ²	18.5	18.5	18.3	18.5	18.3
Total loss-absorbing capacity ratio (%) ²	33.3	32.6	34.2	33.3	34.2
Leverage ratio denominator ^{1,2}	1,067,679	1,044,438	1,036,771	1,067,679	1,036,771
Common equity tier 1 leverage ratio (%) ^{1,2}	3.90	3.96	3.68	3.90	3.68
Going concern leverage ratio (%) ^{1,2}	5.2	5.3	5.1	5.2	5.1
Total loss-absorbing capacity leverage ratio (%) ²	9.3	9.4	9.5	9.3	9.5
Other					
Invested assets (USD billion) ³	4,596	4,432	4,187	4,596	4,187
Personnel (full-time equivalents)	47,067	47,293	47,546	47,067	47,546

¹ Leverage ratio denominators and leverage ratios for the respective periods in 2020 do not reflect the effects of the temporary exemption that applied from 25 March 2020 until 1 January 2021 and was granted by FINMA in connection with COVID-19. Refer to the "Regulatory and legal developments" section of our Annual Report 2020 for more information. ² Based on the Swiss systemically relevant bank framework as of 1 January 2020. Refer to the "Capital management" section of this report for more information. ³ Consists of invested assets for Global Wealth Management, Asset Management and Personal & Corporate Banking. Refer to "Note 32 Invested assets and net new money" in the "Consolidated financial statements" section of our Annual Report 2020 for more information.

Currency translation rates

The following table shows the rates of the main currencies used to translate the financial information of UBS's operations with a functional currency other than the US dollar into US dollars.

	Closing exchange rate			Average rate ¹				
	As of			For the quarter ended			For the year ended	
	31.12.21	30.9.21	31.12.20	31.12.21	30.9.21	31.12.20	31.12.21	31.12.20
1 CHF	1.10	1.07	1.13	1.09	1.09	1.11	1.09	1.07
1 EUR	1.14	1.16	1.22	1.14	1.17	1.19	1.18	1.15
1 GBP	1.35	1.35	1.37	1.35	1.37	1.33	1.37	1.29
100 JPY	0.87	0.90	0.97	0.88	0.90	0.96	0.91	0.94

¹ Monthly income statement items of operations with a functional currency other than the US dollar are translated into US dollars using month-end rates. Disclosed average rates for a quarter or a year represent an average of three month-end rates or an average of twelve month-end rates, respectively, weighted according to the income and expense volumes of all operations of the Group with the same functional currency for each month. Weighted average rates for individual business divisions may deviate from the weighted average rates for the Group.

REGISTERED OFFICE OF THE ISSUER

UBS AG, London Branch
5 Broadgate
London
EC2M 2QS
United Kingdom

ISSUER'S AUDITORS

Ernst & Young Ltd
Aeschengraben 9
P.O. Box 2149 CH-4002 Basel
Switzerland

LEGAL ADVISERS

(as to Singapore law)

Allen & Gledhill LLP

One Marina Boulevard #28-00
Singapore 018989

WARRANT AGENT

The Central Depository (Pte) Limited

11 North Buona Vista Drive
#06-07 The Metropolis Tower 2
Singapore 138589