

Supplemental Listing Document

If you are in any doubt as to any aspect of this document, you should consult your stockbroker or other registered dealer in securities, bank manager, solicitor, accountant or other professional adviser.

Application has been made to the Singapore Exchange Securities Trading Limited (the “**SGX-ST**”) for permission to deal in and for quotation of the Certificates (as defined below). The SGX-ST takes no responsibility for the contents of this document, makes no representation as to its accuracy or completeness and expressly disclaims any liability whatsoever for any loss howsoever arising from or in reliance upon the whole or any part of the contents of this document. Admission to the Official List of the SGX-ST is not to be taken as an indication of the merits of UBS AG, acting through its London branch, the Certificates, or the Company (as defined below).

**12,000,000 European Style Cash Settled Long Certificates relating to
the ordinary shares of Geely Automobile Holdings Limited
with a Daily Leverage of 5x**

UBS AG

(Incorporated with limited liability in Switzerland)

acting through its London Branch

Issue Price: S\$0.30 per Certificate

This document is published for the purpose of obtaining a listing of all the above certificates (the “**Certificates**”) to be issued by UBS AG (the “**Issuer**”) acting through its London branch, and is supplemental to and should be read in conjunction with a base listing document dated 28 June 2021 (the “**Base Listing Document**”), including its supplements and addenda as executed from time to time, for the purpose of giving information with regard to the Issuer and the Certificates. Information relating to the Company (as defined below) is contained in this document.

This document does not constitute or form part of any offer, or invitation, to subscribe for or to sell, or solicitation of any offer to subscribe for or to purchase, Certificates or other securities of the Issuer, nor is it calculated to invite, nor does it permit the making of, offers by the public to subscribe for or purchase for cash or other consideration the Certificates or other securities of the Issuer. Restrictions have been imposed on offers and sales of the Certificates and on distributions of documents relating thereto in the United States, the United Kingdom, the European Economic Area, Singapore and Hong Kong (see “Placing and Sale” contained herein).

The Certificates are complex products. You should exercise caution in relation to them. Investors are warned that the price of the Certificates may fall in value as rapidly as it may rise and holders may sustain a total loss of their investment. The price of the Certificates also depends on the supply and demand for the Certificates in the market and the price at which the Certificates is trading at any time may differ from the underlying valuation of the Certificates because of market inefficiencies. It is not possible to predict the secondary market for the Certificates. Although the

Issuer and/or any of its affiliates may from time to time purchase the Certificates or sell additional Certificates on the market, the Issuer and/or any of its affiliates are not obliged to do so. Investors should also note that there are leveraged risks because the Certificates integrate a leverage mechanism and the Certificates will amplify the movements in the increase, and in the decrease, of the value of the Underlying Stock (as defined below) and if the investment results in a loss, any such loss will be increased by the leverage factor of the Certificates. As such, investors could lose more than they would if they had invested directly in the Underlying Stock.

For the purpose of section 309B(1) of the Securities and Futures Act (Chapter 289 of Singapore) (the "**SFA**"), the Issuer has determined, and hereby notifies all relevant persons (as defined in section 309A of the SFA) that the Certificates are classified as capital markets products other than prescribed capital markets products¹ and Specified Investment Products (SIPs)², and may only be sold to retail investors with enhanced safeguards, including an assessment of such investors' investment knowledge or experience.

Prospective purchasers should therefore ensure that they understand the nature of the Certificates and carefully study the risk factors set out in the Base Listing Document and pages 5 to 10 of this document before they invest in the Certificates.

Application has been made to the SGX-ST for permission to deal in and for quotation of the Certificates and the SGX-ST has agreed in principle to grant permission to deal in and for quotation of the Certificates. It is expected that dealings in the Certificates will commence on or about 21 April 2022.

As at the date hereof, the Issuer's long term credit rating by Standard & Poor's Credit Market Services Europe Limited is A+, by Moody's Deutschland GmbH is Aa3 and by Fitch Ratings Limited is AA-.

The Issuer is regulated by, among others, the Swiss Federal Banking Commission. In the United Kingdom, it is authorised by the Prudential Regulatory Authority and subject to regulation by the Financial Conduct Authority and limited regulation by the Prudential Regulatory Authority.

20 April 2022

¹ As defined in the Securities and Futures (Capital Markets Products) Regulations 2018.

² As defined in the MAS Notice SFA 04-N12: Notice on the Sale of Investment Products and MAS Notice FAA-N16: Notice on Recommendations on Investment Products.

Subject as set out below, the Issuer accepts full responsibility for the accuracy of the information contained in this document and the Base Listing Document in relation to itself and the Certificates. To the best of the knowledge and belief of the Issuer (which has taken all reasonable care to ensure that such is the case), the information contained in this document and the Base Listing Document for which it accepts responsibility (subject as set out below in respect of the information contained herein with regard to the Company) is in accordance with the facts and does not omit anything likely to affect the import of such information. The information with regard to the Company as set out herein is extracted from publicly available information. The Issuer accepts responsibility only for the accurate reproduction of such information. No further or other responsibility or liability in respect of such information is accepted by the Issuer.

No persons have been authorised to give any information or to make any representation save as contained in this document or otherwise authorised by the Issuer in connection with the Certificates and, if given or made, such information or representations must not be relied upon as having been authorised by the Issuer. Neither the delivery of this document nor any sale made hereunder shall under any circumstances create any implication that there has been no change in the affairs of the Issuer or its subsidiaries and associates since the date hereof.

This document does not constitute an offer or solicitation by or on behalf of the Issuer to purchase or subscribe for any of the Certificates. The distribution of this document and the offering of the Certificates may, in certain jurisdictions, be restricted by law. The Issuer requires persons into whose possession this document comes to inform themselves of and observe all such restrictions. In particular, the Certificates have not been, and will not be, registered under the United States Securities Act of 1933, as amended (the "**Securities Act**"). Subject to certain exceptions, Certificates, or interests therein, may not at any time be offered, sold, resold or delivered, directly or indirectly, in the United States or to, or for the account or benefit of, any U.S. person (as defined in Regulation S under the Securities Act) or to others for offering, sale or resale in the United States or to any such U.S. person. Offers and sales of Certificates, or interests therein, in the United States or to U.S. persons would constitute a violation of United States securities laws unless made in compliance with registration requirements of the Securities Act or pursuant to an exemption therefrom. A further description of certain restrictions on offering and sale of the Certificates and distribution of this document is given in the section headed "Placing and Sale" contained herein.

The SGX-ST has made no assessment of, nor taken any responsibility for, the financial soundness of the Issuer or the merits of investing in the Certificates, nor have they verified the accuracy or the truthfulness of statements made or opinions expressed in this document.

The Issuer and/or any of its affiliates may repurchase Certificates at any time on or after the date of issue and any Certificates so repurchased may be offered from time to time in one or more transactions in the over-the-counter market or otherwise at prevailing market prices or in negotiated transactions, at the discretion of the Issuer and/or any of its affiliates. Investors should not therefore make any assumption as to the number of Certificates in issue at any time.

References in this document to the "**Conditions**" shall mean references to the Terms and Conditions of the European Style Cash Settled Long/Short Certificates on Single Equities contained in the Base Listing Document. Terms not defined herein shall have the meanings ascribed thereto in the Conditions.

Table of Contents

	<i>Page</i>
Risk Factors	5
Terms and Conditions of the Certificates	11
Terms and Conditions of the European Style Cash Settled Long/Short Certificates on Single Equities	21
Summary of the Issue	32
Information relating to the European Style Cash Settled Long Certificates on Single Equities	34
Information relating to the Company	49
Information relating to the Designated Market Maker	50
Placing and Sale	52
Supplemental Information relating to the Issuer	57
Supplemental General Information	58
Appendix I	
Appendix II	
Appendix III	

RISK FACTORS

The following risk factors are relevant to the Certificates:-

- (a) investment in Certificates involves substantial risks including market risk, liquidity risk, and the risk that the Issuer will be unable to satisfy its obligations under the Certificates. Investors should ensure that they understand the nature of all these risks before making a decision to invest in the Certificates. You should consider carefully whether Certificates are suitable for you in light of your experience, objectives, financial position and other relevant circumstances. Certificates are not suitable for inexperienced investors;
- (b) the Certificates constitute direct, general and unsecured contractual obligations of the Issuer and if you purchase the Certificates you are relying upon the creditworthiness of the Issuer and have no rights under the Certificates against any other person. In particular, it should be noted that the Issuer issues a large number of financial instruments, including Certificates, on a global basis and, at any given time, the financial instruments outstanding may be substantial. If you purchase the Certificates you are relying upon the creditworthiness of the Issuer and have no rights under the Certificates against the Company which has issued the Underlying Stock (as defined below). The Issuer has substantially no obligation to a Certificate Holder (as defined in the Conditions) other than to pay amounts in accordance with the terms thereof as set forth herein and in the Base Listing Document. The Issuer does not in any respect underwrite or guarantee the performance of any Certificate. Any profit or loss realised by a Certificate Holder in respect of a Certificate upon exercise or otherwise due to changes in the value of such Certificate or the Underlying Stock is solely for the account of such Certificate Holder. In addition, the Issuer shall have the absolute discretion to put in place any hedging transaction or arrangement which it deems appropriate in connection with any Certificate or the Underlying Stock. A reduction in the rating, if any, accorded to outstanding debt securities of the Issuer by any one of its rating agencies could result in a reduction in the trading value of the Certificates;
- (c) since the Certificates relate to the price of the Underlying Stock, certain events relating to the Underlying Stock may cause adverse movements in the value and the price of the Underlying Stock, as a result of which, the Certificate Holders may, in extreme circumstances, sustain a significant loss of their investment if the price of the Underlying Stock has fallen sharply;
- (d) due to their nature, the Certificates can be volatile instruments and may be subject to considerable fluctuations in value. The price of the Certificates may fall in value as rapidly as it may rise due to, including but not limited to, variations in the frequency and magnitude of the changes in the price of the Underlying Stock, the time remaining to expiry and the creditworthiness of the Issuer;
- (e) fluctuations in the price of the Underlying Stock will affect the price of the Certificates but not necessarily in the same magnitude and direction, therefore, prospective investors intending to purchase Certificates to hedge their market risk associated with investing in the Underlying Stock which may be specified herein, should recognise the complexities of utilising the Certificates in this manner;
- (f) a Certificate Holder must tender a specified number of Certificates at any one time in order to exercise. Thus, Certificate Holders with fewer than the specified minimum number of Certificates in a particular series will either have to sell their Certificates or purchase additional Certificates, incurring transactions costs in each case, in order to realise their investment;

- (g) if, whilst any of the Certificates remain unexercised, trading in the Underlying Stock is suspended or halted on the relevant stock exchange, trading in the Certificates may be suspended for a similar period;
- (h) investors should note that the Issuer's obligations to pay amounts in accordance with the terms thereof as set forth herein shall be discharged by delivery of the aggregate Cash Settlement Amount (if positive) to all Certificate Holders in accordance with the agreement with the Warrant Agent;
- (i) investors should note that in the event of there being a Market Disruption Event (as defined in the Conditions) determination or payment of the Cash Settlement Amount (as defined in the Conditions) may be delayed, all as more fully described in the Conditions;
- (j) certain events relating to the Underlying Stock require or, as the case may be, permit the Issuer to make certain adjustments or amendments to the Conditions;
- (k) the Certificates are only exercisable on the expiry date and may not be exercised by Certificate Holders prior to such expiry date. Accordingly, if on such expiry date the Cash Settlement Amount is zero, a Certificate Holder will lose the value of his investment;
- (l) the total return on an investment in any Certificate may be affected by the Hedging Fee Factor (as defined below), Management Fee (as defined below) and Gap Premium (as defined below);
- (m) investors holding their position overnight should note that they would be required to bear the annualised cost which consists of the Management Fee and Gap Premium, which are calculated daily and applied to the value of the Certificates, as well as certain costs embedded within the Leverage Strategy (as described below) including the Funding Cost (as defined below) and the Rebalancing Cost (as defined below);
- (n) investors should note that there may be an exchange rate risk where the Cash Settlement Amount may be converted from a foreign currency into Singapore dollars. Exchange rates between currencies are determined by forces of supply and demand in the foreign exchange markets. These forces are, in turn, affected by factors such as international balances of payments and other economic and financial conditions, government intervention in currency markets and currency trading speculation. Fluctuations in foreign exchange rates, foreign political and economic developments, and the imposition of exchange controls or other foreign governmental laws or restrictions applicable to such investments may affect the foreign currency market price and the exchange rate-adjusted equivalent price of the Certificates. Fluctuations in the exchange rate of any one currency may be offset by fluctuations in the exchange rate of other relevant currencies;
- (o) investors should note that there are leveraged risks because the Certificates integrate a leverage mechanism and the Certificates will amplify the movements in the increase, and in the decrease, of the value of the Underlying Stock and if the investment results in a loss, any such loss will be increased by the leverage factor of the Certificates. As such, investors could lose more than they would if they had invested directly in the Underlying Stock;
- (p) when held for longer than a day, the performance of the Certificates could be more or less than the leverage factor that is embedded within the Certificates. The performance of the Certificates each day is locked in, and any subsequent returns are based on what was achieved the previous day. This process, referred to as compounding, may lead to a performance difference from 5 times the performance of the Underlying Stock over a period longer than one day. This difference may be amplified in a volatile market with a sideways

trend, where market movements are not clear in direction, whereby investors may sustain substantial losses;

- (q) the Air Bag Mechanism (as defined below) is triggered only when the Underlying Stock is calculated or traded, which may not be during the trading hours of the Relevant Stock Exchange for the Certificates (as defined below);
- (r) investors should note that the Air Bag Mechanism reduces the impact on the Leverage Strategy if the Underlying Stock falls further, but will also maintain a reduced exposure to the Underlying Stock in the event the Underlying Stock starts to rise after the Air Bag Mechanism is triggered, thereby reducing its ability to recoup losses;
- (s) there is no assurance that the Air Bag Mechanism will prevent investors from losing the entire value of their investment, in the event of (i) an overnight fall in the Underlying Stock, where there is a 20% or greater gap between the previous day closing price and the opening price of the Underlying Stock the following day, as the Air Bag Mechanism will only be triggered when market opens the following day or (ii) a sharp intraday fall in the Underlying Stock of 20% or greater during the observation period compared to the reference price, being: (a) if air bag event has not been previously triggered on the same day, the previous closing price of the Underlying Stock, or (b) if one or more air bag events have been previously triggered on the same day, the latest new observed price. Investors may refer to pages 42 to 43 of this document for more information;
- (t) certain events may, pursuant to the terms and conditions of the Certificates, trigger (A) the implementation of methods of adjustment or (B) the early termination of the Certificates. The Issuer will give the investors reasonable notice of any early termination. If the Issuer terminates the Certificates early, then the Issuer will, if and to the extent permitted by applicable law, pay an amount to each Certificate Holder in respect of each Certificate held by such holder equal to the fair market value of the Certificate less the cost to the Issuer of unwinding any underlying related hedging arrangements, all as determined by the Issuer in its sole and absolute discretion. The performance of this commitment shall depend on (A) general market conditions and (B) the liquidity conditions of the underlying instrument(s) and, as the case may be, of any other hedging transactions. Investors should note that the amount repaid by the Issuer may be less than the amount initially invested. Investors may refer to Condition 13 on pages 29 to 30 of this document for more information;
- (u) investors should note that it is not possible to predict the price at which the Certificates will trade in the secondary market or whether such market will be liquid or illiquid. To the extent Certificates of a particular issue are exercised, the number of Certificates of such issue outstanding will decrease, resulting in a diminished liquidity for the remaining Certificates of such issue. A decrease in the liquidity of an issue of Certificates may cause, in turn, an increase in the volatility associated with the price of such issue of Certificates. The Issuer may, but is not obligated to, at any time, purchase Certificates at any price in the open market or by tender or private agreement. Any Certificates so purchased may be held or resold or surrendered for cancellation. To the extent that an issue of Certificates becomes illiquid, an investor may have to exercise such Certificates to realise value;
- (v) two or more risk factors may simultaneously have an effect on the value of a Certificate such that the effect of any individual risk factor may not be predicted. No assurance can be given as to the effect any combination of risk factors may have on the value of a Certificate;
- (w) investors should note that they may be required to pay stamp taxes or other documentary charges in accordance with the laws and practices of the country where the Certificates are

transferred. Investors who are in any doubt as to their tax position should consult their own independent tax advisers. In addition, investors should be aware that tax regulations and their application by the relevant taxation authorities change from time to time. Accordingly, it is not possible to predict the precise tax treatment which will apply at any given time. Investors should refer to the Taxation Section in the Base Listing Document;

- (x) investors should note that the Issuer may enter into discount, commission or fee arrangements with brokers and/or any of its subsidiaries or affiliates with respect to the primary or secondary market in the Certificates. The arrangements may result in the benefit to investors in Certificates buying and selling Certificates through nominated brokers by reducing or eliminating the commission payable by such Certificate Holders. In the event that the commission payable by Certificate Holders is eliminated, fee arrangements between the Issuer and brokers and/or any of its subsidiaries or affiliates will continue to apply. Investors in the Certificates should note that any brokers with whom the Issuer has a commission arrangement does not, and cannot be expected to, deal exclusively in the Certificates, therefore any broker and/or any of its subsidiaries or affiliates may from time to time engage in transactions involving the Underlying Stock and/or structured products of other issuers over the Underlying Stock as the Certificates for their proprietary accounts and/or accounts of their clients. The fact that the same broker may deal simultaneously for different clients in competing products in the market place may affect the value of the Certificates and present certain conflicts of interests;
- (y) various potential and actual conflicts of interest may arise from the overall activities of the Issuer and any of its subsidiaries and affiliates.

The Issuer and any of its subsidiaries and affiliates are diversified financial institutions with relationships in countries around the world. These entities engage in a wide range of commercial and investment banking, brokerage, funds management, hedging transactions and investment and other activities for their own account or the account of others. In addition, the Issuer and any of its subsidiaries and affiliates, in connection with their other business activities, may possess or acquire material information about the Underlying Stock. Such activities and information may involve or otherwise affect issuers of the Underlying Stock in a manner that may cause consequences adverse to the Certificate Holders or otherwise create conflicts of interests in connection with the issue of Certificates by the Issuer. Such actions and conflicts may include, without limitation, the exercise of voting power, the purchase and sale of securities, financial advisory relationships and exercise of creditor rights. The Issuer and any of its subsidiaries and affiliates have no obligation to disclose such information about the Underlying Stock or such activities. The Issuer and any of its subsidiaries and affiliates and their officers and directors may engage in any such activities without regard to the issue of Certificates by the Issuer or the effect that such activities may directly or indirectly have on any Certificate;

- (z) in the ordinary course of their business, including without limitation in connection with the Issuer or its appointed designated market maker's market making activities, the Issuer and any of its respective subsidiaries and affiliates may effect transactions for their own account or for the account of their customers and hold long or short positions in the Underlying Stock and/or related derivatives. In addition, in connection with the offering of any Certificates, the Issuer and any of its respective subsidiaries and affiliates may enter into one or more hedging transactions with respect to the Underlying Stock and/or related derivatives. In connection with such hedging or market-making activities or with respect to proprietary or other trading activities by the Issuer and any of its respective subsidiaries and its affiliates, the Issuer and any of its respective subsidiaries and affiliates may enter into transactions in the Underlying

Stock and/or related derivatives which may affect the market price, liquidity or value of the Certificates and which may affect the interests of Certificate Holders;

- (aa) the value of the Certificates depends on the Leverage Strategy performance built in the Certificate. The Calculation Agent will make the Leverage Strategy last closing level and a calculation tool available to the investors on a website;
- (bb) certain risks relating to the Issuer's operating environment and strategy, including those as set out in Appendix 2 of the Base Listing Document, may impact the Issuer's ability to execute its strategy and directly affect its business activities, financial condition, results of operations and prospects. As a broad-based international financial services firm, the Issuer is inherently exposed to risks that become apparent only with the benefit of hindsight, risks of which it is not presently aware or which it currently does not consider to be material could also materially affect its business activities, financial condition, results of operations and prospects. The sequence in which the risk factors are set out in Appendix 2 of the Base Listing Document is not indicative of their likelihood of occurrence or the potential magnitude of their financial consequences;
- (cc) as the Certificates are represented by a global warrant certificate which will be deposited with The Central Depository (Pte) Limited ("**CDP**"):-
 - (i) investors should note that no definitive certificate will be issued in relation to the Certificates;
 - (ii) there will be no register of Certificate Holders and each person who is for the time being shown in the records maintained by CDP as entitled to a particular number of Certificates by way of interest (to the extent of such number) in the global warrant certificate in respect of those Certificates represented thereby shall be treated as the holder of such number of Certificates;
 - (iii) investors will need to rely on any statements received from their brokers/custodians as evidence of their interest in the Certificates; and
 - (iv) notices to such Certificate Holders will be published on the website of the SGX-ST. Investors will need to check the website of the SGX-ST regularly and/or rely on their brokers/custodians to obtain such notices;
- (dd) Generally, investing in the Certificates may involve risks related to the discontinuance, changes or adjustments to benchmarks generally

Discontinuance of, or changes to, benchmarks may require adjustments to the Issuer's agreements, systems and processes. The interbank offered rate(s) ("**IBOR**") and other interest rate, equity, commodity, foreign exchange and other types of indices which are deemed to be "benchmarks", are the subject of national, international and other regulatory guidance and proposals for reform. Some of these reforms are already effective whilst others are still to be or may be implemented. These reforms may cause such benchmarks to perform differently than in the past, to disappear entirely, or have other consequences which cannot be predicted. Any such consequence could have a material adverse effect on any Certificates referencing such a benchmark. Investors should consult their own independent advisers and make their own assessment about the potential risks or any of the international or national reforms in making any investment decision with respect to any Certificates referencing a benchmark; and
- (ee) Specifically, the reform of HIBOR may adversely affect the value of the Certificates

The Hong Kong Inter-bank Offered Rate (“**HIBOR**”) benchmark is referenced in the Leverage Strategy.

It is not possible to predict with certainty whether, and to what extent, HIBOR will continue to be supported going forwards. This may cause HIBOR to perform differently than they have done in the past, and may have other consequences which cannot be predicted. Such factors may have (without limitation) the following effects: (i) discouraging market participants from continuing to administer or contribute to a benchmark; (ii) triggering changes in the rules or methodologies used in the benchmark and/or (iii) leading to the disappearance of the benchmark. Any of the above changes or any other consequential changes as a result of international or national reforms or other initiatives or investigations, could have a material adverse effect on the value of and return on the Certificates.

In addition, the occurrence of a modification or cessation of HIBOR may cause adjustment of the Certificates which may include selecting one or more successor benchmarks and making related adjustments to the Certificates, including if applicable to reflect increased costs.

The Calculation Agent may make adjustments as it may determine appropriate if any of the following circumstances occurs or may occur: (1) HIBOR is materially changed or cancelled or (2)(i) the relevant authorisation, registration, recognition, endorsement, equivalence decision or approval in respect of the benchmark or the administrator or sponsor of the benchmark is not obtained, (ii) an application for authorisation, registration, recognition, endorsement, equivalence decision, approval or inclusion in any official register is rejected or (iii) any authorisation, registration, recognition, endorsement, equivalence decision or approval is suspended or inclusion in any official register is withdrawn.

Investors should consult their own independent advisers and make their own assessment about the potential risks imposed by any of the international or national reforms in making any investment decision with respect to any Certificate.

TERMS AND CONDITIONS OF THE CERTIFICATES

The following are the terms and conditions of the Certificates and should be read in conjunction with, and are qualified by reference to, the other information set out in this document and the Base Listing Document.

The Conditions are set out in the section headed “Terms and Conditions of the European Style Cash Settled Long/Short Certificates on Single Equities” in the Base Listing Document. For the purposes of the Conditions, the following terms shall have the following meanings:

Certificates:	12,000,000 European Style Cash Settled Long Certificates relating to the ordinary shares of Geely Automobile Holdings Limited (the “ Underlying Stock ” or the “ Underlying ”)
ISIN:	CH1169123572
Company:	Geely Automobile Holdings Limited (RIC: 0175.HK)
Underlying Price ³ and Source:	HK\$12.16 (Bloomberg)
Calculation Agent:	UBS AG acting through its London Branch
Strike Level:	Zero
Daily Leverage:	5x (within the Leverage Strategy as described below)
Notional Amount per Certificate:	SGD 0.30
Management Fee (p.a.) ⁴ :	0.40%
Gap Premium (p.a.) ⁵ :	6.90%, is a hedging cost against extreme market movements overnight.
Funding Cost ⁶ :	The annualised costs of funding, referencing a publically published interbank offered rate plus spread.
Rebalancing Cost ⁶ :	The transaction costs (if applicable), computed as a function of leverage and daily performance of the Underlying Stock.
Launch Date:	12 April 2022
Closing Date:	20 April 2022

³ These figures are calculated as at, and based on information available to the Issuer on or about 20 April 2022. The Issuer is not obliged, and undertakes no responsibility to any person, to update or inform any person of any changes to the figures after 20 April 2022.

⁴ Please note that the Management Fee is calculated on a 360-day basis and may be increased up to a maximum of 3% p.a. on giving one month’s notice to investors. Any increase in the Management Fee will be announced on the SGXNET. Please refer to “Fees and Charges” below for further details of the fees and charges payable and the maximum of such fees as well as other ongoing expenses that may be borne by the Certificates.

⁵ Please note that the Gap Premium is calculated on a 360-day basis.

⁶ These costs are embedded within the Leverage Strategy.

Expected Listing Date:	21 April 2022
Last Trading Date:	The date falling 5 Business Days immediately preceding the Expiry Date, currently being 21 February 2025
Expiry Date:	28 February 2025 (if the Expiry Date is not a Business Day, then the Expiry Date shall fall on the preceding Business Day and subject to adjustment of the Valuation Date upon the occurrence of Market Disruption Events as set out in the Conditions of the Certificates)
Board Lot:	100 Certificates
Valuation Date:	27 February 2025 or if such day is not an Exchange Business Day, the immediately preceding Exchange Business Day.
Exercise:	The Certificates may only be exercised on the Expiry Date or if the Expiry Date is not a Business Day, the immediately preceding Business Day, in a Board Lot or integral multiples thereof. Certificate Holders shall not be required to deliver an exercise notice. Exercise of Certificates shall be determined by whether the Cash Settlement Amount (less any Exercise Expenses) is positive. If the Cash Settlement Amount (less any Exercise Expenses) is positive, all Certificates shall be deemed to have been automatically exercised at 5:00 p.m. (Singapore time) on the Expiry Date or if the Expiry Date is not a Business Day, the immediately preceding Business Day. The Cash Settlement Amount less the Exercise Expenses in respect of the Certificates shall be paid in the manner set out in Condition 4(c) of the Conditions. In the event the Cash Settlement Amount (less any Exercise Expenses) is zero, all Certificates shall be deemed to have expired at 5:00 p.m. (Singapore time) on the Expiry Date or if the Expiry Date is not a Business Day, the immediately preceding Business Day, and Certificate Holders shall not be entitled to receive any payment from the Issuer in respect of the Certificates.
Cash Settlement Amount:	In respect of each Certificate, shall be an amount (if positive) payable in the Settlement Currency equal to: Closing Level multiplied by the Notional Amount per Certificate Please refer to the "Information relating to the European Style Cash Settled Long Certificates on Single Equities" section on pages 34 to 48 of this document for examples and illustrations of the calculation of the Cash Settlement Amount.
Hedging Fee Factor:	In respect of each Certificate, shall be an amount calculated as: Product (for t from Expected Listing Date to Valuation Date) of $(1 - \text{Management Fee} \times (\text{ACT}(t-1;t) \div 360)) \times (1 - \text{Gap Premium}(t-1) \times (\text{ACT}(t-1;t) \div 360))$, where: "t" refers to "Observation Date" which means each Underlying Stock Business Day (subject to Market Disruption Event) from (and

including) the Underlying Stock Business Day immediately preceding the Expected Listing Date to the Valuation Date; and

ACT (t-1;t) means the number of calendar days between the Underlying Stock Business Day immediately preceding the Observation Date (which is “t-1”) (included) and the Observation Date (which is “t”) (excluded).

An “**Underlying Stock Business Day**” is a day on which The Stock Exchange of Hong Kong Limited (the “**HKEX**”) is open for dealings in Hong Kong during its normal trading hours and banks are open for business in Hong Kong.

Please refer to the “Information relating to the European Style Cash Settled Long Certificates on Single Equities” section on pages 34 to 48 of this document for examples and illustrations of the calculation of the Hedging Fee Factor.

Closing Level: In respect of each Certificate, shall be an amount payable in the Settlement Currency equal to:

$$\left(\frac{\text{Final Reference Level} \times \text{Final Exchange Rate}}{\text{Initial Reference Level} \times \text{Initial Exchange Rate}} - \text{Strike Level} \right) \times \text{Hedging Fee Factor}$$

Initial Reference Level: 1,000

Final Reference Level: The closing level of the Leverage Strategy (as described below) on the Valuation Date

The calculation of the closing level of the Leverage Strategy is set out in the “Specific Definitions relating to the Leverage Strategy” section on pages 15 to 20 below.

Initial Exchange Rate³: 0.1740546881

Final Exchange Rate: The rate for the conversion of HKD to SGD as at 5:00pm (Singapore Time) on the Valuation Date as shown on Reuters, provided that if the Reuters service ceases to display such information, as determined by the Issuer by reference to such source(s) as the Issuer may reasonably determine to be appropriate at such a time.

Air Bag Mechanism: The “**Air Bag Mechanism**” refers to the mechanism built in the Leverage Strategy and which is designed to reduce the Leverage Strategy exposure to the Underlying Stock during extreme market conditions. If the Underlying Stock falls by 15% or more (“**Air Bag Trigger Price**”) during the trading day (which represents approximately 75% loss after a 5 times leverage), the Air Bag Mechanism is triggered and the Leverage Strategy is adjusted intra-day. The Air Bag Mechanism reduces the impact on the Leverage Strategy if the Underlying Stock falls further, but will also maintain a reduced exposure to the Underlying Stock in the event the Underlying Stock starts to rise after the Air Bag Mechanism is triggered, thereby reducing its ability to recoup losses.

Trading of Certificates is suspended for at least 30 minutes of continuous trading after the Air Bag is triggered. The resumption of trading is subject further to SGX-ST's requirements, including at least 30 minutes from the time of publication of an announcement on the exchange in respect of the Air Bag Mechanism being triggered, and at least 15 minutes after the SGX-ST grants an approval to resume trading, whichever is later, rounded to the next quarter of an hour.

The Leverage Strategy is floored at 0 and the Certificates cannot be valued below zero.

Please refer to the "Air Bag Mechanism" section on pages 19 to 20 below and the "Description of Air Bag Mechanism" section on pages 40 to 41 of this document for further information of the Air Bag Mechanism.

Adjustments and Extraordinary Events:	The Issuer has the right to make adjustments to the terms of the Certificates if certain events, including any capitalisation issue, rights issue, extraordinary distributions, merger, delisting, insolvency (as more specifically set out in the terms and conditions of the Certificates) occur in respect of the Underlying Stock. For the avoidance of doubt, no notice will be given if the Issuer determines that adjustments will not be made.
Underlying Stock Currency:	Hong Kong Dollar (" HKD ")
Settlement Currency:	Singapore Dollar (" SGD ")
Exercise Expenses:	Certificate Holders will be required to pay all charges which are incurred in respect of the exercise of the Certificates.
Relevant Stock Exchange for the Certificates:	The Singapore Exchange Securities Trading Limited (" SGX-ST ")
Relevant Stock Exchange for the Underlying Stock:	HKEX
Business Day and Exchange Business Day:	<p>A "Business Day" is a day (excluding Saturdays, Sundays and public holidays) on which the SGX-ST is open for dealings in Singapore during its normal trading hours and banks are open for business in Singapore.</p> <p>An "Exchange Business Day" is a day on which the SGX-ST and the HKEX are open for dealings in Singapore and Hong Kong respectively during its normal trading hours and banks are open for business in Singapore and Hong Kong.</p>
Warrant Agent:	The Central Depository (Pte) Limited (" CDP ")
Clearing System:	CDP

Fees and Charges: Normal transaction and brokerage fees shall apply to the trading of the Certificates on the SGX-ST. Investors should note that they may be required to pay stamp taxes or other documentary charges in accordance with the laws and practices of the country where the Certificates are transferred. Investors who are in any doubt as to their tax position should consult their own independent tax advisers. In addition, investors should be aware that tax regulations and their application by the relevant taxation authorities change from time to time. Accordingly, it is not possible to predict the precise tax treatment which will apply at any given time.

Investors holding position overnight would also be required to bear the Management Fee and Gap Premium, which are calculated daily and applied to the value of the Certificates, as well as certain costs embedded within the Leverage Strategy including the Funding Cost and the Rebalancing Cost. The Management Fee may be increased up to a maximum of 3% p.a. on giving one month's notice to investors in accordance with the terms and conditions of the Certificates. Any increase in the Management Fee will be announced on the SGXNET.

Further Information: Please refer to the website at <http://dlc.ubs.com> for more information on the theoretical closing price of the Certificates on the previous trading day, the closing price of the Underlying Stock on the previous trading day, the Air Bag Trigger Price for each trading day and the Management Fee and Gap Premium.

In addition, the Conditions have been modified as follows:

1. Condition 1(a)(i) is deleted and replaced with the following:
 - “(i) a master instrument by way of deed poll (the "**Master Instrument**") dated 7 January 2022, made by UBS AG (the "**Issuer**") acting through its London Branch; and”
2. All references to “Instrument” appearing therein are deleted and substituted with the word “Master Instrument”.

Specific Definitions relating to the Leverage Strategy

Description of the Leverage Strategy

The Leverage Strategy is designed to track a 5 times daily leveraged exposure to the Underlying Stock.

At the end of each trading day of the Underlying Stock, the exposure of the Leverage Strategy to the Underlying Stock is reset within the Leverage Strategy in order to retain a daily leverage of 5 times the performance of the Underlying Stock (excluding costs) regardless of the performance of the Underlying Stock on the preceding day. This mechanism is referred to as the Daily Reset.

The Leverage Strategy incorporates an air bag mechanism which is designed to reduce exposure to the Underlying Stock during extreme market conditions, as further described below.

Leverage Strategy Formula

LSL_t means, the Leverage Strategy Level as at the Leverage Reset Time (t), calculated in accordance with the following formulae:

On Leverage Reset Time (1):

$$LSL_1 = 1000$$

On each subsequent Leverage Reset Time (t):

$$LSL_t = \text{Max}\left[LSL_{r(t)} \times \left(1 + LR_{r(t),t} - FC_{r(t),t} - RC_{r(t),t}\right), 0\right]$$

Leverage Reset Time (t)

means

- 1) the scheduled closing time for the Relevant Stock Exchange for the Underlying Stock (or any successor thereto) on any Observation Date; and
- 2) end of any Intraday Restrike Event Observation Period.

Leverage Reset Time (1) is the scheduled close for the Relevant Stock Exchange for the Underlying Stock on Issue Date.

Leverage Reset Time r(t)

means the Leverage Reset Time immediately preceding the Leverage Reset Time (t).

LR_{r(t),t}

means the Leveraged Return of the Underlying Stock between Leverage Reset Time r(t) and Leverage Reset Time (t), calculated as follows:

$$LR_{r(t),t} = \text{Leverage} \times \left(\frac{S_t}{S_{r(t)} \times Rfactor_t} - 1 \right)$$

FC_{r(t),t}

means, the Funding Cost between the Leverage Reset Time r(t) (included) and the Leverage Reset Time (t) (excluded) calculated as follows:

If the Leverage Reset Time r(t) is at the scheduled closing time for the Relevant Stock Exchange for the Underlying Stock (or any successor thereto) on any Observation Date,

$$FC_{r(t),t} = (\text{Leverage} - 1) \times \frac{\text{Rate}_{r(t)} \times \text{ACT}(r(t), t)}{\text{DayCountBasisRate}}$$

Otherwise, $FC_{r(t),t} = 0$

RC_{r(t),t}

means the Rebalancing Cost of the Leverage Strategy as at Leverage Reset Time (t), calculated as follows:

$$RC_{r(t),t} = \text{Leverage} \times (\text{Leverage} - 1) \times \left(\left| \frac{S_t}{S_{r(t)} \times Rfactor_t} - 1 \right| \right) \times \text{TC}$$

TC means the Transaction Costs applicable as determined by the Calculation Agent (including Stamp Duty and any other applicable taxes, levies and costs which may be levied on the stock transactions on the Relevant Stock Exchange for the Underlying Stock by the applicable regulatory authorities from time to time) that are currently equal to :

0.13%

“Stamp Duty” refers to the applicable rate of stamp duty on the stock transactions in the jurisdiction of the Relevant Stock Exchange for the Underlying Stock, which may be changed by the applicable regulatory authorities from time to time.

Leverage 5

S_t means the Underlying Stock Price as of Leverage Reset Time (t) computed as follows, subject to the adjustments and provisions of the Conditions:

If the Leverage Reset Time (t) is at the scheduled closing time for the Relevant Stock Exchange for the Underlying Stock (or any successor thereto) on any Observation Date,

S_t is the Closing Price of the Underlying Stock as of such Observation Date.

Otherwise,

S_t is the lowest price of the Underlying Stock during the respective Intraday Restrike Observation Period.

Rfactor_t means an amount determined by the Calculation Agent, according to the following formula, subject to the adjustments and provisions of the Conditions:

If in respect of the Leverage Reset Time (t), the immediately preceding Leverage Reset Time r(t) is at the scheduled closing time for the Relevant Stock Exchange for the Underlying Stock (or any successor thereto) on any Observation Date,

$$\text{Rfactor}_t = 1 - \frac{\text{Div}_t}{S_{r(t)}}$$

Otherwise,

$$\text{Rfactor}_t = 1$$

Where

Div_t is the dividend to be paid out in respect of the Underlying Stock on the Observation Date of the Leverage Reset Time (t) if such Observation Date is an ex-dividend date, otherwise is zero. The dividend shall be considered net of any applicable withholding taxes.

Rate_t means, in respect of the Observation Date of Leverage Reset Time (t), a rate calculated as of such day in accordance with the following formula:

$$\text{Rate}_t = \text{CashRate}_t + \% \text{SpreadLevel}_t$$

CashRate_t means, in respect of the Observation Date of the Leverage Reset Time (t), the Overnight HKD Hong Kong Interbank Offered Rate (HIBOR) Fixing, as published on Reuters RIC H1HKDONDD= or any successor page, being the rate as of day (t), provided that if any of such rate is not available, then that rate shall be determined by reference to the latest available rate that was published on the relevant Reuters page. Upon the occurrence or likely occurrence, as determined by the Calculation Agent, of a Benchmark Event, the Calculation Agent may make adjustments as it may determine appropriate to account for the relevant event or circumstance, including but not limited to using any alternative rates from such date, with or without retroactive effect as the Calculation Agent may in its sole and absolute discretion determine.

%SpreadLevel_t means, in respect of the Observation Date of the Leverage Reset Time (t), a rate which shall be determined with respect to such Valuation Date(t) by the Calculation Agent as the difference between (1) the 12-month HKD Hong Kong Interbank Offered Rate (HIBOR) Fixing, as published on Reuters RIC H1HKD1YDD= and (2) Overnight HKD Hong Kong Interbank Offered Rate (HIBOR) Fixing, as published on Reuters RIC H1HKDONDD=or any successor page, each being the rate as of day (t), provided that if any of such rates is not available, then that rate shall be determined by reference to the latest available rate that was published on the relevant Reuters page. Upon the occurrence or likely occurrence, as determined by the Calculation Agent, of a Benchmark Event, the Calculation Agent may make adjustments as it may determine appropriate to account for the relevant event or circumstance, including but not limited to using any alternative rates from such date, with or without retroactive effect as the Calculation Agent may in its sole and absolute discretion determine.

Provided that if such difference is negative, **%SpreadLevel_t** should be 0%.

Benchmark Event means:

- (a) the relevant reference rate has ceased to be published on the relevant screen page as a result of such benchmark ceasing to be calculated or administered; or
- (b) a public statement by the administrator of the relevant reference rate that (in circumstances where no successor administrator has been or will be appointed that will continue publication of such reference rate) it has ceased publishing such reference rate permanently or indefinitely or that it will cease to do so by a specified future date (the "**Specified Future Date**"); or
- (c) a public statement by the supervisor of the administrator of the relevant reference rate that such reference rate has been or will, by a specified future date (the "**Specified Future Date**"), be permanently or indefinitely discontinued; or
- (d) a public statement by the supervisor of the administrator of the relevant reference rate as a consequence of which Reference Rate will, by a specified future date (the "**Specified Future Date**"), be

prohibited from being used, or that its use will be subject to restrictions or adverse consequences, either generally or in respect of the Certificates; or

- (e) a public statement by the supervisor of the administrator of the relevant reference rate that, in the view of such supervisor, such reference rate is or will, by a specified future date (the "**Specified Future Date**"), be no longer representative of an underlying market or the methodology to calculate such reference rate has materially changed; or
- (f) it has or will, by a specified date within the following six months, become unlawful for the Calculation Agent or the Issuer to calculate any payments due to be made to any holder of the Certificates using the relevant reference rate (including, without limitation, under the Benchmarks Regulation (EU) 2016/1011, if applicable).

Notwithstanding the subparagraphs above, where the relevant Benchmark Event is a public statement within subparagraphs (b), (c), (d) or (e) above and the Specified Future Date in the public statement is more than six months after the date of that public statement, the Benchmark Event shall not be deemed occur until the date falling six months prior to such Specified Future Date.

ACT(r(t),t)

ACT(r(t),t) means the number of calendar days between the Observation Date of the Leverage Reset Time r(t) (included) and the Observation Date of the Leverage Reset Time (t) (excluded).

DayCountBasisRate 365

Air Bag Mechanism

Intraday Restrike Event means in respect of an Observation Date, the decrease at any Calculation Time of the Underlying Stock price by 15% or more compared with the amount of $S_{r(t)} \times Rfactor_t$ where r(t) means the immediately preceding Leverage Reset Time prior to such Calculation Time.

Calculation Time means any time between the TimeReferenceOpening and the TimeReferenceClosing, provided that the relevant data is available to enable the Calculation Agent to determine the Leverage Strategy Level.

TimeReferenceOpening means the scheduled opening time (including pre-opening session) for the Relevant Stock Exchange for the Underlying Stock (or any successor thereto).

TimeReferenceClosing means the scheduled closing time (including closing auction session) for the Relevant Stock Exchange for the Underlying Stock (or any successor thereto).

Intraday Restrike Event Observation Period means in respect of an Intraday Restrike Event, the period starting on and excluding the Intraday Restrike Event Time and finishing on and including the sooner between (1) the time falling 15 minutes of continuous trading after the Intraday Restrike Event Time and (2) the TimeReferenceClosing.

Where, during such period, the Calculation Agent determines that (1) the trading in the Underlying Stock is disrupted or subject to suspension or limitation or (2) the Relevant Stock Exchange for the Underlying Stock is not open for continuous trading, the Intraday Restrike Event Observation Period will be extended to the extent necessary until (1) the trading in the Underlying Stock is no longer disrupted, suspended or limited and (2) the Relevant Stock Exchange for the Underlying Stock is open for continuous trading.

Intraday Restrike Event Time means in respect of an Intraday Restrike Event, the Calculation Time on which such event occurs.

The Conditions set out in the section headed "Terms and Conditions of the European Style Cash Settled Long/Short Certificates on Single Equities" in the Base Listing Document are set out below. This section is qualified in its entirety by reference to the detailed information appearing elsewhere in this document which shall, to the extent so specified or to the extent inconsistent with the relevant Conditions set out below, replace or modify the relevant Conditions for the purpose of the Certificates.

TERMS AND CONDITIONS OF

THE EUROPEAN STYLE CASH SETTLED LONG/SHORT CERTIFICATES ON SINGLE EQUITIES

1. Form, Status, Transfer and Title

- (a) *Form.* The Certificates (which expression shall, unless the context otherwise requires, include any further certificates issued pursuant to Condition 11) are issued subject to and with the benefit of:-
- (i) an instrument by way of deed poll (the "**Instrument**") dated the Closing Date, made by UBS AG (the "**Issuer**") acting through its London Branch; and
 - (ii) a warrant agent agreement (the "**Master Warrant Agent Agreement**" or "**Warrant Agent Agreement**") dated any time on or before the Closing Date, made between the Issuer and the Warrant Agent for the Certificates.

Copies of the Instrument and the Master Warrant Agent Agreement or Warrant Agent Agreement are available for inspection at the specified office of the Warrant Agent.

The Certificate Holders (as defined below) are entitled to the benefit of, are bound by and are deemed to have notice of all the provisions of the Instrument and the Master Warrant Agent Agreement or Warrant Agent Agreement.

- (b) *Status.* The Certificates constitute direct, general and unsecured contractual obligations of the Issuer and rank, and will rank, equally among themselves and *pari passu* with all other present and future unsecured and unsubordinated obligations of the Issuer (save for statutorily preferred exceptions). The Certificates provide for cash settlement on exercise and, in particular, the Certificates will not be secured by any underlying assets. The Certificates do not entitle Certificate Holders to the delivery of any Underlying Stock, are not secured by the Underlying Stock and do not entitle Certificate Holders to any interest in any Underlying Stock.
- (c) *Transfer.* The Certificates are represented by a global warrant certificate ("**Global Warrant**") which will be deposited with The Central Depository (Pte) Limited ("**CDP**"). Certificates in definitive form will not be issued. Transfers of Certificates may be effected only in Board Lots or integral multiples thereof. All transactions in (including transfers of) Certificates, in the open market or otherwise, must be effected through a securities account with CDP. Title will pass upon registration of the transfer in the records maintained by CDP.
- (d) *Title.* Each person who is for the time being shown in the records maintained by CDP as entitled to a particular number of Certificates shall be treated by the Issuer and the Warrant Agent as the holder and absolute owner of such number of Certificates, notwithstanding any notice to the contrary. The expression "**Certificate Holder**" shall be construed accordingly.

2. Certificate Rights and Exercise Expenses

- (a) *Certificate Rights.* Every Certificate entitles each Certificate Holder, upon due exercise and on compliance with Condition 4, to payment by the Issuer of the Cash Settlement Amount (as defined below) (if any) in the manner set out in Condition 4.

The "**Cash Settlement Amount**", in respect of each Certificate, shall be an amount (if positive) payable in the Settlement Currency equal to the Closing Level multiplied by the Notional Amount per Certificate.

The "**Closing Level**", in respect of each Certificate, shall be an amount payable in the Settlement Currency equal to:

$$\left(\frac{\text{Final Reference Level} \times \text{Final Exchange Rate}}{\text{Initial Reference Level} \times \text{Initial Exchange Rate}} - \text{Strike Level} \right) \times \text{Hedging Fee Factor}$$

If the Issuer determines, in its sole discretion, that on the Valuation Date or any Observation Date a Market Disruption Event has occurred, then that Valuation Date or Observation Date shall be postponed until the first succeeding Exchange Business Day or Underlying Stock Business Day, as the case may be, on which there is no Market Disruption Event, unless there is a Market Disruption Event on each of the five Exchange Business Days or Underlying Stock Business Days, as the case may be, immediately following the original date that, but for the Market Disruption Event, would have been a Valuation Date or an Observation Date. In that case:-

- (i) that fifth Exchange Business Day or Underlying Stock Business Day, as the case may be, shall be deemed to be the Valuation Date or the Observation Date notwithstanding the Market Disruption Event; and
- (ii) the Issuer shall determine the Final Reference Level or the relevant closing level on the basis of its good faith estimate of the Final Reference Level or the relevant closing level that would have prevailed on that fifth Exchange Business Day or Underlying Stock Business Day, as the case may be, but for the Market Disruption Event provided that the Issuer, if applicable, may, but shall not be obliged to, determine such Final Reference Level or the relevant closing level by having regard to the manner in which futures contracts relating to the Underlying Stock are calculated.

"**Market Disruption Event**" means the occurrence or existence of (i) any suspension of trading on the Relevant Stock Exchange of the Underlying Stock requested by the Company if that suspension is, in the determination of the Issuer, material, (ii) any suspension of or limitation imposed on trading (including but not limited to unforeseen circumstances such as by reason of movements in price exceeding limits permitted by the Relevant Stock Exchange or any act of God, war, riot, public disorder, explosion, terrorism or otherwise) on the Relevant Stock Exchange in the Underlying Stock if that suspension or limitation is, in the determination of the Issuer, material, or (iii) the closing of the Relevant Stock Exchange or a disruption to trading on the Relevant Stock Exchange, if that disruption is, in the determination of the Issuer,

material as a result of the occurrence of any act of God, war, riot, public disorder, explosion or terrorism.

- (b) *Exercise Expenses.* Certificate Holders will be required to pay all charges which are incurred in respect of the exercise of the Certificates (the "**Exercise Expenses**"). An amount equivalent to the Exercise Expenses will be deducted by the Issuer from the Cash Settlement Amount in accordance with Condition 4. Notwithstanding the foregoing, the Certificate Holders shall account to the Issuer on demand for any Exercise Expenses to the extent that they were not or could not be deducted from the Cash Settlement Amount prior to the date of payment of the Cash Settlement Amount to the Certificate Holders in accordance with Condition 4.
- (c) *No Rights.* The purchase of Certificates does not confer on the Certificate Holders any right (whether in respect of voting, dividend or other distributions in respect of the Underlying Stock or otherwise) which the holder of an Underlying Stock may have.

3. **Expiry Date**

Unless automatically exercised in accordance with Condition 4(b), the Certificates shall be deemed to expire at 5:00 p.m. (Singapore time) on the Expiry Date or if the Expiry Date is not a Business Day (as defined below), the immediately preceding Business Day.

4. **Exercise of Certificates**

- (a) *Exercise.* Certificates may only be exercised on the Expiry Date or if the Expiry Date is not a Business Day, the immediately preceding Business Day, in accordance with Condition 4(b).
- (b) *Automatic Exercise.* Certificate Holders shall not be required to deliver an exercise notice. Exercise of Certificates shall be determined by whether the Cash Settlement Amount (less any Exercise Expenses) is positive. If the Cash Settlement Amount (less any Exercise Expenses) is positive, all Certificates shall be deemed to have been automatically exercised at 5:00 p.m. (Singapore time) on the Expiry Date or if the Expiry Date is not a Business Day, the immediately preceding Business Day. The Cash Settlement Amount less the Exercise Expenses in respect of the Certificates shall be paid in the manner set out in Condition 4(c) below. In the event the Cash Settlement Amount (less any Exercise Expenses) is zero, all Certificates shall be deemed to have expired at 5:00 p.m. (Singapore time) on the Expiry Date or if the Expiry Date is not a Business Day, the immediately preceding Business Day, and Certificate Holders shall not be entitled to receive any payment from the Issuer in respect of the Certificates.
- (c) *Settlement.* In respect of Certificates which are automatically exercised in accordance with Condition 4(b), the Issuer will pay to the Warrant Agent who will then pay to the relevant Certificate Holder the Cash Settlement Amount (if any) in the Settlement Currency. The aggregate Cash Settlement Amount (less any Exercise Expenses) shall be dispatched by the Warrant Agent as soon as practicable and no later than five Business Days following the Expiry Date (subject to extension upon the occurrence of a Market Disruption Event (as defined above) by way of crossed cheque or other payment in immediately available funds drawn in favour of the Certificate Holder only (or, in the case of joint Certificate Holders, the first-named Certificate Holder) appearing in the records maintained by CDP. Any payment made pursuant to this Condition 4(c) shall be delivered at the risk and expense of the Certificate Holder and posted to the Certificate Holder's address appearing in the records maintained by CDP (or, in the case of joint Certificate Holders, to the address

of the first-named Certificate Holder appearing in the records maintained by CDP). If the Cash Settlement Amount is equal to or less than the determined Exercise Expenses, no amount is payable.

The Issuer's obligations to pay the Cash Settlement Amount shall be discharged by payment to the Warrant Agent in accordance with the Master Warrant Agent Agreement or Warrant Agent Agreement.

- (d) *CDP not liable.* CDP shall not be liable to any Certificate Holder with respect to any action taken or omitted to be taken by the Issuer or the Warrant Agent in connection with the exercise of the Certificates or otherwise pursuant to or in connection with these Conditions.
- (e) *Business Day.* In these Conditions, a "**Business Day**" shall be a day (excluding Saturdays, Sundays and public holidays) on which the SGX-ST is open for dealings in Singapore during its normal trading hours and banks are open for business in Singapore.

5. Warrant Agent

- (a) *Warrant Agent.* The Issuer reserves the right, subject to the appointment of a successor, at any time to vary or terminate the appointment of the Warrant Agent and to appoint another Warrant Agent provided that it will at all times maintain a Warrant Agent which, so long as the Certificates are listed on the SGX-ST, shall be in Singapore. Notice of any such termination or appointment and of any change in the specified office of the Warrant Agent will be given to the Certificate Holders in accordance with Condition 9.
- (b) *Agent of Issuer.* The Warrant Agent will be acting as agent of the Issuer and will not assume any obligation or duty to or any relationship of agency or trust for the Certificate Holders. All determinations and calculations by the Warrant Agent under these Conditions shall (save in the case of manifest error) be final and binding on the Issuer and the Certificate Holders.

6. Adjustments

- (a) *Potential Adjustment Event.* Following the declaration by a Company of the terms of any Potential Adjustment Event (as defined below), the Issuer will determine whether such Potential Adjustment Event has a dilutive or concentrative or other effect on the theoretical value of the Underlying Stock and, if so, will (i) make the corresponding adjustment, if any, to any one or more of the Conditions as the Issuer determines appropriate to account for that dilutive or concentrative or other effect, and (ii) determine the effective date of that adjustment. The Issuer may, but need not, determine the appropriate adjustment by reference to the adjustment in respect of such Potential Adjustment Event made by an exchange on which options or futures contracts on the Underlying Stock are traded.
- (b) *Definitions.* "*Potential Adjustment Event*" means any of the following:
 - (i) a subdivision, consolidation, reclassification or other restructuring of the Underlying Stock (excluding a Merger Event) or a free distribution or dividend of any such Underlying Stock to existing holders by way of bonus, capitalisation or similar issue;

- (ii) a distribution or dividend to existing holders of the Underlying Stock of (1) such Underlying Stock, or (2) other share capital or securities granting the right to payment of dividends and/or the proceeds of liquidation of the Company equally or proportionately with such payments to holders of such Underlying Stock, or (3) share capital or other securities of another issuer acquired by the Company as a result of a “spin-off” or other similar transaction, or (4) any other type of securities, rights or warrants or other assets, in any case for payment (in cash or otherwise) at less than the prevailing market price as determined by the Issuer;
 - (iii) an extraordinary dividend;
 - (iv) a call by the Company in respect of the Underlying Stock that is not fully paid;
 - (v) a repurchase by the Company of the Underlying Stock whether out of profits or capital and whether the consideration for such repurchase is cash, securities or otherwise;
 - (vi) with respect to a Company an event that results in any shareholder rights pursuant to a shareholder rights agreement or other plan or arrangement of the type commonly referred to as a “poison pill” being distributed, or becoming separated from shares of common stock or other shares of the capital stock of such Company (provided that any adjustment effected as a result of such an event shall be readjusted upon any redemption of such rights); or
 - (vii) any other event that may have, in the opinion of the Issuer, a dilutive or concentrative or other effect on the theoretical value of the Underlying Stock.
- (c) *Merger Event, Tender Offer, Nationalisation and Insolvency.* If a Merger Event, Tender Offer, Nationalisation or Insolvency occurs in relation to the Underlying Stock, the Issuer may take any action described below:
- (i) determine the appropriate adjustment, if any, to be made to any one or more of the Conditions to account for the Merger Event, Tender Offer, Nationalisation or Insolvency, as the case may be, and determine the effective date of that adjustment. The Issuer may, but need not, determine the appropriate adjustment by reference to the adjustment in respect of the Merger Event, Tender Offer, Nationalisation or Insolvency made by an options exchange to options on the Underlying Stock traded on that options exchange;
 - (ii) cancel the Certificates by giving notice to the Certificate Holders in accordance with Condition 9. If the Certificates are so cancelled, the Issuer will pay an amount to each Certificate Holder in respect of each Certificate held by such Certificate Holder which amount shall be the fair market value of a Certificate taking into account the Merger Event, Tender Offer, Nationalisation or Insolvency, as the case may be, less the cost to the Issuer and/or any of its affiliates of unwinding any underlying related hedging arrangements, all as determined by the Issuer in its reasonable discretion. Payment will be made in such manner as shall be notified to the Certificate Holders in accordance with Condition 9; or
 - (iii) following any adjustment to the settlement terms of options on the Underlying Stock on such exchange(s) or trading system(s) or quotation system(s) as the Issuer in its reasonable discretion shall select (the “**Option Reference Source**”)

make a corresponding adjustment to any one or more of the Conditions, which adjustment will be effective as of the date determined by the Issuer to be the effective date of the corresponding adjustment made by the Option Reference Source. If options on the Underlying Stock are not traded on the Option Reference Source, the Issuer will make such adjustment, if any, to any one or more of the Conditions as the Issuer determines appropriate, with reference to the rules and precedents (if any) set by the Option Reference Source, to account for the Merger Event, Tender Offer, Nationalisation or Insolvency, as the case may be, that in the determination of the Issuer would have given rise to an adjustment by the Option Reference Source if such options were so traded.

Once the Issuer determines that its proposed course of action in connection with a Merger Event, Tender Offer, Nationalisation or Insolvency, it shall give notice to the Certificate Holders in accordance with Condition 9 stating the occurrence of the Merger Event, Tender Offer, Nationalisation or Insolvency, as the case may be, giving details thereof and the action proposed to be taken in relation thereto. Certificate Holders should be aware that due to the nature of such events, the Issuer will not make an immediate determination of its proposed course of action or adjustment upon the announcement or occurrence of a Merger Event, Tender Offer, Nationalisation or Insolvency.

- (d) *Definitions.* “**Insolvency**” means that by reason of the voluntary or involuntary liquidation, bankruptcy, insolvency, dissolution or winding-up of or any analogous proceeding affecting a Company (i) all the Underlying Stock of that Company is required to be transferred to a trustee, liquidator or other similar official or (ii) holders of the Underlying Stock of that Company become legally prohibited from transferring them. “**Merger Date**” means the closing date of a Merger Event or, where a closing date cannot be determined under the local law applicable to such Merger Event, such other date as determined by the Issuer. “**Merger Event**” means, in respect of the Underlying Stock, any (i) reclassification or change of such Underlying Stock that results in a transfer of or an irrevocable commitment to transfer all of such Underlying Stock outstanding to another entity or person, (ii) consolidation, amalgamation, merger or binding share exchange of a Company with or into another entity or person (other than a consolidation, amalgamation, merger or binding share exchange in which such Company is the continuing entity and which does not result in reclassification or change of all of such Underlying Stock outstanding), (iii) takeover offer, exchange offer, solicitation, proposal or other event by any entity or person to purchase or otherwise obtain 100 per cent. of the outstanding Underlying Stock of the Company that results in a transfer of or an irrevocable commitment to transfer all such Underlying Stock (other than such Underlying Stock owned or controlled by such other entity or person), or (iv) consolidation, amalgamation, merger or binding share exchange of the Company or its subsidiaries with or into another entity in which the Company is the continuing entity and which does not result in a reclassification or change of all such Underlying Stock outstanding but results in the outstanding Underlying Stock (other than Underlying Stock owned or controlled by such other entity) immediately prior to such event collectively representing less than 50 per cent. of the outstanding Underlying Stock immediately following such event, in each case if the Merger Date is on or before the Valuation Date. “**Nationalisation**” means that all the Underlying Stock or all or substantially all of the assets of a Company are nationalised, expropriated or are otherwise required to be transferred to any governmental agency, authority, entity or instrumentality thereof. “**Tender Offer**” means a takeover offer, tender offer, exchange offer, solicitation, proposal or other event by any entity or person that results in such entity or person purchasing, or otherwise obtaining or having the right to obtain, by conversion or other means, greater than 10 per cent. and less than 100 per cent. of the outstanding voting shares

of the Company, as determined by the Issuer, based upon the making of filings with governmental or self-regulatory agencies or such other information as the Issuer deems relevant.

- (e) *Subdivision or Consolidation of the Certificates.* The Issuer reserves the right to subdivide or consolidate the Certificates, provided that such adjustment is considered by the Issuer not to be materially prejudicial to the Certificate Holders generally (without considering the circumstances of any individual Certificate Holder or the tax or other consequences of such adjustment or amendment in any particular jurisdiction).
- (f) *Other Adjustments.* Except as provided in this Condition 6 and Conditions 10 and 12, adjustments will not be made in any other circumstances, subject to the right reserved by the Issuer (such right to be exercised in the Issuer's sole and unfettered discretion and without any obligation whatsoever) to make such adjustments and amendments as it believes appropriate in circumstances where an event or events (including the events as contemplated in Conditions 6(a) to 6(e)) occur which it believes in its sole discretion (and notwithstanding any prior adjustment made pursuant to the above) and irrespective of, in substitution for, or in addition to the provisions contemplated in Conditions 6(a) to 6(e) should, in the context of the issue of the Certificates and the obligations of the Issuer, give rise to such adjustment or as the case may be, amendment provided that such adjustment or as the case may be, amendment is considered by the Issuer not to be materially prejudicial to the Certificate Holders generally (without considering the circumstances of any individual Certificate Holder or the tax or other consequences of such adjustment or amendment in any particular jurisdiction).
- (g) *Notice of Adjustments.* All determinations made by the Issuer pursuant hereto will be conclusive and binding on the Certificate Holders. The Issuer will give, or procure that there is given notice as soon as practicable of any adjustment and of the date from which such adjustment is effective in accordance with Condition 9. For the avoidance of doubt, no notice will be given if the Issuer determines that adjustments will not be made.

7. Purchases

The Issuer or its related corporations may at any time purchase Certificates at any price in the open market or by tender or by private treaty. Any Certificates so purchased may be held or resold or surrendered for cancellation.

8. Meetings of Certificate Holders; Modification

- (a) *Meetings of Certificate Holders.* The Master Warrant Agent Agreement or Warrant Agent Agreement contains provisions for convening meetings of the Certificate Holders to consider any matter affecting their interests, including the sanctioning by Extraordinary Resolution (as defined in the Master Warrant Agent Agreement or Warrant Agent Agreement) of a modification of the provisions of the Certificates or of the Master Warrant Agent Agreement or Warrant Agent Agreement.

At least 21 days' notice (exclusive of the day on which the notice is given and of the day on which the meeting is held) specifying the date, time and place of the meeting shall be given to the Certificate Holders.

Such a meeting may be convened by the Issuer or by Certificate Holders holding not less than ten per cent. of the Certificates for the time being remaining unexercised.

The quorum at any such meeting for passing an Extraordinary Resolution will be two or more persons holding or representing not less than 25 per cent. of the Certificates for the time being remaining unexercised, or at any adjourned meeting two or more persons being or representing Certificate Holders whatever the number of Certificates so held or represented.

A resolution will be an Extraordinary Resolution when it has been passed at a duly convened meeting by not less than three-quarters of the votes cast by such Certificate Holders who, being entitled to do so, vote in person or by proxy.

An Extraordinary Resolution passed at any meeting of the Certificate Holders shall be binding on all the Certificate Holders whether or not they are present at the meeting. Resolutions can be passed in writing if passed unanimously.

- (b) *Modification.* The Issuer may, without the consent of the Certificate Holders, effect (i) any modification of the provisions of the Certificates or the Instrument which is not materially prejudicial to the interests of the Certificate Holders or (ii) any modification of the provisions of the Certificates or the Instrument which is of a formal, minor or technical nature, which is made to correct an obvious error or which is necessary in order to comply with mandatory provisions of Singapore law. Any such modification shall be binding on the Certificate Holders and shall be notified to them by the Warrant Agent before the date such modification becomes effective or as soon as practicable thereafter in accordance with Condition 9.

9. Notices

- (a) *Documents.* All cheques and other documents required or permitted by these Conditions to be sent to a Certificate Holder or to which a Certificate Holder is entitled or which the Issuer shall have agreed to deliver to a Certificate Holder may be delivered by hand or sent by post addressed to the Certificate Holder at his address appearing in the records maintained by CDP or, in the case of joint Certificate Holders, addressed to the joint holder first named at his address appearing in the records maintained by CDP, and airmail post shall be used if that address is not in Singapore. All documents delivered or sent in accordance with this paragraph shall be delivered or sent at the risk of the relevant Certificate Holder.
- (b) *Notices.* All notices to Certificate Holders will be validly given if published in English on the website of the SGX-ST. Such notices shall be deemed to have been given on the date of the first such publication. If publication on the website of the SGX-ST is not practicable, notice will be given in such other manner as the Issuer may determine. The Issuer shall, at least one month prior to the expiry of any Certificate, give notice of the date of expiry of such Certificate in the manner prescribed above.

10. Liquidation

In the event of a liquidation or dissolution of the Company or the appointment of a liquidator (including a provisional liquidator) or receiver or judicial manager or trustee or administrator or analogous person under Singapore or other applicable law in respect of the whole or substantially the whole of its undertaking, property or assets, all unexercised Certificates will lapse and shall cease to be valid for any purpose, in the case of voluntary liquidation, on the effective date of the relevant resolution and, in the case of an involuntary liquidation or dissolution, on the date of the relevant court order or, in the case of the appointment of a liquidator (including a provisional liquidator) or receiver or judicial manager or trustee or administrator or analogous person under Singapore or other applicable law in respect of the whole or substantially the whole of its undertaking, property or assets, on the date when such appointment is effective but subject (in any such case) to any contrary mandatory

requirement of law. In the event of the voluntary liquidation of the Company, the Issuer shall make such adjustments or amendments as it reasonably believes are appropriate in the circumstances.

11. Further Issues

The Issuer shall be at liberty from time to time, without the consent of the Certificate Holders, to create and issue further certificates so as to form a single series with the Certificates.

12. Delisting

- (a) *Delisting.* If at any time, the Underlying Stock ceases to be listed on the Relevant Stock Exchange, the Issuer shall give effect to these Conditions in such manner and make such adjustments and amendments to the rights attaching to the Certificates as it shall, in its absolute discretion, consider appropriate to ensure, so far as it is reasonably able to do so, that the interests of the Certificate Holders generally are not materially prejudiced as a consequence of such delisting (without considering the individual circumstances of any Certificate Holder or the tax or other consequences that may result in any particular jurisdiction).
- (b) *Issuer's Determination.* The Issuer shall determine, in its absolute discretion, any adjustment or amendment and its determination shall be conclusive and binding on the Certificate Holders save in the case of manifest error. Notice of any adjustments or amendments shall be given to the Certificate Holders in accordance with Condition 9 as soon as practicable after they are determined.

13. Early Termination

- (a) *Early Termination for Illegality etc.* The Issuer shall have the right to terminate the Certificates if it shall have determined in its absolute discretion that a Regulatory Event (as defined below) has occurred and, for reasons beyond its control its performance thereunder shall have become unlawful in whole or in part under any applicable present or future law, rule, regulation, judgment, order or directive of any governmental, administrative, legislative or judicial authority or power ("**Applicable Law**").

For the purposes of this Condition:

"**Regulatory Event**" means, following the occurrence of a Change in Law (as defined below) with respect to the Issuer and/or any of its affiliates involved in the issue of the Certificates (hereafter the "**Relevant Affiliates**" and each of the Issuer and the Relevant Affiliates, a "**Relevant Entity**") that, after the Certificates have been issued, (i) any Relevant Entity would incur a materially increased (as compared with circumstances existing prior to such event) amount of tax, duty, liability, penalty, expense, fee, cost or regulatory capital charge however defined or collateral requirements for performing its obligations under the Certificates or hedging the Issuer's obligations under the Certificates, including, without limitation, due to clearing requirements of, or the absence of, clearing of the transactions entered into in connection with the issue of, or hedging the Issuer's obligation under, the Certificates, (ii) it is or will become for any Relevant Entity impracticable, impossible (in each case, after using commercially reasonable efforts), unlawful, illegal or otherwise prohibited or contrary, in whole or in part, under any law, regulation, rule, judgment, order or directive of any governmental, administrative or judicial authority, or power, applicable to such Relevant Entity (a) to hold, acquire, issue, reissue, substitute, maintain, settle, or as the case may be, guarantee, the Certificates, (b) to acquire, hold, sponsor or dispose of any asset(s) (or any interest thereof) of any other transaction(s) such Relevant Entity may use in connection with the issue of the Certificates or to hedge the Issuer's obligations under the Certificates, (c) to perform

obligations in connection with, the Certificates or any contractual arrangement entered into between the Issuer and any Relevant Affiliate (including without limitation to hedge the Issuer's obligations under the Certificates) or (d) to hold, acquire, maintain, increase, substitute or redeem all or a substantial part of its direct or indirect shareholding in the Issuer's capital or the capital of any Relevant Affiliate or to directly or indirectly sponsor the Issuer or any Relevant Affiliate, or (iii) there is or may be a material adverse effect on a Relevant Entity in connection with the issue of the Certificates.

"Change in Law" means (i) the adoption, enactment, promulgation, execution or ratification of any applicable new law, regulation or rule (including, without limitation, any applicable tax law, regulation or rule) after the Certificates have been issued, (ii) the implementation or application of any applicable law, regulation or rule (including, without limitation, any applicable tax law, regulation or rule) already in force when the Certificates have been issued but in respect of which the manner of its implementation or application was not known or unclear at the time, or (iii) the change of any applicable law, regulation or rule existing when the Certificates are issued, or the change in the interpretation or application or practice relating thereto, existing when the Certificates are issued of any applicable law, regulation or rule, by any competent court, tribunal, regulatory authority or any other entity exercising executive, legislative, judicial, taxing, regulatory or administrative powers or functions of or pertaining to government (including any additional or alternative court, tribunal, authority or entity, to that existing when the Certificates are issued).

- (b) *Early Termination for other reasons.* The Issuer reserves the right (such right to be exercised in the Issuer's sole and unfettered discretion and without any obligation whatsoever) to terminate the Certificates in accordance with Condition 13(c) where an event or events occur which it believes in its sole discretion should, in the context of the issue of the Certificates and the obligations of the Issuer, give rise to such termination provided that such termination is considered by the Issuer not to be materially prejudicial to the interests of Certificate Holders generally (without considering the circumstances of any individual Certificate Holder or the tax or other consequences of such termination in any particular jurisdiction).
- (c) *Termination.* If the Issuer terminates the Certificates early, then the Issuer will give notice to the Certificate Holders in accordance with Condition 9. The Issuer will, if and to the extent permitted by the Applicable Law, pay to each Certificate Holder in respect of each Certificate held by such Certificate Holder an amount calculated by it as the fair market value of the Certificate immediately prior to such termination (ignoring such illegality) less the cost to the Issuer of unwinding any related hedging arrangements. Payment will be made to the Certificate Holder in such manner as shall be notified to the Certificate Holder in accordance with Condition 9.

14. Governing Law

The Certificates, the Instrument and the Master Warrant Agent Agreement or Warrant Agent Agreement will be governed by and construed in accordance with Singapore law. The Issuer and each Certificate Holder (by its purchase of the Certificates) shall be deemed to have submitted for all purposes in connection with the Certificates, the Instrument and the Master Warrant Agent Agreement or Warrant Agent Agreement to the non-exclusive jurisdiction of the courts of Singapore.

15. Prescription

Claims against the Issuer for payment of any amount in respect of the Certificates will become void unless made within six years of the Expiry Date and, thereafter, any sums payable in respect of such Certificates shall be forfeited and shall revert to the Issuer.

16. Contracts (Rights of Third Parties) Act, Chapter 53B of Singapore

Unless otherwise expressly provided in the Global Warrant, the Instrument and the Master Warrant Agent Agreement or Warrant Agent Agreement, a person who is not a party to any contracts made pursuant to the Global Warrant, the Instrument and the Master Warrant Agent Agreement or Warrant Agent Agreement has no rights under the Contracts (Rights of Third Parties) Act, Chapter 53B of Singapore to enforce any terms of such contracts. Except as expressly provided herein, the consent of any third party is not required for any subsequent agreement by the parties hereto to amend or vary (including any release or compromise of any liability) or terminate such contracts.

SUMMARY OF THE ISSUE

The following is a summary of the issue and should be read in conjunction with, and is qualified by reference to, the other information set out in this document and the Base Listing Document. Terms used in this Summary are defined in the Conditions.

Issuer:	UBS AG acting through its London Branch
Company:	Geely Automobile Holdings Limited
The Certificates:	European Style Cash Settled Long Certificates relating to the Underlying Stock
Number:	12,000,000 Certificates
Form:	The Certificates will be issued subject to, and with the benefit of, a master instrument by way of deed poll dated 7 January 2022 (the “ Master Instrument ”) and executed by the Issuer and a master warrant agent agreement dated 27 February 2008 (the “ Master Warrant Agent Agreement ”) and made between the Issuer and the Warrant Agent.
Cash Settlement Amount:	In respect of each Certificate, is the amount (if positive) equal to: Notional Amount per Certificate x Closing Level
Denominations:	Certificates are represented by a global warrant in respect of all the Certificates.
Exercise:	The Certificates may only be exercised on the Expiry Date or if the Expiry Date is not a Business Day, the immediately preceding Business Day, in a Board Lot or integral multiples thereof. Certificate Holders will not be required to deliver an exercise notice. If the Cash Settlement Amount (less any Exercise Expenses) is positive, all Certificates will be deemed to have been automatically exercised at 5:00 p.m. (Singapore time) on the Expiry Date or if the Expiry Date is not a Business Day, the immediately preceding Business Day. The Cash Settlement Amount less the Exercise Expenses in respect of the Certificates shall be paid in the manner set out in Condition 4(c) of the Conditions. In the event the Cash Settlement Amount (less any Exercise Expenses) is zero, all Certificates shall be deemed to have expired at 5:00 p.m. (Singapore time) on the Expiry Date or if the Expiry Date is not a Business Day, the immediately preceding Business Day, and Certificate Holders shall not be entitled to receive any payment from the Issuer in respect of the Certificates.
Exercise and Trading Currency:	SGD
Board Lot:	100 Certificates

- Transfers of Certificates:** Certificates may only be transferred in Board Lots (or integral multiples thereof). All transfers in Certificates, in the open market or otherwise, must be effected through a securities account with CDP. Title will pass upon registration of the transfer in the records of CDP.
- Listing:** Application has been made to the SGX-ST for permission to deal in and for quotation of the Certificates and the SGX-ST has agreed in principle to grant permission to deal in and for quotation of the Certificates. Issue of the Certificates is conditional on such listing being granted. It is expected that dealings in the Certificates on the SGX-ST will commence on or about 21 April 2022.
- Governing Law:** The laws of Singapore
- Warrant Agent:** The Central Depository (Pte) Limited
11 North Buona Vista Drive
#06-07 The Metropolis Tower 2
Singapore 138589
- Further Issues:** Further issues which will form a single series with the Certificates will be permitted.

The above summary is qualified in its entirety by reference to the detailed information appearing elsewhere in this document and the Base Listing Document.

**INFORMATION RELATING TO
THE EUROPEAN STYLE CASH SETTLED LONG CERTIFICATES ON SINGLE EQUITIES**

What are European Style Cash Settled Long Certificates on Single Equities?

European style cash settled long certificates on single equities (the “**Certificates**”) are structured products relating to the Underlying Stock and the return on a Certificate is linked to the performance of the Leverage Strategy.

A) Cash Settlement Amount Payable upon the Exercise of the Certificates at Expiry

Upon the exercise of the Certificates at expiry, the Certificate Holders would be paid a Cash Settlement Amount in respect of each Certificate.

The Cash Settlement Amount, in respect of each Certificate, shall be an amount payable in the Settlement Currency equal to the Closing Level multiplied by the Notional Amount per Certificate.

The Closing Level, in respect of each Certificate, shall be an amount payable in the Settlement Currency equal to (1) divided by (2) less (3) subject to any adjustments such as (4), where:

- (1) is the Final Reference Level multiplied by the Final Exchange Rate;
- (2) is the Initial Reference Level multiplied by the Initial Exchange Rate;
- (3) is the Strike Level; and
- (4) is the Hedging Fee Factor.

If the Cash Settlement Amount (less any Exercise Expenses) is positive, all Certificates shall be deemed to have been automatically exercised and investors will receive a Cash Settlement Amount. If the Cash Settlement Amount (less any Exercise Expenses) is zero, all Certificates shall be deemed to have expired. Please refer to the section headed “Terms and Conditions of the European Style Cash Settled Long/Short Certificates on Single Equities” for further details on the calculation of the Cash Settlement Amount.

The Certificates are only suitable for investors who believe that the price of the Underlying Stock will increase and are seeking short-term leveraged exposure to the Underlying Stock.

B) Trading the Certificates before Expiry

If the Certificate Holders want to cash out their investments in the Certificates before the expiry of the Certificates, they may sell the Certificates in the secondary market during the life of the Certificates, and would be subject to the following fees and charges:

- (i) For Certificate Holders who trade the Certificates intraday: shall pay normal transaction and brokerage fees for the trading of the Certificates on the SGX-ST, and may be required to pay stamp taxes or other documentary charges in accordance with the laws and practices of the country where the Certificates are transferred; and
- (ii) For Certificate Holders who hold the Certificates overnight: in addition to the normal transaction and brokerage fees and applicable stamp taxes, would also be required to bear the Management Fee and Gap Premium as well as certain costs embedded within the Leverage Strategy including the Funding Cost and the Rebalancing Cost.

Illustration of the Calculation of Hedging Fee Factor

Hedging Fee Factor	=	Product of the Daily Fees
--------------------	---	---------------------------

Daily Fees	=	Daily Management Fee Adjustment
		$1 - \text{Management Fee} \times \text{ACT} (t-1;t) / 360$
		x
		Daily Gap Premium Adjustment
		$1 - \text{Gap Premium} (t-1) \times \text{ACT} (t-1;t) / 360$

Illustration of the Calculation of Cash Settlement Amount

Cash Settlement Amount = Final Value of Certificates – Strike Level (zero)

Value of Certificates	=	$t^7=0$	x	$t=1$	x	$t=2$	x ...	$t=i$
		Notional Amount		Leverage Strategy daily performance ⁸ x Daily Fees		Leverage Strategy daily performance x Daily Fees		Leverage Strategy Daily performance x Daily Fees

Value of Certificates	=	$t=0$	x	Product of the daily Leverage Strategy Performance	x	Product of the Daily Fees (Hedging Fee Factor)
		Notional Amount		Leverage Strategy daily performance x Leverage Strategy daily performance		Daily Fees x Daily Fees

Final Value of Certificates	=	$t=0$	x	$\frac{\text{Final Reference Level} \times \text{Final Exchange Rate}}{\text{Initial Reference Level} \times \text{Initial Exchange Rate}}$	x	Hedging Fee Factor
		Notional Amount				

Illustration of the applicable fees and charges for an intraday trading scenario

Hedging Fee is implemented overnight in the price of the Certificate. As a consequence, when trading intraday, investors will not bear any Hedging Fee.

Investors will only support bid/ask costs, which are the difference between the price at which the Designated Market Maker purchases (bid) and sells (ask) the Certificate at any point of time.

⁷ "t" refers to "Observation Date" which means each Underlying Stock Business Day (subject to Market Disruption Event) from (and including) the Underlying Stock Business Day immediately preceding the Expected Listing Date to the Valuation Date.

⁸ Leverage Strategy daily performance is computed as the Leverage Strategy Level on Business Day (t) divided by the Leverage Strategy Level on Business Day (t-1).

Example of Calculation of Hedging Fee Factor and Cash Settlement Amount

The example is purely hypothetical. We include the example to illustrate how the Certificates work, and you MUST NOT rely on them as any indication of the actual return or what the payout on the Certificates might actually be. The example also assumes a product which expires 16 days after listing date, to illustrate the daily calculation of price, costs and fees from listing date to expiry date.

Assuming an investor purchases the following Certificates at the Issue Price:

Underlying Stock:	Ordinary shares of Geely Automobile Holdings Limited
Expected Listing Date:	01/02/2021
Expiry Date:	16/02/2021
Initial Reference Level:	1,000
Initial Exchange Rate:	1
Final Reference Level:	1,200
Final Exchange Rate:	1
Issue Price:	0.30 SGD
Notional Amount per Certificate:	0.30 SGD
Management Fee (p.a.):	0.40%
Gap Premium (p.a.):	6.90%
Strike Level:	Zero

Hedging Fee Factor

Hedging Fee Factor on the n^{th} Underlying Stock Business Day after issuance of Certificate ("HFF (n)") is calculated as follows:

$$\text{HFF}(0) = 100\%$$

On Next Calendar Day (assuming it is an Underlying Stock Business Day):

$$\text{HFF}(1) = \text{HFF}(0) \times \left(1 - \text{Management Fee} \times \frac{\text{ACT}(t-1; t)}{360}\right) \times \left(1 - \text{Gap Premium} \times \frac{\text{ACT}(t-1; t)}{360}\right)$$

$$\text{HFF}(1) = 100\% \times \left(1 - 0.40\% \times \frac{1}{360}\right) \times \left(1 - 6.90\% \times \frac{1}{360}\right)$$

$$\text{HFF}(1) = 100\% \times 99.9989\% \times 99.9808\% \approx 99.9797\%$$

Assuming 2nd Underlying Stock Business Day falls 3 Calendar Days after 1st Underlying Stock Business Day:

$$\text{HFF (2)} = \text{HFF (1)} \times \left(1 - \text{Management Fee} \times \frac{\text{ACT}(t-1; t)}{360}\right) \times \left(1 - \text{Gap Premium} \times \frac{\text{ACT}(t-1; t)}{360}\right)$$

$$\text{HFF (2)} = 99.9861\% \times \left(1 - 0.40\% \times \frac{3}{360}\right) \times \left(1 - 6.90\% \times \frac{3}{360}\right)$$

$$\text{HFF (2)} = 99.9797\% \times 99.9967\% \times 99.9425\% \approx 99.9189\%$$

The same principle applies to the following Underlying Stock Business Days:

$$\text{HFF (n)} = \text{HFF (n-1)} \times \left(1 - \text{Management Fee} \times \frac{\text{ACT}(t-1; t)}{360}\right) \times \left(1 - \text{Gap Premium} \times \frac{\text{ACT}(t-1; t)}{360}\right)$$

In this example, the Hedging Fee Factor as of the Valuation Date would be equal to 99.6962% as illustrated below:

Date	HFF
2/1/2021	100.0000%
2/2/2021	99.9797%
2/3/2021	99.9594%
2/4/2021	99.9392%
2/5/2021	99.9189%
2/8/2021	99.8581%
2/9/2021	99.8379%
2/10/2021	99.8176%
2/11/2021	99.7974%
2/12/2021	99.7772%
2/15/2021	99.7165%
2/16/2021	99.6962%

Cash Settlement Amount

In this example, the Closing Level and the Cash Settlement Amount would be computed as follows:

Closing Level = [(Final Reference Level x Final Exchange Rate) / (Initial Reference Level x Initial Exchange Rate) – Strike Level] x Hedging Fee Factor

$$= [(1200 \times 1) / (1000 \times 1) - 0] \times 99.6962\%$$

$$= 119.64\%$$

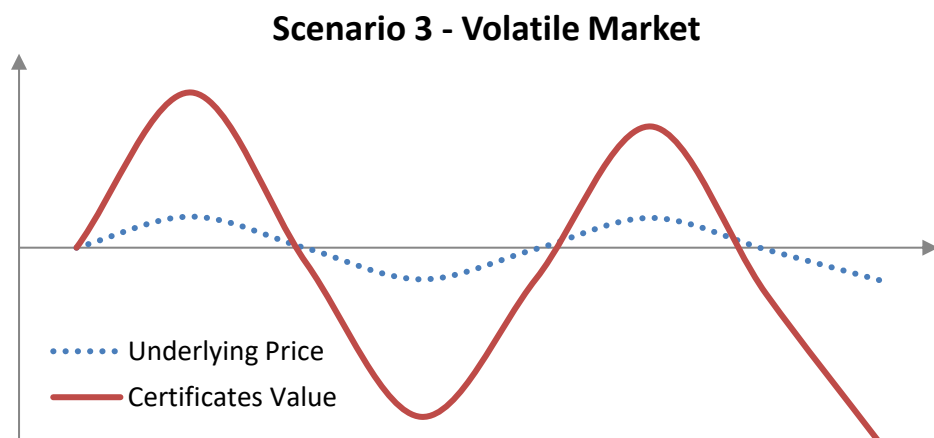
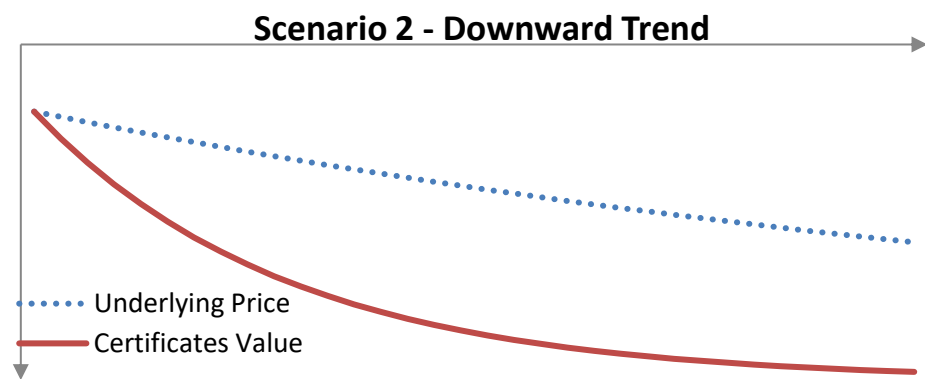
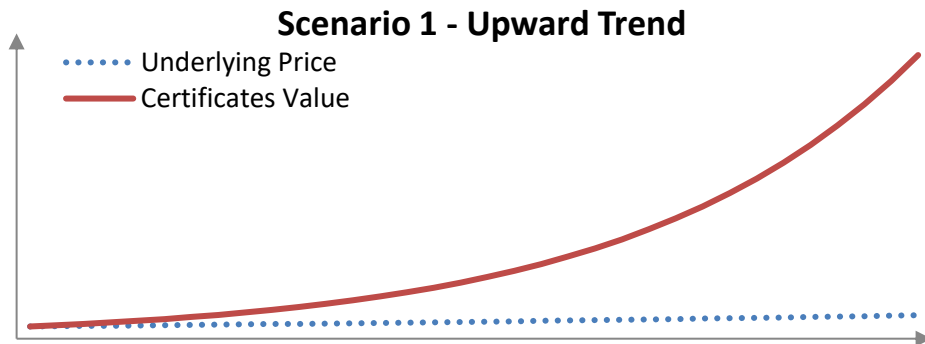
Cash Settlement Amount = Closing Level x Notional Amount per Certificate

$$= 119.64\% \times 0.30 \text{ SGD}$$

$$= 0.359 \text{ SGD}$$

Illustration on how returns and losses can occur under different scenarios

The examples are purely hypothetical and do not take fees and charges payable by investors into consideration. The examples highlight the effect of the Underlying Stock performance on the value of the Certificates and do not take into account the possible influence of fees, exchange rates, dividends, or any other market parameters.

1. Illustrative examples

2. Numerical Examples

Scenario 1 – Upward Trend

Underlying						
	Day 0	Day 1	Day 2	Day 3	Day 4	Day 5
Daily Return		2.00%	2.00%	2.00%	2.00%	2.00%
Value at end of day	10,000.00	10,200.00	10,404.00	10,612.08	10,824.32	11,040.81
Accumulated Return		2.00%	4.04%	6.12%	8.24%	10.41%

Value of the Certificates						
	Day 0	Day 1	Day 2	Day 3	Day 4	Day 5
Daily Return		10.00%	10.00%	10.00%	10.00%	10.00%
Price at end of day	0.30	0.33	0.36	0.40	0.44	0.48
Accumulated Return		10.00%	21.00%	33.10%	46.41%	61.05%

Scenario 2 – Downward Trend

Underlying						
	Day 0	Day 1	Day 2	Day 3	Day 4	Day 5
Daily Return		-2.00%	-2.00%	-2.00%	-2.00%	-2.00%
Value at end of day	10,000.00	9,800.00	9,604.00	9,411.92	9,223.68	9,039.21
Accumulated Return		-2.00%	-3.96%	-5.88%	-7.76%	-9.61%

Value of the Certificates						
	Day 0	Day 1	Day 2	Day 3	Day 4	Day 5
Daily Return		-10.00%	-10.00%	-10.00%	-10.00%	-10.00%
Price at end of day	0.30	0.27	0.24	0.22	0.20	0.18
Accumulated Return		-10.00%	-19.00%	-27.10%	-34.39%	-40.95%

Scenario 3 – Volatile Market

Underlying						
	Day 0	Day 1	Day 2	Day 3	Day 4	Day 5
Daily Return		2.00%	-2.00%	-2.00%	2.00%	2.00%
Value at end of day	10,000.00	10,200.00	9,996.00	9,796.08	9,992.00	10,191.84
Accumulated Return		2.00%	-0.04%	-2.04%	-0.08%	1.92%

Value of the Certificates						
	Day 0	Day 1	Day 2	Day 3	Day 4	Day 5
Daily Return		10.00%	-10.00%	-10.00%	10.00%	10.00%
Price at end of day	0.30	0.33	0.30	0.27	0.29	0.32
Accumulated Return		10.00%	-1.00%	-10.90%	-1.99%	7.81%

Description of Air Bag Mechanism

The Certificates integrate an “Air Bag Mechanism” which is designed to reduce exposure to the Underlying Stock during extreme market conditions.

In accordance with the Air Bag Mechanism timeline below, when the Air Bag triggers, the following typically occurs:

- Observation Period: the price of the Underlying Stock is observed and its minimum price is recorded (i) during 15 minutes of continuous trading after the Air Bag is triggered, or (ii) until Market Close if there is 15 minutes (or less) of continuous trading until Market Close when the Air Bag is triggered; and
- Reset Period: thereafter, the Leverage Strategy is reset using the minimum price of the Underlying Stock during the Observation Period as the New Observed Price. The New Observed Price replaces the last closing price of the Underlying Stock in order to compute the performance of the Leverage Strategy.

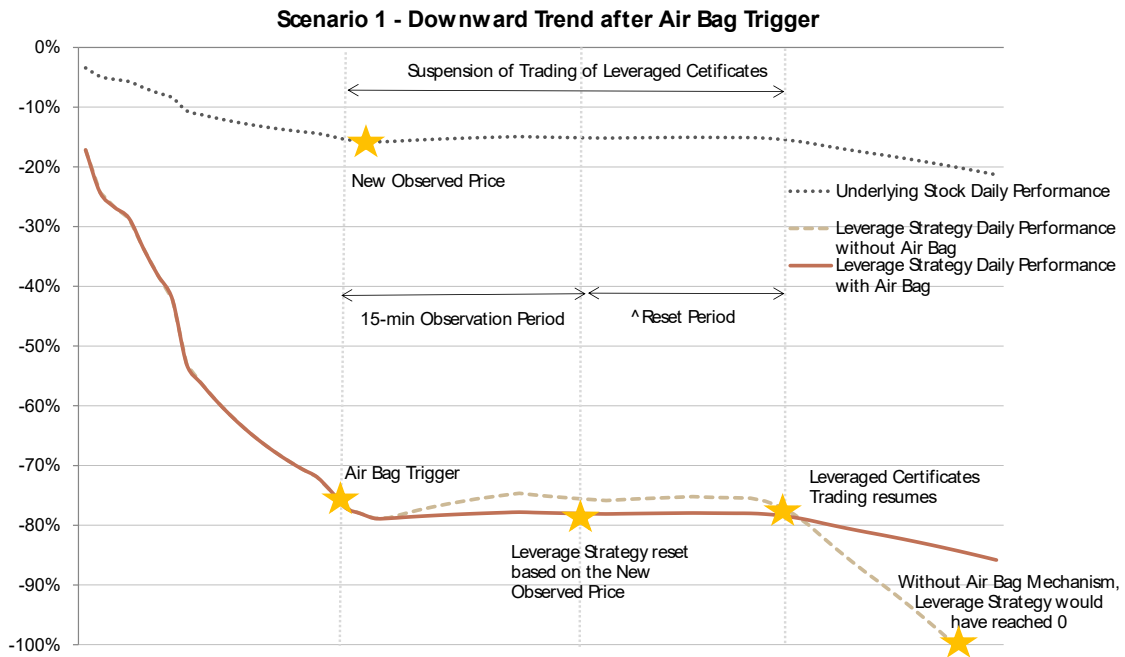
During the Observation Period and Reset Period, trading of Certificates is suspended for **at least** 30 minutes of continuous trading after the Air Bag is triggered. Investors cannot sell or purchase any Certificates during this period. The Reset Period (and consequently the resumption of trading) is subject further to SGX-ST’s requirements, including at least 30 minutes from the time of publication of an announcement on the exchange in respect of the Air Bag Mechanism being triggered, and at least 15 minutes after the SGX-ST grants an approval to resume trading, whichever is later, rounded to the next quarter of an hour.

For the avoidance of doubt, if the Air Bag Mechanism was triggered with more than 60 minutes of continuous trading before Market Close, trading of Certificates will resume the same trading day after the Reset Period has elapsed, subject to the SGX-ST’s approval to resume trading. If the Air Bag Mechanism was triggered between 45 minutes and 60 minutes of continuous trading before Market Close, trading of Certificates may or may not resume the same trading day after the Reset Period has elapsed. If the Air Bag Mechanism was triggered with only 45 minutes (or less) of continuous trading before Market Close, trading of Certificates resumes on the next trading day.

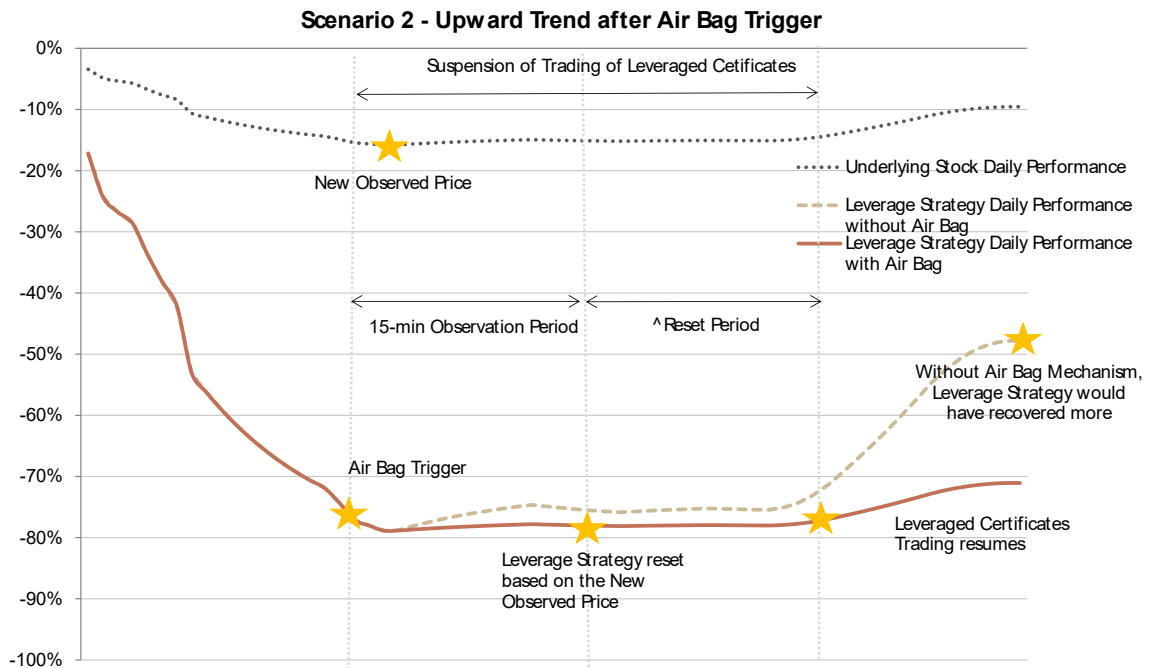
With **Market Close** defined as:

- Underlying Stock closing time with respect to the Observation Period including the closing auction session
- The sooner between Underlying Stock closing time of continuous trading and SGX-ST closing time of continuous trading with respect to the resumption of trading

Illustrative examples of the Air Bag Mechanism⁹



^ The Reset Period (and consequently the resumption of trading) is subject further to SGX-ST's requirements, including at least 30 minutes from the time of publication of an announcement on the exchange in respect of the Air Bag Mechanism being triggered, and at least 15 minutes after the SGX-ST grants an approval to resume trading, whichever is later, rounded to the next quarter of an hour.



^ The Reset Period (and consequently the resumption of trading) is subject further to SGX-ST's requirements, including at least 30 minutes from the time of publication of an announcement on the exchange in respect of the Air Bag Mechanism being triggered, and at least 15 minutes after the SGX-ST grants an approval to resume trading, whichever is later, rounded to the next quarter of an hour.

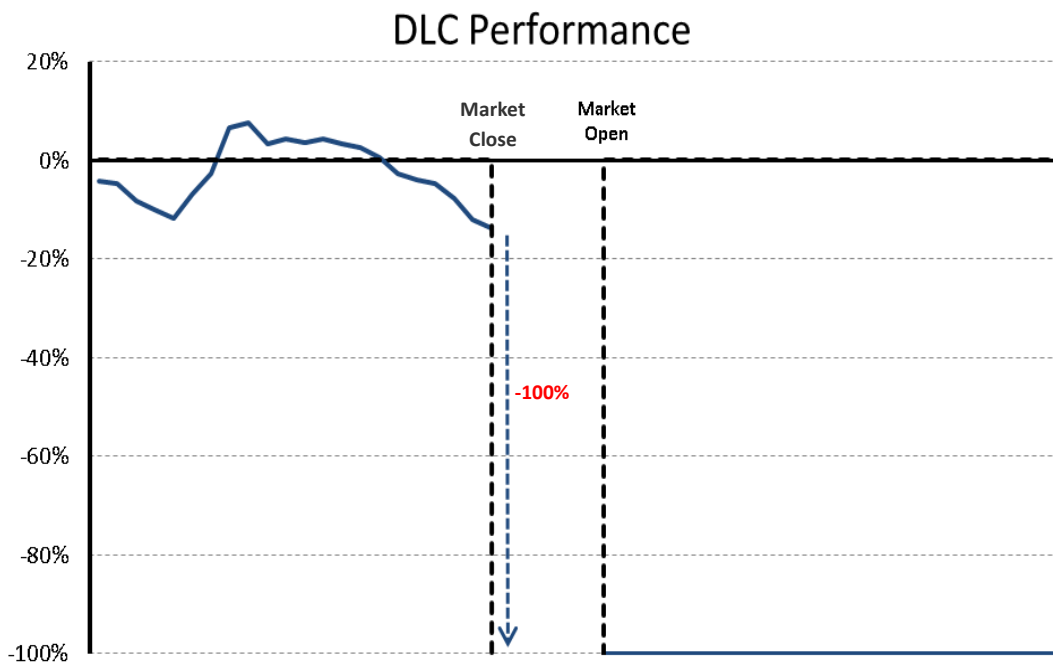
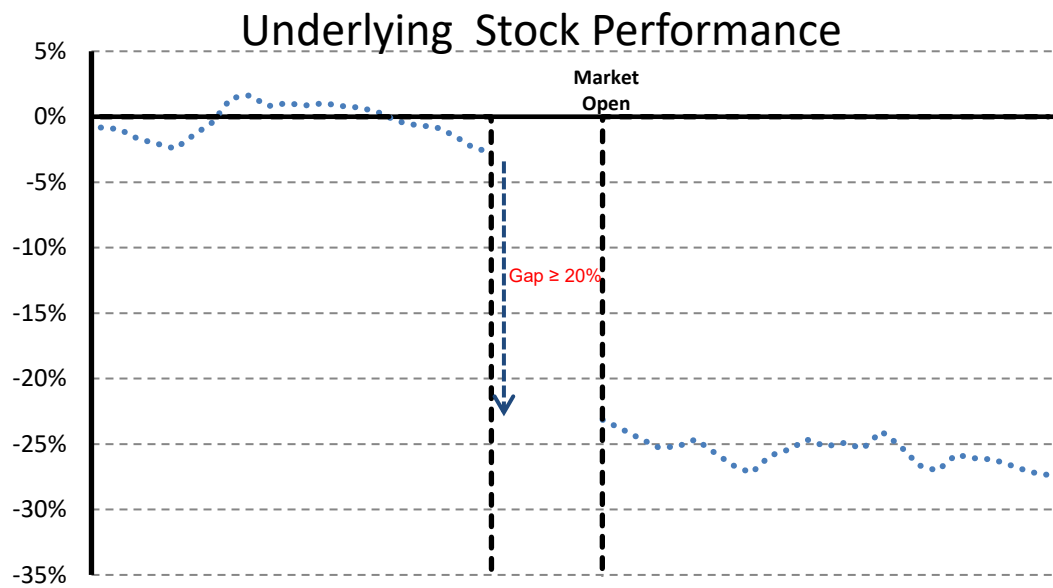
⁹ The illustrative examples are not exhaustive.

Scenarios where the investor may lose the entire value of the investment

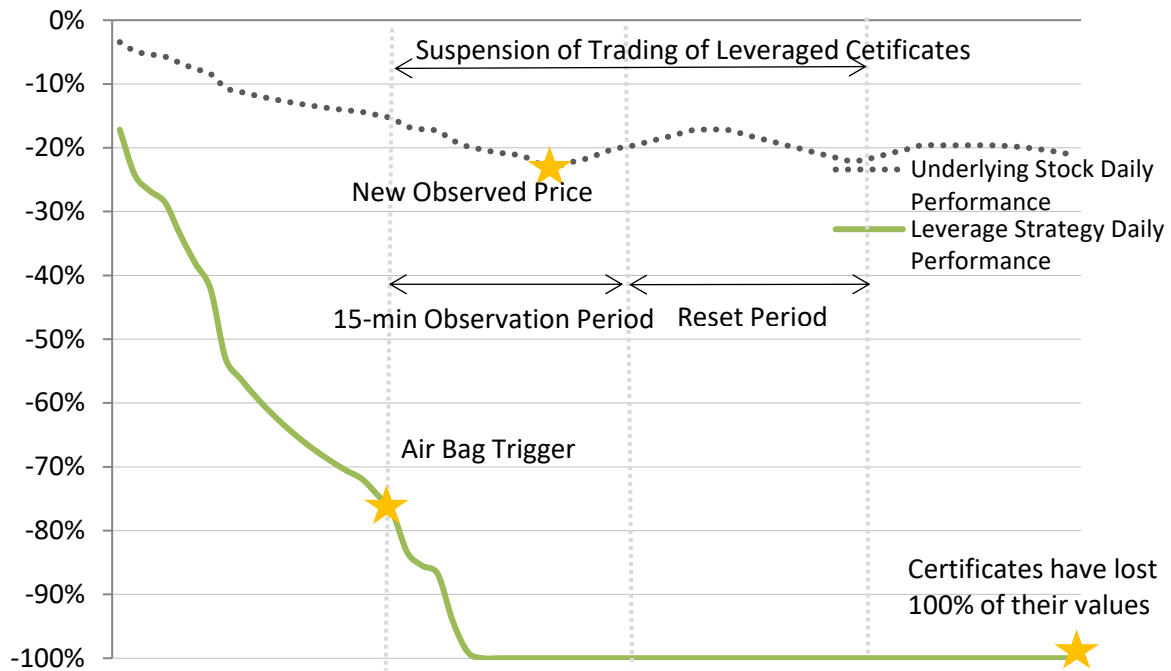
The scenarios below are purely hypothetical and do not take fees and charges payable by investors into consideration. The scenarios highlight cases where the Certificates may lose 100% of their value.

Scenario 1 – Overnight fall of the Underlying Stock

On any business day, the opening price of the Underlying Stock may be higher or lower than the closing price on the previous day. The difference between the previous closing price and the opening price of the Underlying Stock is termed a “gap”. If the opening price of the Underlying Stock is 20% or more below the previous day closing price, the Air Bag Mechanism would only be triggered when the market opens the following day, and the Certificates would lose their entire value in such event.



Although the Air Bag Mechanism is designed to reduce the exposure to the Underlying Stock during extreme market conditions, the Certificate can lose 100% of its value in the event the price of the Underlying Stock falls by 20% or more within the 15 minutes Observation Period compared to the reference price, being: (i) if air bag event has not been previously triggered on the same day, the previous closing price of the Underlying Stock, or (ii) if one or more air bag events have been previously triggered on the same day, the latest New Observed Price. The Certificates would lose their entire value in such event.



Examples and illustrations of adjustments due to certain corporate actions

The examples are purely hypothetical and do not take fees and charges payable by investors into consideration. The examples highlight the effect of corporate actions on the value of the Certificates and do not take into account the possible influence of fees, exchange rates, or any other market parameters.

In the case of any corporate action on the Underlying Stock, the Calculation Agent will, as soon as reasonably practical after it becomes aware of such event, determine whether such corporate action has a dilutive or concentrative effect on the theoretical value of the Underlying Stock, and if so, will (a) calculate the corresponding adjustment, if any, to be made to the elements relating to the Underlying Stock which are used to determine any settlement or payment terms under the Certificates and/or adjust at its discretion any other terms of the Certificates as it determines appropriate to preserve the economic equivalent of the obligations of the Issuer under the Certificates and (b) determine the effective date of such adjustment.

Notwithstanding the foregoing, in the event the Observation Date of the Leverage Reset Time (t), is an ex-date with respect to a corporate action related to the Underlying Stock and the immediately preceding Leverage Reset Time r(t) is at the scheduled closing time for the Relevant Stock Exchange for the Underlying Stock (or any successor thereto), the Calculation Agent may, in its sole and absolute discretion, replace the $Rfactor_t$ with respect to such Leverage Reset Time (t) by an amount computed according to the following generic formula :

$$Rfactor_t = \left[1 - \frac{Div_t + DivExc_t - M \times R}{S_{r(t)}} \right] \times \frac{1}{1 + M}$$

This formula is provided for indicative purposes and the Calculation Agent may determine that this formula is not appropriate for certain corporate actions and may apply a different formula instead.

Such adjustment of $Rfactor_t$ would affect the Leveraged Return, the Rebalancing Cost, and the Underlying Reference Price used to determine the Intraday Restrike Event. The Air Bag mechanism would not be triggered if the stock price falls by 15% exclusively because of the dilutive effect of a corporate action.

Where:

$DivExc_t$ is the amount received as an Extraordinary Dividend by a holder of existing Shares for each Share held prior to the Extraordinary Dividend, net of any applicable withholding taxes.

M is the number of new Share(s) (whether a whole or a fraction) per existing Share each holder thereof is entitled to subscribe or to receive (positive amount) or the number of existing Shares redeemed or canceled per existing Share (negative amount), as the case may be, resulting from the corporate action.

R is the subscription price per Share (positive amount) or the redemption price per Share (negative amount) including any dividends or other benefits forgone to be subscribe to or to receive (as applicable), or to redeem a Share.

1. Stock split

Assuming the Underlying Stock is subject to a 1 to 2 stock split (i.e. 1 new Share for every 1 existing share):

$$S_{r(t)} = \$100$$

$$S_t = \$51$$

$$\text{Div}_t = \$0$$

$$\text{DivExc}_t = \$0$$

$M = 1$ (i.e. 1 new Shares for 1 existing Share)

$R = \$0$ (no subscription price / redemption price)

$$Rfactor_t = \left[1 - \frac{0 + 0 - 2 \times 0}{100} \right] \times \frac{1}{1 + 1} = 50\%$$

As a consequence:

$$LR_{r(t),t} = \text{Leverage} \times \left(\frac{S_t}{S_{r(t)} \times Rfactor_t} - 1 \right) = 5 \times \left(\frac{51}{100 \times 50\%} - 1 \right) = 10\%$$

$S_{r(t)}$	$S_{r(t)} \times Rfactor_t$	S_t	Adjusted Underlying Stock Performance
100	50	51	2%

Value of the Certificate r(t)	Value of the Certificate (t)	Certificates' performance (excluding any cost and fees)
0.30	0.33	10%

In such case an Intraday Restrike Event would occur if the Underlying Stock price falls to \$42.5, which is 15% below \$50, the Underlying Stock Reference Price.

2. Share Consolidation

Assuming the Underlying Stock is subject to a 2 to 1 share consolidation (i.e. 1 Share canceled for every 2 existing Shares):

$$S_{r(t)} = \$100$$

$$S_t = \$202$$

$$\text{Div}_t = \$0$$

$$\text{DivExc}_t = \$0$$

$M = -0.5$ (i.e. 0.5 Shares canceled for each 1 existing Share)

$R = \$0$ (no subscription price / redemption price)

$$Rfactor_t = \left[1 - \frac{0 + 0 - (-0.5) \times 0}{100} \right] \times \frac{1}{1 + (-0.5)} = 200\%$$

As a consequence:

$$LR_{r(t),t} = \text{Leverage} \times \left(\frac{S_t}{S_{r(t)} \times Rfactor_t} - 1 \right) = 5 \times \left(\frac{202}{100 \times 200\%} - 1 \right) = 5\%$$

$S_{r(t)}$	$S_{r(t)} \times Rfactor_t$	S_t	Adjusted Underlying Stock Performance
100	200	202	1%

Value of the Certificate r(t)	Value of the Certificate (t)	Certificates' performance (excluding any cost and fees)
0.30	0.315	5%

In such case an Intraday Restrike Event would occur if the Underlying Stock price falls to \$170, which is 15% below \$200, the Underlying Stock Reference Price.

3. Rights Issues

Assuming there is a rights issue with respect to the Underlying Stock, with a right to receive 1 new Share for every 2 existing Shares, for a subscription price of \$40.

$$S_{r(t)} = \$100$$

$$S_t = \$84$$

$$\text{Div}_t = \$0$$

$$\text{DivExc}_t = \$0$$

$$R = \$40 \text{ (i.e. subscription price of \$40)}$$

$$M = 0.5 \text{ (i.e. 1 new share for every 2 existing shares)}$$

$$Rfactor_t = \left[1 - \frac{0 + 0 - 0.5 \times 40}{100} \right] \times \frac{1}{1 + 0.5} = 80\%$$

As a consequence:

$$LR_{r(t),t} = \text{Leverage} \times \left(\frac{S_t}{S_{r(t)} \times Rfactor_t} - 1 \right) = 5 \times \left(\frac{84}{100 \times 80\%} - 1 \right) = 25\%$$

$S_{r(t)}$	$S_{r(t)} \times Rfactor_t$	S_t	Adjusted Underlying Stock Performance
100	80	84	5%

Value of the Certificate r(t)	Value of the Certificate (t)	Certificates' performance (excluding any cost and fees)
0.30	0.375	25%

In such case an Intraday Restrike Event would occur if the Underlying Stock price falls to \$68, which is 15% below \$80, the Underlying Stock Reference Price.

4. Bonus Issues

Assuming there is a bonus issue with respect to the Underlying Stock, where shareholders receive 1 bonus share for 5 existing shares:

$$S_{r(t)} = \$100$$

$$S_t = \$85$$

$$\text{Div}_t = \$0$$

$$\text{DivExc}_t = \$0$$

$$R = \$0$$

$M = 0.2$ (i.e. 1 new share for 5 existing shares)

$$Rfactor_t = \left[1 - \frac{0 + 0 - 0.2 \times 0}{100} \right] \times \frac{1}{1 + 0.2} = 83.33\%$$

As a consequence:

$$LR_{r(t),t} = \text{Leverage} \times \left(\frac{S_t}{S_{r(t)} \times Rfactor_t} - 1 \right) = 5 \times \left(\frac{85}{100 \times 83.33\%} - 1 \right) = 10\%$$

$S_{r(t)}$	$S_{t(t)} \times Rfactor_t$	S_t	Adjusted Underlying Stock Performance
100	83.33	85	2%

Value of the Certificate r(t)	Value of the Certificate (t)	Certificates' performance (excluding any cost and fees)
0.30	0.33	10%

In such case an Intraday Restrike Event would occur if the Underlying Stock price falls to \$70.83, which is 15% below \$83.33, the Underlying Stock Reference Price.

5. Extraordinary Dividend

Assuming there is an extraordinary dividend of \$20 (net of taxes) paid in respect of each stock.

$$S_{r(t)} = \$100$$

$$S_t = \$84$$

$$\text{Div}_t = \$0$$

$$\text{DivExc}_t = \$20$$

$$R = \$0$$

$$M = 0$$

$$Rfactor_t = \left[1 - \frac{0 + 20 - 0 \times 0}{100} \right] \times \frac{1}{1 + 0} = 80\%$$

As a consequence:

$$LR_{r(t),t} = \text{Leverage} \times \left(\frac{S_t}{S_{r(t)} \times Rfactor_t} - 1 \right) = 5 \times \left(\frac{84}{100 \times 80\%} - 1 \right) = 25\%$$

$S_{r(t)}$	$S_{r(t)-} \times Rfactor_t$	S_t	Adjusted Underlying Stock Performance
100	80	84	5%

Value of the Certificate r(t)	Value of the Certificate (t)	Certificates' performance (excluding any cost and fees)
0.30	0.375	25%

In such case an Intraday Restrike Event would occur if the Underlying Stock price falls to \$68, which is 15% below \$80, the Underlying Stock Reference Price.

INFORMATION RELATING TO THE COMPANY

All information contained in this document regarding the Company, including, without limitation, its financial information, is derived from publicly available information which appears on the web-site of Hong Kong Exchanges and Clearing Limited (the “HKExCL”) at <http://www.hkex.com.hk> and/or the Company’s web-site at <http://www.geelyauto.com.hk>. The Issuer has not independently verified any of such information.

Geely Automobile Holdings Limited (the “**Company**” and its subsidiaries, collectively the “**Group**”) (SEHK stock code: 175) is an automobile manufacturer, focusing on development, manufacturing and sales of passenger vehicles. The Company sells most of its products in the China market and has also expanded its sales through export to other developing countries in the past few years.

The Company’s shares are listed on the main board of The Stock Exchange of Hong Kong Limited (“**SEHK**”); the controlling shareholder of the Company is Zhejiang Geely Holding Group Company Limited, a private company incorporated in the People’s Republic of China (the “**PRC**”) which is wholly owned by Mr. Li Shu Fu, the Company’s substantial shareholder and chairman of its board of directors, and his associate.

With its headquarter established in Hangzhou, the PRC and 9 manufacturing plants in Luqiao, Linhai, Ningbo/Cixi, Chunxiao, Baoji, Jinzhong, Xiangtan, Jinan and Chengdu in the PRC, the Group has a total annual production capacity of 1,710,000 units of vehicle per double shift as at 31 December 2018. The Group sells its 17 major vehicle models (including the “Lynk&Co” vehicle models sold by the Group’s 50%-owned joint venture, namely “Lynk&Co JV”) developed under 4 platforms & 2 modular architectures. By the end of 2018, the Group had more than 978 dealers in the PRC, marketing “Geely” brand vehicles. The Lynk&Co JV adopted a different marketing and distribution system and served its customers via 222 Lynk&Co Centres and 17 Lynk&Co Spaces in the PRC. The Group also exported its products through 24 sales agents and 336 sales and service outlets in 24 overseas countries, mainly to developing countries in the Eastern Europe, Middle East and Africa in 2018. In November 2015, the Company announced its new energy vehicle strategy named ‘Blue Geely Initiatives’ displaying its dedication to transformation into industry leader in new energy vehicle technologies. The initiatives’ target is to ensure that up to 90% of the Group’s total sales volume would be in the form of new energy and electrified vehicles (NEEVs).

With a total workforce of 52,400 staff at the end of 2018 dedicated to fostering the Group’s core strength in powertrain technologies, product quality, customer satisfaction and supply chains, the Group generated the revenue of about US\$15.5 billion in 2018. Total market capitalization was about US\$20.3 billion as at 10 Apr 2019.

The information set out in Appendix I of this document relates to the consolidated financial statements of the Company and its subsidiaries for the year ended 31 December 2021 and has been extracted and reproduced from an announcement by the Company dated 23 March 2022 in relation to the same. Further information relating to the Company may be located on the web-site of the HKExCL at <http://www.hkex.com.hk>.

INFORMATION RELATING TO THE DESIGNATED MARKET MAKER

UBS AG, acting through its London Branch, has been appointed the designated market maker (“DMM”) for the Certificates. The DMM will provide competitive buy and sell quotes for the Certificates continuously during the trading hours of the SGX-ST on the following basis:

- (a) Maximum bid and offer spread : (i) when the best bid price of the Certificate is S\$10 and below: 10 ticks or S\$0.20 whichever is greater; and
(ii) when the best bid price of the Certificate is above S\$10: 5% of the best bid price of the Certificate.
- (b) Minimum quantity subject to bid and offer spread : 10,000 Certificates
- (c) Last Trading Day for Market Making : The date falling 5 Exchange Business Days immediately preceding the Expiry Date

In addition, the DMM may not provide a quotation in the following circumstances:

- (i) during the pre-market opening and five minutes following the opening of the SGX-ST on any trading day;
- (ii) if the Certificates are valueless (where the Issuer’s bid price is below the minimum bid size for such securities as prescribed by the SGX-ST);
- (iii) before the Relevant Stock Exchange for the Underlying Stock has opened and after the Relevant Stock Exchange for the Underlying Stock has closed on any trading day;
- (iv) when trading in the Underlying Stock is suspended or limited in a material way for any reason, for the avoidance of doubt, the DMM is not obliged to provide quotations for the Certificates at any time when the Underlying Stock is not negotiated/traded for any reason;
- (v) where the Certificates are suspended from trading for any reason;
- (vi) market disruption events, including, without limitation, any suspension of or limitation imposed on trading (including but not limited to unforeseen circumstances such as by reason of movements in price exceeding limits permitted by the SGX-ST or any act of God, war, riot, public disorder, explosion, terrorism or otherwise) in the Underlying Stock;
- (vii) where the Issuer or the DMM faces technical problems affecting the ability of the DMM to provide bids and offer quotations;
- (viii) where the ability of the Issuer to source a hedge or unwind an existing hedge, as determined by the Issuer in good faith, is materially affected by the prevailing market conditions, and the Issuer informs the SGX-ST of its inability to do so as soon as practicable;
- (ix) in cases where the Issuer has no Certificates to sell, then the DMM will only provide the bid price;

- (x) if the stock market experiences exceptional price movement and volatility;
- (xi) when it is a public holiday in Singapore and/or Hong Kong and/or the SGX-ST and/or the HKEX is not open for dealings; and
- (xii) during the suspension of trading of Certificates after an Air Bag Mechanism has been triggered.

The last trading day on which the DMM will provide competitive quotations for the Certificates would be the fifth Exchange Business Day immediately preceding the Expiry Date.

PLACING AND SALE

General

No action has been or will be taken by the Issuer that would permit a public offering of the Certificates or possession or distribution of any offering material in relation to the Certificates in any jurisdiction where action for that purpose is required. No offers, sales or deliveries of any Certificates, or distribution of any offering material relating to the Certificates may be made in or from any jurisdiction except in circumstances which will result in compliance with any applicable laws or regulations and will not impose any obligation on the Issuer. In the event that the Issuer contemplates a placing, placing fees may be payable in connection with the issue and the Issuer may at its discretion allow discounts to placees.

United Kingdom

In relation to each tranche of Certificates, the Issuer has represented, warranted and agreed that:

(a) No deposit-taking: in relation to any Certificates having a maturity of less than one year:

(i) it is a person whose ordinary activities involve it in acquiring, holding, managing or disposing of investments (as principal or agent) for the purposes of its business; and

(ii) it has not offered or sold and will not offer or sell any Certificates other than to persons:

(A) whose ordinary activities involve them in acquiring, holding, managing or disposing of investments (as principal or agent) for the purposes of their businesses; or

(B) who it is reasonable to expect will acquire, hold, manage or dispose of investments (as principal or agent) for the purposes of their businesses,

where the issue of the Certificates would otherwise constitute a contravention of section 19 of the Financial Services and Markets Act 2000 (the "FSMA") by the Issuer;

(b) Financial Promotion: it has only communicated or caused to be communicated and will only communicate or cause to be communicated any invitation or inducement to engage in investment activity (within the meaning of section 21 of the FSMA) received by it in connection with the issue or sale of any Certificates in circumstances in which section 21(1) of the FSMA does not or would not, if the Issuer was not an authorised person, apply to the Issuer; and

(c) General Compliance: it has complied and will comply with all applicable provisions of the FSMA with respect to anything done by it in relation to any Certificates in, from or otherwise involving the United Kingdom.

If the applicable Supplemental Listing Document in respect of any Certificates specifies the "Prohibition of Sales to European Economic Area Retail Investors" as "Not Applicable", the Issuer has represented and agreed that it has not offered, sold or otherwise made available such Certificates to any retail investor in the United Kingdom. For the purposes of this provision:

(a) the expression "**retail investor**" means a person who is one (or more) of the following:

(i) a retail client, as defined in point (8) of Article 2 of Regulation (EU) No 2017/565 as it forms part of domestic law by virtue of the European Union (Withdrawal) Act 2018 ("**EUWA**"); or

- (ii) a customer within the meaning of the provisions of the FSMA and any rules or regulations made under the FSMA which were relied on immediately before exit day to implement Directive (EU) 2016/97, where that customer would not qualify as a professional client, as defined in point (8) of Article 2(1) of Regulation (EU) No 600/2014 as it forms part of domestic law by virtue of the EUWA; or
 - (iii) not a qualified investor as defined in Article 2 of Regulation (EU) 2017/1129 as it forms part of domestic law by virtue of the EUWA; and
- (b) the expression an "**offer**" includes the communication in any form and by any means of sufficient information on the terms of the offer and the Certificates to be offered so as to enable an investor to decide to purchase or subscribe for the Certificates.

If the applicable Supplemental Listing Document in respect of any Certificates specifies the "Prohibition of Sales to European Economic Area Retail Investors" as "Not Applicable", the Issuer has represented and agreed that it has not made and will not make an offer of Certificates which are the subject of the offering contemplated by the Base Listing Document as completed by this Supplemental Listing Document to the public in the United Kingdom except that it may make an offer of such Certificates to the public in the United Kingdom:

- a) if the Supplemental Listing Document in relation to the Certificates specifies an offer of those Certificates may be made other than pursuant to Article 1(4) of the UK Prospectus Regulation in the United Kingdom (a "**Public Offer**"), following the date of publication of a prospectus in relation to such Certificates which either (i) has been approved by the UK Financial Conduct Authority ("**FCA**"), or (ii) is to be treated as if it had been approved by the FCA in accordance with the transitional provision in Regulation 74 of the Prospectus (Amendment etc.) (EU Exit) Regulations 2019, provided that any such prospectus has subsequently been completed by final terms contemplating such Public Offer, in the period beginning and ending on the dates specified in such prospectus or final terms, as applicable, and the Issuer has consented in writing to its use for the purpose of that Public Offer;
- b) at any time to any legal entity which is a qualified investor as defined in Article 2 of the UK Prospectus Regulation;
- c) at any time to fewer than 150 natural or legal persons (other than qualified investors as defined in Article 2 of the UK Prospectus Regulation); or
- d) at any time in any other circumstances falling within section 86 of the FSMA, provided that no such offer of Certificates to the public referred to in (a) to (c) above shall require the publication of a prospectus pursuant to section 85 of the FSMA or supplement a prospectus pursuant to Article 23 of the UK Prospectus Regulation,

provided that no such offer of Certificates referred to in (b) to (d) above shall require the Issuer to publish a prospectus pursuant to section 85 of the FSMA or supplement a prospectus pursuant to Article 23 of the UK Prospectus Regulation.

For the purposes of this provision, the expression "an offer of Certificates to the public" in relation to any products in the United Kingdom means the communication in any form and by any means of sufficient information on the terms of the offer and the Certificates to be offered so as to enable an investor to decide to purchase or subscribe the Certificates, and the expression "**UK Prospectus Regulation**" means Regulation (EU) 2017/1129 as it forms part of domestic law by virtue of the EUWA.

United States of America

The Certificates have not been, and will not be, registered under the Securities Act. Subject to certain exceptions, Certificates, or interests therein, may not at any time be offered, sold, resold or delivered, directly or indirectly, in the United States or to, or for the account or benefit of, any U.S. person or to others for offering, sale or resale in the United States or to any such U.S. person. Offers and sales of Certificates, or interests therein, in the United States or to U.S. persons would constitute a violation of United States securities laws unless made in compliance with registration requirements of the Securities Act or pursuant to an exemption therefrom. The Certificates will not be offered, sold or delivered within the United States or to U.S. persons. As used herein, “**United States**” means the United States of America (including the States and the District of Columbia), its territories, its possessions and other areas subject to its jurisdiction; and “**U.S. person**” means (i) any citizen or resident of the United States, including any corporation, partnership or other entity created or organised in or under the laws of the United States or of any political subdivision thereof, (ii) any estate or trust the income of which is subject to United States income taxation regardless of its source, (iii) “U.S. person” as such term is defined in (a) Regulation S under the Securities Act or (b) the Interpretive Guidance and Policy Statement Regarding Compliance with Certain Swap Regulations promulgated by the U.S. Commodity Futures Trading Commission (“**CFTC**”) pursuant to the U.S. Commodity Exchange Act of 1936, as amended, or (iv) a person other than a “Non-United States Person” as defined in CFTC Rule 4.7, in each case, as such definition is amended, modified or supplemented from time to time.

Prohibition of Sales to European Economic Area

If the applicable Supplemental Listing Document in respect of any Certificates specifies the “Prohibition of Sales to European Economic Area Retail Investors” as “Not Applicable”, the Issuer has represented and agreed that it has not offered, sold or otherwise made available and will not offer, sell or otherwise make available any Certificates which are the subject of the offering contemplated by the Base Listing Document as completed by this Supplemental Listing Document to any retail investor in the European Economic Area. For the purposes of this provision:

- (a) the expression “retail investor” means a person who is one (or more) of the following:
- (i) a retail client as defined in point (11) of Article 4(1) of Directive 2014/65/EU (as amended, “**MiFID II**”);
 - (ii) a customer within the meaning of Directive 2016/97 (as amended), where that customer would not qualify as a professional client as defined in point (10) of Article 4(1) of MiFID II; or
 - (iii) not a qualified investor as defined in Regulation (EU) 2017/1129 (as amended, the “**Prospectus Regulation**”); and
- (b) the expression an “offer” includes the communication in any form and by any means of sufficient information on the terms of the offer and the Certificates to be offered so as to enable an investor to decide to purchase or subscribe the Certificates.

PUBLIC OFFER SELLING RESTRICTION UNDER THE PROSPECTUS REGULATION

If the Supplemental Listing Document specifies "Prohibition of Sales to European Economic Area Retail Investors" as "Not Applicable", in relation to each member state of the European Economic Area (each, a "**Relevant State**"), the Issuer has represented, warranted and agreed that it has not made and will not make an offer of Certificates which are the subject of the offering contemplated by the Base Listing Document as completed by this Supplemental Listing Document to the public in that Relevant State except that it may make an offer of such Certificates to the public in that Relevant State:

(a) Approved listing document: if the Supplemental Listing Document in relation to the Certificates specifies that an offer of those Certificates may be made other than pursuant to Article 1(4) of the Prospectus Regulation in that Relevant State (a "**Non-exempt Offer**"), following the date of publication of a listing document in relation to such Certificates which has been approved by the competent authority in that Relevant State or, where appropriate, approved in another Relevant State and notified to the competent authority in that Relevant State, provided that any such listing document has subsequently been completed by the Supplemental Listing Document contemplating such Non-exempt Offer, in accordance with the Prospectus Regulation, in the period beginning and ending on the dates specified in such listing document or Supplemental Listing Document, as applicable and the Issuer has consented in writing to its use for the purpose of that Non-exempt Offer;

(b) Qualified investors: at any time to any legal entity which is a qualified investor as defined in the Prospectus Regulation;

(c) Fewer than 150 offered: at any time to fewer than 150 natural or legal persons (other than qualified investors as defined in the Prospectus Regulation), subject to obtaining the prior consent of the Issuer for any such offer; or

(d) Other exempt offers: at any time in any other circumstances falling within Article 3(2) of the Prospectus Regulation,

provided that no such offer of Certificates referred to in (b) to (d) above shall require the Issuer to publish a listing document pursuant to Article 3 of the Prospectus Regulation or supplement a listing document pursuant to Article 23 of the Prospectus Regulation.

For the purposes of this provision, the expression an "**offer of Certificates to the public**" in relation to any Certificates in any Relevant State means the communication in any form and by any means of sufficient information on the terms of the offer and the Certificates to be offered so as to enable an investor to decide to purchase or subscribe for the Certificates, as the same may be varied in that Relevant State by any measure implementing the Prospectus Regulation in that Relevant State.

Singapore

This document has not been registered as a prospectus with the Monetary Authority of Singapore. Accordingly, this document and any other document or material in connection with the offer or sale, or invitation for subscription or purchase, of Certificates may not be circulated or distributed, nor may Certificates be offered or sold, or be made the subject of an invitation for subscription or purchase, whether directly or indirectly, to persons in Singapore other than pursuant to, and in accordance with the conditions of, any applicable provision of the Securities and Futures Act, Chapter 289 of Singapore.

Hong Kong

No person, other than a person permitted to do so under the securities laws of Hong Kong, has issued, or had in its possession for the purposes of issue, or will issue, or have in its possession for the purposes of issue any advertisement, invitation or document relating to the Certificates, whether in Hong Kong or elsewhere, which is directed at, or the contents of which are likely to be accessed or read by, the public in Hong Kong other than with respect to Certificates which are or are intended to be disposed of only to persons outside Hong Kong or only to “professional investors” within the meaning of the Securities and Futures Ordinance (Cap. 571) of the Laws of Hong Kong and any rules made thereunder.

SUPPLEMENTAL INFORMATION RELATING TO THE ISSUER

The information set out in Appendix II of this document relates to the recent developments in the Issuer's business.

The information set out in Appendix III of this document is an extract of the audited consolidated financial statements of UBS AG and its subsidiaries for the full year ended 31 December 2021.

For more information on the Issuer, please see <http://www.ubs.com/>.

Queries regarding the Certificates may be directed to +852 2971 6668 or OL-HKWarrants@ubs.com.

SUPPLEMENTAL GENERAL INFORMATION

The information set out herein is supplemental to, and should be read in conjunction with, the information set out on page 281 of the Base Listing Document.

1. Save as disclosed in the Base Listing Document and herein, there is no litigation, arbitration or administrative proceedings relating to claims or amounts which are material in the context of the issue of the Certificates to which the Issuer is a party nor, to the best of its knowledge and belief, is there any threatened litigation, arbitration or administrative proceedings relating to claims or amounts which are material in the context of the issue of the Certificates which would in either case jeopardise its ability to discharge its obligations in respect of the Certificates.
 2. UBS AG, Singapore Branch at 9 Penang Road, Singapore 238459, has been authorised to accept, on behalf of the Issuer, service of process and any other notices required to be served on the Issuer. Any notices required to be served on the Issuer should be sent to UBS AG, Singapore Branch at the above address for the attention of Han-Kiat Tan, Legal & Compliance.
 3. Settlement of trades done on a normal “ready basis” on the SGX-ST generally take place on the second Business Day following the transaction. Dealing in the Certificates will take place in board lots of 100 Certificates in Singapore dollars. For further details on the transfer of Certificates and their exercise, please refer to the section headed “Summary of the Issue” above.
 4. It is not the current intention of the Issuer to apply for a listing of the Certificates on any stock exchange other than the SGX-ST.
 5. There has been no adverse change, material in the context of the issue of the Certificates, in the financial position of the Issuer since 31 December 2021.
 6. The following contracts, relating to the issue of the Certificates, have been or will be entered into by the Issuer and may be material to the issue of the Certificates:
 - (a) the Master Instrument; and
 - (b) the Master Warrant Agent Agreement.
- None of the directors of the Issuer has any direct or indirect interest in any of the above contracts.
7. The Issuer has appropriate risk management capabilities to manage the issue of the Certificates.
 8. Copies of the following documents may be inspected during usual business hours on any weekday (Saturdays, Sundays and holidays excepted) at the office of Allen & Gledhill LLP at One Marina Boulevard #28-00, Singapore 018989, during the period of 14 days from the date of this document:

- (a) the articles of association of the Issuer;
- (b) the latest financial reports (including the notes thereto) of the Issuer;
- (c) the Base Listing Document; and
- (d) this document.

APPENDIX I

**REPRODUCTION OF THE CONSOLIDATED FINANCIAL STATEMENTS
FOR THE YEAR ENDED 31 DECEMBER 2021 OF
GEELY AUTOMOBILE HOLDINGS LIMITED AND ITS SUBSIDIARIES**

Hong Kong Exchanges and Clearing Limited and The Stock Exchange of Hong Kong Limited take no responsibility for the contents of this announcement, make no representation as to its accuracy or completeness and expressly disclaim any liability whatsoever for any loss howsoever arising from or in reliance upon the whole or any part of the contents of this announcement.

GEELY

吉利汽車控股有限公司

GEELY AUTOMOBILE HOLDINGS LIMITED

(Incorporated in the Cayman Islands with limited liability)

(Stock code: 175)

FINANCIAL HIGHLIGHTS:

	Year ended 31 December		Change %
	2021 RMB'000	2020 RMB'000	
Sales volume* (Units)	1,328,031	1,320,217	1
Revenue	101,611,056	92,113,878	10
Other income	1,339,074	1,039,382	29
Share-based payments	(1,212,699)	(4,095)	29,514
Gain on disposal of subsidiaries	–	392,040	(100)
Profit for the year	4,353,008	5,574,630	(22)
Profit attributable to equity holders of the Company	4,847,448	5,533,790	(12)
Earnings per share			
Basic (RMB)	0.48	0.56	(15)
Diluted (RMB)	0.48	0.56	(15)
Proposed final dividend (per ordinary share) (HK\$)	0.21	0.20	5

* Included the sales volume of “Lynk&Co” vehicles sold by the Group’s 50%-owned joint venture.

The Board recommends payment of a final dividend of HK\$0.21 per ordinary share (2020: HK\$0.20 per ordinary share), and such proposal is subject to approval by shareholders at the annual general meeting of the Company to be held on Wednesday, 25 May 2022 at 4:00 p.m. (Hong Kong Time).

CONSOLIDATED INCOME STATEMENT

For the year ended 31 December 2021

		2021	2020
	Note	RMB'000	RMB'000
Revenue	5	101,611,056	92,113,878
Cost of sales		<u>(84,198,821)</u>	<u>(77,376,859)</u>
Gross profit		17,412,235	14,737,019
Other income	6	1,339,074	1,039,382
Distribution and selling expenses		(6,322,762)	(5,053,491)
Administrative expenses		(7,907,530)	(5,745,019)
Impairment loss on trade and other receivables	8(c)	(128,290)	(8,594)
Share-based payments		(1,212,699)	(4,095)
Finance income, net	8(a)	280,155	208,322
Share of results of associates		57,984	50,604
Share of results of joint ventures	11	1,147,008	824,810
Gain on disposal of subsidiaries		<u>–</u>	<u>392,040</u>
Profit before taxation	8	4,665,175	6,440,978
Taxation	7	<u>(312,167)</u>	<u>(866,348)</u>
Profit for the year		<u>4,353,008</u>	<u>5,574,630</u>
Attributable to:			
Equity holders of the Company		4,847,448	5,533,790
Non-controlling interests		<u>(494,440)</u>	<u>40,840</u>
Profit for the year		<u>4,353,008</u>	<u>5,574,630</u>
Earnings per share			
Basic	10	RMB0.48	RMB0.56
Diluted	10	<u>RMB0.48</u>	<u>RMB0.56</u>

CONSOLIDATED STATEMENT OF COMPREHENSIVE INCOME

For the year ended 31 December 2021

	2021 RMB'000	2020 RMB'000
Profit for the year	<u>4,353,008</u>	<u>5,574,630</u>
Other comprehensive expense:		
Items that may be reclassified subsequently to profit or loss:		
– Notes receivable at fair value through other comprehensive income		
Change in fair value	(4,304)	(193,361)
Income tax effect	(1,739)	42,935
– Share of other comprehensive expense of associate and joint venture, net of related income tax	(14,032)	–
– Exchange differences on translation of financial statements of foreign operations	(35,442)	(87,533)
– Realisation of translation reserve upon deregistration of a subsidiary	<u>–</u>	<u>17,611</u>
Other comprehensive expense for the year, net of tax	<u>(55,517)</u>	<u>(220,348)</u>
Total comprehensive income for the year	<u><u>4,297,491</u></u>	<u><u>5,354,282</u></u>
Attributable to:		
Equity holders of the Company	4,782,609	5,314,681
Non-controlling interests	<u>(485,118)</u>	<u>39,601</u>
Total comprehensive income for the year	<u><u>4,297,491</u></u>	<u><u>5,354,282</u></u>

CONSOLIDATED STATEMENT OF FINANCIAL POSITION

As at 31 December 2021

	<i>Note</i>	2021 <i>RMB'000</i>	2020 <i>RMB'000</i>
Non-current assets			
Property, plant and equipment		30,858,504	26,574,279
Intangible assets		20,901,178	18,610,115
Land lease prepayments		3,435,744	3,042,911
Goodwill		58,193	42,806
Interests in associates		609,808	494,498
Interests in joint ventures	<i>11</i>	9,594,805	9,194,017
Trade and other receivables	<i>12</i>	800,512	952,356
Financial assets at fair value through profit or loss		351,646	–
Deferred tax assets		2,435,192	970,011
		<u>69,045,582</u>	<u>59,880,993</u>
Current assets			
Inventories		5,521,573	3,690,631
Trade and other receivables	<i>12</i>	31,549,100	27,868,232
Income tax recoverable		140,350	224,608
Derivative financial instruments		66,892	–
Pledged bank deposits		3,912	174,422
Bank balances and cash		28,013,995	18,976,843
		<u>65,295,822</u>	<u>50,934,736</u>
Current liabilities			
Trade and other payables	<i>13</i>	57,392,790	41,516,307
Lease liabilities		198,290	30,380
Bank borrowings		1,906,740	–
Income tax payable		852,737	340,190
		<u>60,350,557</u>	<u>41,886,877</u>
Net current assets		<u>4,945,265</u>	<u>9,047,859</u>
Total assets less current liabilities		<u><u>73,990,847</u></u>	<u><u>68,928,852</u></u>

CONSOLIDATED STATEMENT OF FINANCIAL POSITION (CONTINUED)*As at 31 December 2021*

	<i>Note</i>	2021 <i>RMB'000</i>	2020 <i>RMB'000</i>
CAPITAL AND RESERVES			
Share capital	<i>14</i>	183,015	179,672
Perpetual capital securities	<i>16</i>	3,413,102	3,413,102
Reserves		<u>65,010,029</u>	<u>60,038,340</u>
Equity attributable to equity holders of the Company		68,606,146	63,631,114
Non-controlling interests		<u>1,614,826</u>	<u>582,152</u>
Total equity		<u>70,220,972</u>	<u>64,213,266</u>
Non-current liabilities			
Trade and other payables	<i>13</i>	961,697	385,557
Lease liabilities		502,486	11,915
Bank borrowings		–	1,959,750
Bonds payable	<i>15</i>	1,901,137	1,949,735
Deferred tax liabilities		<u>404,555</u>	<u>408,629</u>
		<u>3,769,875</u>	<u>4,715,586</u>
		<u><u>73,990,847</u></u>	<u><u>68,928,852</u></u>

CONSOLIDATED STATEMENT OF CHANGES IN EQUITY

For the year ended 31 December 2020

	Attributable to equity holders of the Company										Total	
	Share capital	Perpetual capital securities	Share premium	Capital reserve	Statutory reserve	Fair value reserve (recycling)	Translation reserve	Share-based compensation reserve	Retained profits	Sub-total		Non – controlling interests
	RMB'000	RMB'000	RMB'000	RMB'000	RMB'000	RMB'000	RMB'000	RMB'000	RMB'000	RMB'000	RMB'000	RMB'000
Balance at 1 January 2020	167,733	3,413,102	7,591,592	164,790	355,638	-	17,640	100,301	42,624,830	54,435,626	488,840	54,924,466
Profit for the year	-	137,217	-	-	-	-	-	-	5,396,573	5,533,790	40,840	5,574,630
Other comprehensive expense:												
Change in fair value of notes receivable at fair value through other comprehensive income	-	-	-	-	-	(148,955)	-	-	-	(148,955)	(1,471)	(150,426)
Exchange differences on translation of financial statements of foreign operations	-	-	-	-	-	-	(87,765)	-	-	(87,765)	232	(87,533)
Realisation of translation reserve upon deregistration of a subsidiary	-	-	-	-	-	-	17,611	-	-	17,611	-	17,611
Total comprehensive income for the year	-	137,217	-	-	-	(148,955)	(70,154)	-	5,396,573	5,314,681	39,601	5,354,282
Transactions with owners:												
Capital contribution from non-controlling interests	-	-	-	-	-	-	-	-	-	-	53,711	53,711
Transfer of reserves	-	-	-	-	352,000	-	-	-	(352,044)	(44)	-	(44)
Shares issued under share option scheme (note 14(a))	888	-	262,648	-	-	-	-	(65,722)	-	197,814	-	197,814
Shares issued upon placement (note 14(b))	11,051	-	5,926,085	-	-	-	-	-	-	5,937,136	-	5,937,136
Equity settled share-based payments	-	-	-	-	-	-	-	4,095	-	4,095	-	4,095
Transfer upon forfeiture of share options	-	-	-	-	-	-	-	(15,065)	15,065	-	-	-
Distribution paid on perpetual capital securities (note 9(c))	-	(137,217)	-	-	-	-	-	-	-	(137,217)	-	(137,217)
Final dividend approved and paid in respect of the previous year (note 9(b))	-	-	-	-	-	-	-	-	(2,120,977)	(2,120,977)	-	(2,120,977)
Total transactions with owners	11,939	(137,217)	6,188,733	-	352,000	-	-	(76,692)	(2,457,956)	3,880,807	53,711	3,934,518
Balance at 31 December 2020	179,672	3,413,102	13,780,325	164,790	707,638	(148,955)	(52,514)	23,609	45,563,447	63,631,114	582,152	64,213,266

CONSOLIDATED STATEMENT OF CHANGES IN EQUITY (CONTINUED)

For the year ended 31 December 2021

	Attributable to equity holders of the Company											
	Share capital RMB'000 <i>(note 14)</i>	Perpetual capital securities RMB'000 <i>(note 16)</i>	Share premium RMB'000	Capital reserve RMB'000	Statutory reserve RMB'000	Fair value reserve (recycling) RMB'000	Translation reserve RMB'000	Share-based compensation reserve RMB'000	Retained profits RMB'000	Sub-total RMB'000	Non- controlling interests RMB'000	Total RMB'000
Balance at 1 January 2021	179,672	3,413,102	13,780,325	164,790	707,638	(148,955)	(52,514)	23,609	45,563,447	63,631,114	582,152	64,213,266
Profit for the year	-	127,388	-	-	-	-	-	-	4,720,060	4,847,448	(494,440)	4,353,008
Other comprehensive expense:												
Change in fair value of notes receivable at fair value through other comprehensive income	-	-	-	-	-	(5,950)	-	-	-	(5,950)	(93)	(6,043)
Share of other comprehensive expense of associate and joint venture	-	-	-	-	-	(20,381)	6,349	-	-	(14,032)	-	(14,032)
Exchange differences on translation of financial statements of foreign operations	-	-	-	-	-	-	(44,857)	-	-	(44,857)	9,415	(35,442)
Total comprehensive income for the year	-	127,388	-	-	-	(26,331)	(38,508)	-	4,720,060	4,782,609	(485,118)	4,297,491
Transactions with owners:												
Transfer of reserves	-	-	-	-	441	-	-	-	(579)	(138)	-	(138)
Shares issued under share option scheme <i>(note 14(a))</i>	91	-	38,455	-	-	-	-	(7,812)	-	30,734	-	30,734
Equity settled share-based payments	-	-	-	-	-	-	-	1,546,822	-	1,546,822	-	1,546,822
Acquisition of a subsidiary <i>(note 17)</i>	-	-	-	-	-	-	-	-	-	-	823,959	823,959
Capital contribution from non- controlling interests	-	-	-	1,783,777	-	-	-	-	-	1,783,777	1,146,144	2,929,921
Acquisition of additional interests from non-controlling interests	3,252	-	3,386,712	(4,819,909)	-	-	-	-	-	(1,429,945)	(387,243)	(1,817,188)
Distribution paid on perpetual capital securities <i>(note 9(c))</i>	-	(127,388)	-	-	-	-	-	-	-	(127,388)	-	(127,388)
Dividends paid to non-controlling interests	-	-	-	-	-	-	-	-	-	-	(65,068)	(65,068)
Final dividend approved and paid in respect of the previous year <i>(note 9(b))</i>	-	-	-	-	-	-	-	-	(1,611,439)	(1,611,439)	-	(1,611,439)
Total transactions with owners	3,343	(127,388)	3,425,167	(3,036,132)	441	-	-	1,539,010	(1,612,018)	192,423	1,517,792	1,710,215
Balance at 31 December 2021	<u>183,015</u>	<u>3,413,102</u>	<u>17,205,492</u>	<u>(2,871,342)</u>	<u>708,079</u>	<u>(175,286)</u>	<u>(91,022)</u>	<u>1,562,619</u>	<u>48,671,489</u>	<u>68,606,146</u>	<u>1,614,826</u>	<u>70,220,972</u>

CONSOLIDATED STATEMENT OF CASH FLOWS

For the year ended 31 December 2021

		2021	2020
	<i>Note</i>	<i>RMB'000</i>	<i>RMB'000</i>
Cash flows from operating activities			
Profit before taxation		4,665,175	6,440,978
Adjustments for:			
Depreciation and amortisation		6,893,322	5,491,209
Fair value changes on financial assets at fair value through profit or loss (“FVTPL”)	6	(28,621)	–
Equity settled share-based payments		1,212,699	4,095
Finance costs	8(a)	264,829	166,979
Gain on disposal of subsidiaries		–	(392,040)
Impairment loss on trade and other receivables	8(c)	128,290	8,594
Interest income	8(a)	(544,984)	(375,301)
Loss on deregistration of a subsidiary	8(c)	–	18,811
Net foreign exchange (gain)/loss		(67,808)	63,281
Net loss/(gain) on written off/disposal of property, plant and equipment	8(c)	84,513	(7,513)
Share of results of associates		(57,984)	(50,604)
Share of results of joint ventures	11	(1,147,008)	(824,810)
Unrealised gain on derivative financial instruments at FVTPL		(66,892)	–
Write-down for slow-moving inventories	8(c)	49,023	–
Operating profit before working capital changes		11,384,554	10,543,679
Inventories		(1,273,145)	1,104,127
Trade and other receivables		(2,940,174)	(4,029,743)
Trade and other payables		9,374,135	(4,650,266)
Cash generated from operations		16,545,370	2,967,797
Income taxes paid		(1,197,027)	(1,371,205)
<i>Net cash generated from operating activities</i>		15,348,343	1,596,592

CONSOLIDATED STATEMENT OF CASH FLOWS (CONTINUED)

For the year ended 31 December 2021

	Note	2021 RMB'000	2020 RMB'000
Cash flows from investing activities			
Purchase of property, plant and equipment		(2,833,372)	(2,806,586)
Proceeds from disposal of property, plant and equipment		228,359	101,216
Additions of land lease prepayments		(56)	(44,475)
Additions of intangible assets		(3,266,765)	(4,191,189)
Initial/additional capital injection in associates		(60,423)	(49,490)
Initial capital injection in a joint venture	11	(8,300)	–
Dividend received from an associate		–	40,361
Dividend received from a joint venture	11	888,689	–
Proceeds from disposal of intangible assets		13,192	28,594
Purchase of preferred share investments in an unlisted entity		(323,025)	–
Change in pledged bank deposits		170,510	(134,029)
Net cash outflows on acquisition of subsidiaries	17	(2,540,659)	–
Net cash inflows on disposal of subsidiaries		–	819,094
Proceeds from disposal of subsidiaries in previous year		–	507,135
Interest received		572,683	299,132
		<u>(7,159,167)</u>	<u>(5,430,237)</u>
<i>Net cash used in investing activities</i>			
Cash flows from financing activities			
Dividends paid to equity holders of the Company	9(b)	(1,611,439)	(2,120,977)
Dividends paid to non-controlling interests		(65,068)	–
Distribution paid on perpetual capital securities	9(c)	(127,388)	(137,217)
Acquisition of additional interests from non-controlling interests	18(a)	(9,804)	–
Capital contribution from non-controlling interests		2,929,921	53,711
Proceeds from issuance of shares upon exercise of share options	14(a)	30,734	197,814
Proceeds from issuance of shares upon placement	14(b)	–	5,937,136
Payment of lease liabilities	19	(90,251)	(35,320)
Interest paid	19	(140,686)	(133,995)
		<u>916,019</u>	<u>3,761,152</u>
<i>Net cash generated from financing activities</i>			
Net increase/(decrease) in cash and cash equivalents		9,105,195	(72,493)
Cash and cash equivalents at the beginning of the year		18,976,843	19,281,216
Effect of foreign exchange rate changes		(68,043)	(231,880)
		<u>28,013,995</u>	<u>18,976,843</u>
Cash and cash equivalents at the end of the year, represented by bank balances and cash		28,013,995	18,976,843

NOTES

For the year ended 31 December 2021

(Amounts expressed in thousands of Renminbi (“RMB”), unless otherwise stated)

1. GENERAL INFORMATION

Geely Automobile Holdings Limited (the “**Company**”) was incorporated in the Cayman Islands as an exempted company with limited liability. The Company’s shares are listed on the Main Board of The Stock Exchange of Hong Kong Limited (the “**SEHK**”). As at 31 December 2021, the directors consider the immediate holding company of the Company is Proper Glory Holding Inc., which is incorporated in British Virgin Islands (the “**BVI**”). The ultimate holding company of the Company is Zhejiang Geely Holding Group Company Limited# 浙江吉利控股集團有限公司 (“**Geely Holding**”), which is incorporated in the People’s Republic of China (the “**PRC**”) and is beneficially owned by Mr. Li Shu Fu and his associates.

The English translation of the name of the company established in the PRC is for reference only. The official name of the company is in Chinese.

2. STATEMENT OF COMPLIANCE AND BASIS OF PREPARATION

The consolidated financial statements have been prepared in accordance with all applicable Hong Kong Financial Reporting Standards (“**HKFRSs**”), which collective term includes all applicable individual Hong Kong Financial Reporting Standards, Hong Kong Accounting Standards (“**HKASs**”), and Interpretations issued by the Hong Kong Institute of Certified Public Accountants (“**HKICPA**”), accounting principles generally accepted in Hong Kong and the applicable disclosure requirements of the Companies Ordinance.

The consolidated financial statements also comply with the applicable disclosure requirements of the Rules Governing the Listing of Securities on the SEHK (the “**Listing Rules**”).

The HKICPA has issued certain new and amended HKFRSs that are first effective or available for early adoption for the current accounting period of the Company and its subsidiaries (together referred to as the “**Group**”). Note 3 provides information on any changes in accounting policies resulting from initial application of these developments to the extent that they are relevant to the Group for the current and prior accounting periods reflected in these consolidated financial statements.

The consolidated financial statements for the year ended 31 December 2021 comprise the Group and the Group’s interests in associates and joint ventures.

The measurement basis used in the preparation of the consolidated financial statements is the historical cost basis except for certain financial assets are stated at fair value.

3. ADOPTION OF NEW AND AMENDED HKFRSs

3.1 Amended HKFRSs that are effective for annual periods beginning on 1 January 2021

In the current year, the Group has applied for the first time the following amended HKFRSs issued by the HKICPA, which are relevant to the Group's operations and effective for the Group's consolidated financial statements for the annual period beginning on 1 January 2021:

Amendment to HKFRS 16	Covid-19 – Related Rent Concessions
Amendments to HKFRS 9, HKAS 39, HKFRS 7, HKFRS 4 and HKFRS 16	Interest Rate Benchmark Reform – Phase 2

Except for described below, the adoption of the amended HKFRSs had no material impact on how the results and financial position for the current and prior periods have been prepared and presented.

Amendments to HKFRS 9, HKAS 39, HKFRS 7, HKFRS 4 and HKFRS 16 “Interest Rate Benchmark Reform – Phase 2” (“Phase 2 Amendments”)

The Phase 2 Amendments provide practical relief from certain requirements in HKFRSs. These reliefs relate to modifications of financial assets and financial liabilities (measured at amortised costs) and lease contracts or hedging relationships triggered by a replacement of a benchmark interest rate in a contract with a new alternative benchmark risk-free rate.

The Group initially applied Phase 2 Amendments on 1 January 2021 and applied the amendments retrospectively. However, in accordance with the exceptions permitted in Phase 2 Amendments, the Group has elected not to restate the prior period to reflect the application of these amendments, including not providing additional disclosures for 2020.

Impact on measurement of financial assets and financial liabilities

For changes in the basis for determining the contractual cash flows of financial assets and financial liabilities which are measured at amortised cost as a result of interest rate benchmark reform, the Group applies the practical expedient to account for these changes such that it will not derecognise the carrying amounts of financial assets and financial liabilities and recognise an immediate gain or loss for changes solely arose from the interest rate benchmark reform, but will instead revise the effective interest rates of the financial assets and financial liabilities. A change in the basis for determining the contractual cash flows is required by interest rate benchmark reform if the following conditions are met:

- The change is necessary as a direct consequence of the interest rate benchmark reform; and
- The new basis for determining the contractual cash flows is economically equivalent to the previous basis (i.e. the basis immediately before the change).

The amendments do not have material impacts on the consolidated financial result and consolidated financial position as at 1 January 2021 and during the current year.

3.2 Issued but not yet effective HKFRSs

At the date of authorisation of the consolidated financial statements, certain new and amended HKFRSs have been published but are not yet effective, and have not been adopted early by the Group.

HKFRS 17	Insurance Contracts and related amendments ²
Amendments to HKFRS 3	Reference to the Conceptual Framework ⁴
Amendments to HKFRS 10 and HKAS 28	Sale or Contribution of Assets between an Investor and its Associate or Joint Venture ³
Amendments to HKFRS 16	Covid-19-Related Rent Concessions beyond 30 June 2021 ⁵
Amendments to HKAS 1	Classification of Liabilities as Current or Non-current and related amendments to Hong Kong Interpretation 5 (2020) ²
Amendments to HKAS 1 and HKFRS Practice Statement 2	Disclosure of Accounting Policies ²
Amendments to HKAS 8	Definition of Accounting Estimates ²
Amendments to HKAS 12	Deferred Tax related to Assets and Liabilities arising from a Single Transaction ²
Amendments to HKAS 16	Property, Plant and Equipment – Proceeds before Intended Use ¹
Amendments to HKAS 37	Onerous Contracts – Cost of Fulfilling a Contract ¹
Amendments to HKFRSs	Annual Improvements to HKFRS Standards 2018-2020 ¹
Accounting Guideline 5 (Revised)	Merger Accounting for Common Control Combination ⁴

¹ Effective for annual periods beginning on or after 1 January 2022

² Effective for annual periods beginning on or after 1 January 2023

³ Effective date not yet determined

⁴ Effective for business combination/common control combination for which the acquisition/combination date is on or after the beginning of the first annual period beginning on or after 1 January 2022

⁵ Effective for annual periods beginning on or after 1 April 2021

The directors anticipate that all of the pronouncements will be adopted in the Group's accounting policy for the first period beginning on or after the effective date of the pronouncement. Information on new and amended HKFRSs that are expected to have impact on the Group's accounting policies is provided below. Other new and amended HKFRSs are not expected to have a material impact on the Group's consolidated financial statements.

Amendments to HKAS 1 and HKFRS Practice Statement 2 “Disclosure of Accounting Policies”

The amendments to HKAS 1 require entities to disclose material accounting policy information instead of significant accounting policies in its financial statements. The amendments also provide some guidance on how material policy information are being identified and provide some examples of when accounting policy information is likely to be material.

In March 2021, HKICPA issued HKFRS Practice Statement 2 “Making Materiality Judgements” to provide entities with non-mandatory guidance on how to make materiality judgements when preparing their general purpose financial statements in accordance with HKFRS. HKFRS Practice Statement 2 was subsequently revised to provide guidance and examples on how to apply the concept of materiality to accounting policy disclosures.

The amendments to HKAS 1 are effective for annual reporting period beginning on or after 1 January 2023 and are applied prospectively. Earlier application is permitted. Except for the disclosures of accounting policies may need to be revised to cope with the above changes, the directors expect that the amendments have no other material impact on the consolidated financial statements

Amendments to HKAS 8 “Definition of Accounting Estimates”

The amendments clarify how entities should distinguish changes in accounting policies from changes in accounting estimates by introducing a definition for accounting estimates, which is now defined as “monetary amounts in the financial statements that are subject to measurement uncertainty”.

Besides, the amendments also clarify the relationship between accounting policies and accounting estimates by specifying that an entity develops an accounting estimate to achieve the objective set out by an accounting policy. Accounting estimates typically involve the use of judgements or assumptions based on latest available reliable information. A change in accounting estimate that results from new information or new development is not correction of an error. Therefore, the effects of a change in an input or a measurement technique used to develop an accounting estimate are changes in accounting estimates if they do not result from the correction of prior period errors.

The amendments are effective for annual reporting period beginning on or after 1 January 2023 and are applied prospectively. Earlier application is permitted. The directors expect that the amendments have no material impact on the consolidated financial statements.

Amendments to HKAS 12 “Deferred Tax related to Assets and Liabilities arising from a Single Transaction”

The amendments clarify that the initial recognition exemption of deferred tax in HKAS 12 “Income Taxes” does not apply to transactions that give rise to equal taxable and deductible temporary differences, such as lease contracts that give rise to the recognition of a lease liability and the corresponding right-of-use assets and contracts that give rise to the recognition of decommissioning obligations and corresponding amounts recognised as assets. Instead, entities are required to recognise the related deferred tax asset and liability on initial recognition, with the recognition of any deferred tax asset being subject to the recoverability criteria in HKAS 12 “Income Taxes”.

The amendments are effective for annual reporting period beginning on or after 1 January 2023. Earlier application is permitted. The Group is still in the process of assessing the full impact of the application of the amendments. The cumulative effect of initially applying the amendments will be recognised as an adjustment to the opening balance of retained profits at the beginning of the earliest comparative period presented.

4. SEGMENT INFORMATION

The chief operating decision-maker has been identified as the executive directors of the Company collectively, who determine the operating segments of the Group and review the Group's internal reporting in order to assess performance and allocate resources. All of the Group's business operations relate to the production and sales of automobiles, automobile parts and components and battery packs and related parts, provision of research and development and related technological support services and licensing of related intellectual properties with similar economic characteristics. Accordingly, the executive directors review the performance of the Group as a single business segment. No separate analysis of the segment results by reportable segment is necessary.

Geographical information

The following tables set out information about the geographical location of (i) the Group's revenue from external customers and (ii) the Group's property, plant and equipment (including right-of-use assets), intangible assets, interests in associates and joint ventures, goodwill and land lease prepayments ("specified non-current assets"). The geographical location of customers is based on the location at which the services are provided or the goods are delivered. The geographical location of the specified non-current assets is based on the physical location of the assets in the case of property, plant and equipment (including right-of-use assets) and land lease prepayments, the location of the operations to which they are allocated in the case of intangible assets and goodwill, and the location of operations of associates and joint ventures in the case of interests in associates and joint ventures.

	2021 <i>RMB'000</i>	2020 <i>RMB'000</i>
Revenue from external customers		
PRC	91,664,753	85,597,084
Eastern Europe	3,182,535	2,203,083
Malaysia	2,378,608	2,421,314
Middle East	2,071,812	851,405
Northern Europe	1,206,347	600,305
Philippines	618,647	284,490
Central and South America	297,526	83,088
Africa	157,665	49,913
Other countries	33,163	23,196
	<u>101,611,056</u>	<u>92,113,878</u>
Specified non-current assets		
Hong Kong, place of domicile	4,090	744
PRC	65,175,108	57,762,107
Other countries	279,034	195,775
	<u>65,458,232</u>	<u>57,958,626</u>

5. REVENUE

Revenue represents sales of automobiles, automobile parts and components and battery packs and related parts, provision of research and development and related technological support services and licensing of intellectual properties, net of value added tax (“VAT”) or related sales taxes and net of discounts.

	2021 <i>RMB'000</i>	2020 <i>RMB'000</i>
Revenue from contracts with customers within the scope of HKFRS 15 “Revenue from Contracts with Customers” (“HKFRS 15”)		
Disaggregated by major products/services		
– Sales of automobiles and related services	87,697,172	83,814,362
– Sales of automobile parts and components	8,798,409	6,988,524
– Sales of battery packs and related parts	588,885	–
– Research and development and related technological support services	3,251,150	745,071
– Licensing of intellectual properties	1,275,440	565,921
	<u>101,611,056</u>	<u>92,113,878</u>
Disaggregated by timing of revenue recognition		
– At a point in time	98,164,005	91,250,884
– Over time	3,447,051	862,994
	<u>101,611,056</u>	<u>92,113,878</u>

The Group’s customer base is diversified and no customer with whom the transactions has exceeded 10% of the Group’s revenue.

6. OTHER INCOME

	2021 <i>RMB'000</i>	2020 <i>RMB'000</i>
Net realised and unrealised gain on derivative financial instruments	50,317	–
Fair value changes on financial assets at FVTPL	28,621	–
Rental income	41,357	24,569
Gain on disposal of scrap materials	32,828	72,006
Net foreign exchange gain	124,816	–
Net gain on disposal of property, plant and equipment	–	7,513
Government grants and subsidies (<i>note</i>)	731,455	771,502
Sundry income	329,680	163,792
	<u>1,339,074</u>	<u>1,039,382</u>

Note: Government grants and subsidies mainly related to cash subsidies from government in respect of operating and research and development activities which are either unconditional grants or grants with conditions having been satisfied.

7. TAXATION

	2021 <i>RMB'000</i>	2020 <i>RMB'000</i>
Current tax:		
– PRC enterprise income tax	1,812,234	891,023
– Over-provision in prior years	<u>(18,402)</u>	<u>(36,351)</u>
	1,793,832	854,672
Deferred tax	<u>(1,481,665)</u>	<u>11,676</u>
	<u>312,167</u>	<u>866,348</u>

The provision for Hong Kong profits tax is calculated at 16.5% (2020: 16.5%) of the estimated assessable profits for the year, except for a Hong Kong incorporated company within the Group which is a qualifying corporation under the two-tiered profits tax rates regime. Under the two-tiered profits tax rates regime, the first HK\$2,000,000 of profits of qualifying entities are taxed at 8.25%, and the profits above HK\$2,000,000 are taxed at 16.5%. The provision for Hong Kong profits tax for this subsidiary was calculated at the same basis in 2020.

The income tax provision of the Group in respect of its operations in the PRC has been calculated at the applicable tax rate on the estimated assessable profits for the year based on the existing legislation, interpretations and practises in respect thereof. The PRC enterprise income tax rate is 25% (2020: 25%).

Pursuant to the relevant laws and regulations in the PRC, certain PRC subsidiaries of the Group obtained the High and New Technology Enterprises qualification. Accordingly, they enjoyed a preferential income tax rate of 15% for the years ended 31 December 2021 and 2020.

According to relevant laws and regulations promulgated by the State Administration of Taxation of the PRC that was effective from 2018, enterprises engaging in research and development activities were entitled to claim 175% of their research and development costs so incurred as tax deductible expenses when determining their assessable profits for that year up to 31 December 2020. With effect from 1 January 2021, these entities are entitled to claim 200% of their research and development costs for income tax deduction (“**Super Deduction**”). The Group made its best estimate for the Super Deduction to be claimed for the Group’s PRC subsidiaries in ascertaining their assessable profits for the years ended 31 December 2021 and 2020.

The share of results of associates and joint ventures in the consolidated income statement is after income taxes accrued in the appropriate income tax jurisdictions.

Taxation arising in other jurisdictions is calculated at the rates prevailing in the relevant jurisdictions.

The tax charge for the year can be reconciled from the profit before taxation per consolidated income statement as follows:

	2021	2020
	<i>RMB’000</i>	<i>RMB’000</i>
Profit before taxation	<u>4,665,175</u>	<u>6,440,978</u>
Tax at the PRC enterprise income tax rate of 25% (2020: 25%)	1,166,294	1,610,245
Tax effect of expenses not deductible	262,307	56,913
Tax effect of non-taxable income	(190,245)	(188,839)
Tax effect of unrecognised tax losses	89,406	75,429
Utilisation of previously unrecognised tax losses	(5,834)	(67,218)
Tax effect of unrecognised deductible temporary differences	23,640	–
Tax effect of different tax rates of entities operating in other jurisdictions	(72,656)	(55,151)
Deferred tax charge on distributable profits withholding tax	10,989	87,299
Effect of tax concessions and lower tax rates for certain PRC subsidiaries	(473,108)	(397,901)
Super Deduction for research and development costs	(480,224)	(218,078)
Over-provision in prior years	<u>(18,402)</u>	<u>(36,351)</u>
Tax expense for the year	<u>312,167</u>	<u>866,348</u>

The Group is also liable to withholding tax on dividends to be distributed from the Group’s subsidiaries in the PRC in respect of their profits generated from 1 January 2008. Deferred tax liabilities of RMB10,989,000 (2020: RMB87,299,000) were recognised for the distributable profits not yet paid out as dividends that are generated by the PRC subsidiaries of the Company during the year.

8. PROFIT BEFORE TAXATION

Profit before taxation is arrived at after charging/(crediting):

	2021 <i>RMB'000</i>	2020 <i>RMB'000</i>
(a) Finance income and costs		
Finance costs		
Effective interest expenses on bonds payable (<i>note 15</i>)	3,323	3,564
Coupon expense on bonds payable	69,316	74,913
Interest on discounted notes receivable	120,200	30,854
Interest on lease liabilities	13,396	2,852
Interest on bank borrowings wholly repayable within five years	<u>58,594</u>	<u>54,796</u>
	<u>264,829</u>	<u>166,979</u>
Finance income		
Bank and other interest income	<u>(544,984)</u>	<u>(375,301)</u>
Net finance income	<u><u>(280,155)</u></u>	<u><u>(208,322)</u></u>
(b) Staff costs (including directors' emoluments) (<i>note (a)</i>)		
Salaries, wages and other benefits	6,086,427	5,547,019
Retirement benefit scheme contributions (<i>notes (b) and (c)</i>)	421,576	299,469
Equity settled share-based payments	<u>1,212,699</u>	<u>4,095</u>
	<u><u>7,720,702</u></u>	<u><u>5,850,583</u></u>

	2021 <i>RMB'000</i>	2020 <i>RMB'000</i>
(c) Other items		
Depreciation (<i>note (a)</i>):		
– Owned assets	2,461,253	2,189,872
– Right-of-use assets (including land lease prepayments)	<u>206,308</u>	<u>151,229</u>
Total depreciation	<u>2,667,561</u>	<u>2,341,101</u>
Amortisation of intangible assets (related to capitalised product development costs)	4,225,761	3,150,108
Research and development costs	1,292,171	588,100
Auditor's remuneration:		
– Audit services	6,633	5,944
– Non-audit services	1,185	7,005
Cost of inventories recognised as an expense (<i>note (a)</i>), including:		
– Write-down for slow-moving inventories	81,132,359	76,685,864
– Write-down for slow-moving inventories	49,023	–
Impairment loss on trade and other receivables	128,290	8,594
Lease charges on short term leases	29,531	33,993
Loss on deregistration of a subsidiary	–	18,811
Net loss/(gain) on written off/disposal of property, plant and equipment	84,513	(7,513)
Net foreign exchange (gain)/loss	(124,816)	43,135
Net claims paid on defective materials purchased	<u>263,376</u>	<u>136,937</u>

Notes:

- (a) Cost of inventories included RMB6,222,784,000 (2020: RMB5,823,152,000) relating to staff costs and depreciation, which amounts were also included in the respective total amounts disclosed separately for each of these types of expenses.
- (b) Due to the impact of COVID-19, a number of policies including the relief of social insurance had been promulgated by the government from February 2020 to December 2020 to expedite resumption of economic activities, which resulted in the relief of certain contributions to defined contribution scheme during the year ended 31 December 2020.
- (c) At 31 December 2021, the Group had no forfeited contributions available to reduce its contributions to the pension schemes in future years (2020: RMBNil).

9. DIVIDENDS

(a) Dividends payable to ordinary equity holders of the Company attributable to the year:

	2021 <i>RMB'000</i>	2020 <i>RMB'000</i>
Final dividend proposed after the reporting date of Hong Kong dollars (“HK\$”) 0.21 (2020: HK\$0.20) per ordinary share	<u>1,699,495</u>	<u>1,637,367</u>

The final dividend proposed after the reporting date has not been recognised as a liability as at 31 December 2021.

(b) Dividends payable to ordinary equity holders of the Company attributable to the previous financial year, approved and paid during the year:

	2021 <i>RMB'000</i>	2020 <i>RMB'000</i>
Final dividend in respect of the previous financial year, approved and paid during the year of HK\$0.20 (2020: HK\$0.25) per ordinary share	<u>1,611,439</u>	<u>2,120,977</u>

(c) Distribution on perpetual capital securities

The Company made a distribution on perpetual capital securities of RMB127,388,000 (2020: RMB137,217,000) to the securities holders during the year ended 31 December 2021.

10. EARNINGS PER SHARE

(a) Basic earnings per share

The calculation of the basic earnings per share is based on profit for the year attributable to ordinary equity holders of the Company of RMB4,720,060,000 (2020: RMB5,396,573,000) and weighted average number of ordinary shares of 9,820,647,302 shares (2020: 9,552,290,892 shares), calculated as follows:

Profit attributable to ordinary equity holders of the Company

	2021 <i>RMB'000</i>	2020 <i>RMB'000</i>
Profit for the year attributable to equity holders of the Company	4,847,448	5,533,790
Distribution paid on perpetual capital securities	<u>(127,388)</u>	<u>(137,217)</u>
Profit for the year attributable to ordinary equity holders of the Company	<u>4,720,060</u>	<u>5,396,573</u>

Weighted average number of ordinary shares

	2021	2020
Issued ordinary shares as at 1 January (<i>note 14</i>)	9,816,626,540	9,166,997,540
Effect of share options exercised	3,482,652	42,670,401
Effect of shares issued upon placement	–	342,622,951
Effect of shares issued on acquisition of additional interests in a subsidiary	538,110	–
	<hr/>	<hr/>
Weighted average number of ordinary shares as at 31 December	<u>9,820,647,302</u>	<u>9,552,290,892</u>

(b) Diluted earnings per share

The calculation of diluted earnings per share is based on profit for the year attributable to ordinary equity holders of the Company of RMB4,720,060,000 (2020: RMB5,396,573,000) and the weighted average number of ordinary shares (diluted) of 9,886,713,130 shares (2020: 9,561,259,972 shares), calculated as follows:

Weighted average number of ordinary shares (diluted)

	2021	2020
Weighted average number of ordinary shares (basic) as at 31 December	9,820,647,302	9,552,290,892
Effect of deemed issue of shares under the Company's share option scheme	8,418,578	8,969,080
Effect of dilutive potential ordinary shares arising from award shares	57,647,250	–
	<hr/>	<hr/>
Weighted average number of ordinary shares (diluted) as at 31 December	<u>9,886,713,130</u>	<u>9,561,259,972</u>

11. INTERESTS IN JOINT VENTURES

	2021	2020
	<i>RMB'000</i>	<i>RMB'000</i>
Cost of unlisted investments	7,432,506	7,279,102
Unrealised gain on disposal of a subsidiary to a joint venture	(14,943)	(14,943)
Share of post-acquisition results and other comprehensive income	2,177,242	1,929,858
	<hr/>	<hr/>
	<u>9,594,805</u>	<u>9,194,017</u>

Details of the Group’s joint ventures which are unlisted corporate entities whose quoted market prices are not available and accounted for using the equity method in the consolidated financial statements as at 31 December 2021 and 2020, are as follows:

Name of joint ventures	Place of establishments and operations	Form of business structure	Particulars of registered capital	Proportion of ownership interest held by the Group		Principal activities
				2021	2020	
Genius Auto Finance Company Limited ^{#*} (“Genius AFC”) 吉致汽車金融有限公司	PRC	Incorporated	RMB4,000,000,000	80%	80%	Vehicles financing business
LYNK & CO Investment Co., Ltd. [#] (“LYNK & CO Investment”) 領克投資有限公司	PRC	Incorporated	RMB7,500,000,000	50%	50%	Manufacturing and sales of vehicles under the “Lynk & Co” brand
Zhejiang Geely AISIN Automatic Transmission Company Limited [#] (“Zhejiang AISIN”) 浙江吉利愛信自動變速器有限公司	PRC	Incorporated	United States dollars (“US\$”) 117,000,000	40%	40%	Manufacturing and sale of front-wheel drive 8-speed automatic transmissions and related parts and components
Shandong Geely Sunwoda Power Battery Company Limited [#] (“Geely Sunwoda”) 山東吉利欣旺達動力電池有限公司	PRC	Incorporated	RMB100,000,000	41.5%	–	Development, production, sales and after-sales service of hybrid battery cells, battery modules and battery packs
Guangdong Xinyueng Semiconductor Company Limited [#] (“Xinyueng”) 廣東芯粵能半導體有限公司	PRC	Incorporated	RMB400,000,000	40%	–	Provision of integrated circuit design, manufacturing, sales and the manufacturing of semiconductor

[#] The English translation of the names of the companies established in the PRC is for reference only. The official names of the companies are in Chinese.

* Genius AFC is directly held by the Company.

Zhejiang AISIN

On 24 April 2018, the Group entered into a joint venture agreement with AISIN AW Co., Ltd. (“AISIN AW”), an independent third party and a subsidiary of AISIN SEIKI Company Limited, pursuant to which the parties agreed to establish a joint venture company, Zhejiang AISIN. Pursuant to the joint venture agreement, the Group and AISIN AW will contribute to the capital of Zhejiang AISIN by cash as to 40% (equivalent to US\$46,800,000) and 60% (equivalent to US\$70,200,000), respectively. The board of directors of Zhejiang AISIN was setup according to the shareholding ratio by the shareholders. Pursuant to the joint venture agreement, unanimous resolution of all directors for certain key corporate matters is required. Therefore, Zhejiang AISIN is a joint venture company of the Group and its financial results were accounted for in the consolidated financial statements of the Group using the equity method.

LYNK & CO Investment

On 4 August 2017, the Group entered into a joint venture agreement with Zhejiang Haoqing Automobile Manufacturing Company Limited# 浙江豪情汽車製造有限公司 (“**Zhejiang Haoqing**”) and Volvo Car (China) Investment Company Limited# 沃爾沃汽車(中國)投資有限公司 (“**VCI**”), fellow subsidiaries owned by the Company’s ultimate holding company, for the establishment of a joint venture, LYNK & CO Investment, to engage in the manufacturing and sales of vehicles under the “Lynk & Co” brand. LYNK & CO Investment was held as to 50% by the Group, as to 20% by Zhejiang Haoqing and as to 30% by VCI. Pursuant to the joint venture agreement, the board of directors of LYNK & CO Investment consists of four directors, of whom two are nominated by the Group, one is nominated by Zhejiang Haoqing, and one is nominated by VCI. Pursuant to the joint venture agreement, unanimous consent from the three shareholders is needed as certain key corporate matters of LYNK & CO Investment require an unanimous resolution of all directors (present in person or represented by proxy for the board meeting) of LYNK & CO Investment. Therefore, LYNK & CO Investment is under the joint control of the three shareholders. The three shareholders have the rights to the net assets of LYNK & CO Investment. Accordingly, the investment in LYNK & CO Investment was recognised as a joint venture of the Group and accounted for using the equity method.

Genius AFC

Genius AFC was established in August 2015, and was held as to 80% by the Company and as to 20% by BNP Paribas Personal Finance (“**BNPP PF**”) which engages in the vehicles financing business in the PRC. Pursuant to the joint venture agreement, the board of directors was setup according to the respective shareholding ratio, unanimous consent from the Company and BNPP PF is required as either certain key corporate matters of Genius AFC require a positive vote from BNPP PF or unanimous resolution of all directors of Genius AFC. Therefore, Genius AFC is under the joint control of the Company and BNPP PF. Both of the Group and BNPP PF have the rights to the net assets of Genius AFC. Accordingly, the investment in Genius AFC was recognised as a joint venture of the Group and accounted for using the equity method.

On 11 August 2020, BNPP PF served a written notice to the Company on the exercise of the call option associated with the joint venture agreement (the “**Call Option**”) pursuant to which, subject to the agreement on the exercise price and other terms, BNPP PF will acquire from the Company such additional equity interest in Genius AFC to increase its equity interest in Genius AFC up to 50%.

As at 31 December 2021, the exercise price of the Call Option and the exact percentage of equity interest in Genius AFC to be acquired by BNPP PF have not been determined and are subject to agreement by the parties. Please refer to the Company’s announcement dated 12 August 2020 for further details.

As at 31 December 2021, the aggregate bank balances deposited by the Group with Genius AFC amounted to approximately RMB6,600,000,000 (2020: RMB5,303,717,000).

Geely Sunwoda

On 27 July 2021, the Group entered into a joint venture agreement with Sunwoda Electric Vehicle Battery Company Ltd.# 欣旺達電動汽車電池有限公司 (“**Sunwoda**”), an independent third party and Geely Automobile Group Company Limited# 吉利汽車集團有限公司 (“**Geely Holding Automobile**”), a fellow subsidiary owned by the Company’s ultimate holding company, pursuant to which the parties agreed to establish a joint venture company, Geely Sunwoda, to engage in the development, production and sales of hybrid battery cells, battery modules and battery packs. Pursuant to the joint venture agreement, the registered capital of Geely Sunwoda will be contributed as to 41.5% (equivalent to RMB41,500,000), 30% (equivalent to RMB30,000,000) and 28.5% (equivalent to RMB28,500,000) by the Group, Sunwoda and Geely Holding Automobile, respectively. Shareholder’s meeting is the highest authority and the voting rights in the shareholder’s meeting are in proportion to respective shareholding ratio. Certain key corporate matters shall only be decided by more than 80% the voting rights from shareholders of Geely Sunwoda. Therefore, Geely Sunwoda is under the joint control of the three shareholders. The three shareholders have the rights to the net assets of Geely Sunwoda. Accordingly, the investment in Geely Sunwoda was recognised as a joint venture of the Group and accounted for using the equity method.

During the year ended 31 December 2021, the Group and the remaining joint venture partners contributed RMB8,300,000 and RMB11,700,000, respectively, to Geely Sunwoda.

Xinyueneng

During the year ended 31 December 2021, the Group acquired Xinyueneng through a business combination (*note 17*). The cost of the investment in Xinyueneng acquired in the business combination is fair value at the date of acquisition.

Xinyueneng is engaged in the provision of integrated circuit design, manufacturing, sales and the manufacturing of semiconductor. Pursuant to the joint venture agreement, the registered capital of Xinyueneng will be contributed as to 40% (equivalent to RMB160,000,000), 40% (equivalent to RMB160,000,000) and 20% (equivalent to RMB80,000,000) by the Group, Guangdong Xinjuneng Semiconductor Company Limited# 廣東芯聚能半導體有限公司 (“**Guangdong Xinjuneng**”) and Guangzhou Xinxhe Technology, Investment Partnership (Limited Partnership)# 廣州芯合科技投資合夥企業 (有限合夥) (“**Xinxhe Technology**”), respectively. Shareholder’s meeting is the highest authority and the voting rights in the shareholder’s meeting are in proportion to respective subscribed shareholding ratio. Certain key corporate matters shall only be decided by two-thirds of the voting rights from shareholders of Xinyueneng. Therefore, Xinyueneng is under the joint control of the Group and Guangdong Xinjuneng because decisions about the key corporate matters cannot be made without both parties’ agreement. Accordingly, the investment in Xinyueneng was recognised as a joint venture of the Group and accounted for using the equity method.

As at 31 December 2021, the Group and one of the joint venture partners contributed RMB120,000,000 and RMB120,000,000, respectively. However, the remaining joint venture partner has yet made any contribution as at 31 December 2021.

The English translation of the names of the companies established in the PRC is for reference only. The official names of the companies are in Chinese.

Summarised financial information of the Zhejiang AISIN, LYNK & CO Investment and its subsidiaries (“LYNK & CO Group”) and Genius AFC, adjusted for any differences in accounting policies, and a reconciliation to the carrying amount in the consolidated statement of financial position, are disclosed below:

	Zhejiang AISIN		LYNK & CO Group		Genius AFC	
	2021 RMB'000	2020 RMB'000	2021 RMB'000	2020 RMB'000	2021 RMB'000	2020 RMB'000
Non-current assets	1,405,627	1,292,789	14,156,681	11,472,910	1,811,372	1,377,922
Current assets	353,812	346,304	12,560,038	12,615,050	52,663,546	44,753,614
Current liabilities	(159,280)	(74,922)	(14,845,926)	(11,399,157)	(30,705,939)	(26,308,969)
Non-current liabilities	(1,003,564)	(850,000)	(3,886,217)	(3,605,660)	(17,231,651)	(14,345,417)
Net assets	596,595	714,171	7,984,576	9,083,143	6,537,328	5,477,150
The above amounts of assets and liabilities include the following:						
Cash and cash equivalents	290,394	281,310	1,694,958	660,772	5,797,475	3,866,230
Current financial liabilities (excluding trade and other payables and provisions)	-	-	(153,536)	(1,059,166)	(26,364,071)	(22,288,975)
Non-current financial liabilities (excluding trade and other payables and provisions)	(816,816)	(650,000)	(995,435)	(952,551)	(17,231,651)	(14,345,417)
Revenue	143	131	30,109,004	23,781,859	4,136,122	3,268,936
(Loss)/Profit for the year	(117,576)	(41,367)	700,680	511,756	1,060,178	731,849
Other comprehensive expense for the year	-	-	(21,869)	(11,738)	-	-
Total comprehensive (expense)/income for the year	(117,576)	(41,367)	678,811	500,018	1,060,178	731,849
Dividend received from a joint venture	-	-	888,689	-	-	-
The above (loss)/profit for the year including the following:						
Depreciation and amortisation	(19,182)	(1,108)	(2,335,497)	(1,744,342)	(33,486)	(32,521)
Interest income	3,183	7,566	44,847	28,225	4,057,053	3,210,495
Interest expense	(21,940)	(12,833)	(120,210)	(59,586)	(1,701,111)	(1,313,160)
Income tax expense	-	-	(219,199)	(126,969)	(393,976)	(265,194)

Reconciliation of the above summarised financial information to the carrying amount of the Group's interests in joint ventures recognised in the consolidated statement of financial position:

	Zhejiang AISIN		LYNK & CO Group		Genius AFC	
	2021	2020	2021	2020	2021	2020
	<i>RMB'000</i>	<i>RMB'000</i>	<i>RMB'000</i>	<i>RMB'000</i>	<i>RMB'000</i>	<i>RMB'000</i>
Net assets of the joint ventures	596,595	714,171	7,984,576	9,083,143	6,537,328	5,477,150
The Group's effective interests in the joint ventures	<u>40%</u>	<u>40%</u>	<u>50%</u>	<u>50%</u>	<u>80%</u>	<u>80%</u>
The Group's share of the net assets of the joint ventures	238,638	285,668	3,992,288	4,541,572	5,229,862	4,381,720
Unrealised gain on disposal of a subsidiary to a joint venture	<u>-</u>	<u>-</u>	<u>(14,943)</u>	<u>(14,943)</u>	<u>-</u>	<u>-</u>
Carrying amount of the Group's interests in joint ventures	<u>238,638</u>	<u>285,668</u>	<u>3,977,345</u>	<u>4,526,629</u>	<u>5,229,862</u>	<u>4,381,720</u>

Aggregate financial information of joint ventures that are not individually material:

	2021	2020
	<i>RMB'000</i>	<i>RMB'000</i>
Aggregate amounts of the Group's share of loss for the year	(4,444)	-
Aggregate amounts of the Group's share of other comprehensive expense for the year	-	-
Aggregate carrying amount of the Group's interests in these joint ventures	<u>148,960</u>	<u>-</u>

12. TRADE AND OTHER RECEIVABLES

	<i>Note</i>	2021 <i>RMB'000</i>	2020 <i>RMB'000</i>
Trade and notes receivables			
Trade receivables, net of loss allowance			
– Third parties		872,445	429,220
– Joint ventures		731,034	339,094
– Associates		1,682,610	976,738
– Related companies controlled by the substantial shareholder of the Company		<u>3,882,261</u>	<u>2,185,944</u>
	<i>(a)</i>	7,168,350	3,930,996
Notes receivable	<i>(b)</i>	<u>19,863,681</u>	<u>20,625,550</u>
		<u>27,032,031</u>	<u>24,556,546</u>
Deposit, prepayment and other receivables			
Prepayment to suppliers			
– Third parties		622,404	194,981
– Related companies controlled by the substantial shareholder of the Company		<u>241,368</u>	<u>401,883</u>
		863,772	596,864
Deposits paid for acquisition of property, plant and equipment		116,662	164,359
Other contract costs	<i>(c)</i>	433,012	359,283
Utility deposits and other receivables		1,006,913	675,949
VAT and other taxes receivables		<u>2,706,652</u>	<u>2,207,356</u>
		5,127,011	4,003,811
Amounts due from related companies controlled by the substantial shareholder of the Company	<i>(d)</i>	<u>190,570</u>	<u>260,231</u>
		<u>5,317,581</u>	<u>4,264,042</u>
		<u>32,349,612</u>	<u>28,820,588</u>
<i>Representing:</i>			
– Current		31,549,100	27,868,232
– Non-current		<u>800,512</u>	<u>952,356</u>
		<u>32,349,612</u>	<u>28,820,588</u>

(a) Trade receivables

The Group allows average credit periods ranged from 30 days to 90 days to its PRC customers from sales of automobiles, automobile parts and components and battery packs and related parts, provision of research and development and related technological support services. In respect of the trade receivable from related companies arising from the licensing of intellectual properties, it will be settled within five years in accordance with the contract terms. Ageing analysis of the trade receivables of the PRC customers, based on invoice date and net of loss allowance, at the reporting date was as follows:

	2021	2020
	<i>RMB'000</i>	<i>RMB'000</i>
0 – 60 days	3,734,754	2,024,533
61 – 90 days	338,779	10,291
91 – 365 days	202,687	363,989
Over 365 days	445,107	330,687
	<u>4,721,327</u>	<u>2,729,500</u>

For overseas customers, the Group allows credit periods ranged from 30 days to 210 days (2020: 30 days to 720 days). Ageing analysis of the trade receivables of the overseas customers, based on invoice date and net of loss allowance, at the reporting date was as follows:

	2021	2020
	<i>RMB'000</i>	<i>RMB'000</i>
0 – 60 days	1,582,818	478,452
61 – 90 days	281,174	212,027
91 – 365 days	583,031	416,796
Over 365 days	–	94,221
	<u>2,447,023</u>	<u>1,201,496</u>

(b) Notes receivable

All notes receivable are denominated in RMB. As at 31 December 2021 and 2020, all notes receivable were guaranteed by established banks in the PRC and have maturities of less than one year from the reporting date.

The Group manages its notes receivable using the business model whose objective is achieved by both collecting contractual cash flows and selling of these assets. Accordingly, notes receivable are classified as financial assets at fair value through other comprehensive income (“FVOCI”) (recycling) in accordance with HKFRS 9 “Financial Instruments” and are stated at fair value. The fair value is based on the net present value at 31 December 2021 and 2020 from expected timing of endorsements and discounting at the interest rates for the respective notes receivable. The fair value is within level 2 of the fair value hierarchy.

As at 31 December 2021, the Group endorsed certain notes receivable accepted by banks in the PRC (the “**Endorsed Notes**”) with a carrying amount of RMB931,366,000 (2020: RMB646,804,000) to certain of its suppliers in order to settle the trade payables due to such suppliers (the “**Endorsement**”). In the opinion of the directors, the Group has retained the substantial risks and rewards, which include default risks relating to such Endorsed Notes, and accordingly, it continued to recognise the full carrying amounts of the Endorsed Notes and the associated trade payables settled. Subsequent to the Endorsement, the Group did not retain any rights on the use of the Endorsed Notes, including the sale, transfer or pledge of the Endorsed Notes to any other third parties. As at 31 December 2021, the aggregate carrying amount of the trade payables settled by the Endorsed Notes during the year to which the suppliers have recourse was RMB931,366,000 (2020: RMB646,804,000).

As at 31 December 2021, the Group discounted and endorsed certain notes receivable accepted by banks in the PRC (the “**Derecognised Notes**”) to certain banks in order to obtain additional financing or to certain of its suppliers in order to settle the trade payables due to such suppliers with a carrying amount in aggregate of RMB44,965,874,000 (2020: RMB24,756,861,000). The Derecognised Notes had a maturity of less than one year (2020: less than one year) at the end of the reporting period. In accordance with the Law of Negotiable Instruments in the PRC, the holders of the Derecognised Notes have a right of recourse against the Group if the PRC banks default (the “**Continuing Involvement**”). In the opinion of the directors, the Group has transferred substantially all risks and rewards relating to the Derecognised Notes. Accordingly, it has derecognised the full carrying amounts of the Derecognised Notes and the associated liabilities. The maximum exposure to loss from the Group’s Continuing Involvement in the Derecognised Notes and the undiscounted cash flows to repurchase these Derecognised Notes is equal to their carrying amounts.

(c) Other contract costs

Other contract costs capitalised as at 31 December 2021 and 2020 related to the costs incurred in providing internet connectivity services that is used to satisfy the performance obligations for providing such services to customers in the respective sales of automobile contracts at the reporting date. Contract costs are amortised in line with the recognition of the respective revenue in accordance with the terms of the contracts. There was no impairment in relation to the contract costs capitalised during the year (2020: RMBNil).

(d) Amounts due from related companies

The amounts due are unsecured, interest-free and repayable on demand.

13. TRADE AND OTHER PAYABLES

	<i>Note</i>	2021 <i>RMB'000</i>	2020 <i>RMB'000</i>
Trade and notes payables			
Trade payables			
– Third parties		27,711,329	27,315,141
– Associates		999,220	1,334,777
– Joint ventures		5,274	2,711
– Related companies controlled by the substantial shareholder of the Company		<u>3,290,590</u>	<u>1,265,467</u>
	<i>(a)</i>	32,006,413	29,918,096
Notes payable	<i>(b)</i>	<u>106,947</u>	<u>311,273</u>
		<u>32,113,360</u>	<u>30,229,369</u>
Other payables			
Receipts in advance from customers	<i>(c)</i>		
– Third parties		7,458,586	2,589,346
– Associates		8,307	5,004
– Joint ventures		194,088	965
– Related companies controlled by the substantial shareholder of the Company		<u>387,506</u>	<u>195,696</u>
		8,048,487	2,791,011
Deferred government grants which conditions have not been satisfied		3,574,474	900,000
Payables for acquisition of property, plant and equipment		2,304,916	2,528,125
Payables for capitalised product development costs from related companies	<i>(d)</i>	2,345,333	–
Payables for acquisition of additional interests in a subsidiary (<i>note 18(c)</i>)		1,807,384	–
Accrued staff salaries and benefits		1,776,055	1,282,871
VAT and other taxes payables		1,276,494	711,812
Other accrued charges and payables	<i>(e)</i>	<u>4,604,101</u>	<u>3,130,626</u>
		25,737,244	11,344,445
Amounts due to related companies controlled by the substantial shareholder of the Company	<i>(f)</i>	<u>503,883</u>	<u>328,050</u>
		<u>26,241,127</u>	<u>11,672,495</u>
		<u>58,354,487</u>	<u>41,901,864</u>
<i>Representing:</i>			
– Current		57,392,790	41,516,307
– Non-current		<u>961,697</u>	<u>385,557</u>
		<u>58,354,487</u>	<u>41,901,864</u>

(a) Trade payables

Ageing analysis of trade payables, based on invoice date, at the reporting date was as follows:

	2021	2020
	<i>RMB'000</i>	<i>RMB'000</i>
0 – 60 days	29,125,014	26,609,028
61 – 90 days	1,699,916	2,580,039
91 – 365 days	950,736	498,567
Over 365 days	230,747	230,462
	<u>32,006,413</u>	<u>29,918,096</u>

Trade payables are non-interest bearing. The average credit period on the settlement of purchase invoice is 60 days.

(b) Notes payable

All notes payable are denominated in RMB and are notes paid and/or payable to third parties for settlement of trade payables. As at 31 December 2021 and 2020, all notes payable had maturities of less than six months from the reporting date.

As at 31 December 2021 and 2020, the Group has no pledged bank deposits to secure the notes payable.

(c) Receipts in advance from customers

The following amounts represent (i) the advance payments from customers for the sales of automobiles, automobile parts and components and battery packs and related parts and licensing of intellectual properties and (ii) the obligation for service agreed to be part of the sales of automobiles. The respective revenue will be recognised when the performance obligation is satisfied after the automobiles, automobile parts and components and services and battery packs and related parts were delivered to the customers and the right to use of the intellectual properties were obtained by customers.

	2021	2020
	<i>RMB'000</i>	<i>RMB'000</i>
Relating to the sales of automobiles, automobile parts and components and battery packs and related parts	6,689,535	2,333,435
Relating to the licensing of intellectual properties	215,017	–
Relating to the obligation for service agreed to be part of the sales of automobiles	1,143,935	457,576
	<u>8,048,487</u>	<u>2,791,011</u>

The increase in receipts in advance from customers (2020: decrease) was mainly due to the increase (2020: decrease) in advances received from customers in relation to sales of automobiles, automobile parts and components and battery packs and related parts for the year ended 31 December 2021.

Receipts in advance from customers outstanding at the beginning of the year amounting to RMB2,791,011,000 (2020: RMB4,940,701,000) have been recognised as revenue during the year.

The transaction price allocated to the remaining unsatisfied or partially-satisfied performance obligations as at the reporting date was as follows:

	2021 <i>RMB'000</i>	2020 <i>RMB'000</i>
Within one year	182,238	72,019
More than one year	961,697	385,557
	<u>1,143,935</u>	<u>457,576</u>

As permitted under HKFRS 15, the above transaction price allocated to the unsatisfied contracts does not include performance obligation from the Group's contracts with customers for the sales of automobiles, automobile parts and components and battery packs and related parts and licensing of intellectual properties, that have an original expected duration of one year or less.

(d) Payables for capitalised product development costs from related companies

The credit terms for payables for capitalised product development costs from related companies generally ranged from 60 days to 90 days.

(e) Other accrued charges and payables

The amounts mainly comprised (i) deposits provided by automobile dealers and (ii) payables for warranty, advertising and promotion, transportation and general operations.

(f) Amounts due to related companies

The amounts due are unsecured, interest-free and repayable on demand.

14. SHARE CAPITAL

	2021		2020	
	Number of shares	Nominal value RMB'000	Number of shares	Nominal value RMB'000
Authorised:				
Ordinary shares of HK\$0.02 each At 31 December	<u>12,000,000,000</u>	<u>246,720</u>	<u>12,000,000,000</u>	<u>246,720</u>
Issued and fully paid:				
Ordinary shares of HK\$0.02 each At 1 January	9,816,626,540	179,672	9,166,997,540	167,733
Shares issued under share option scheme (note (a))	5,405,000	91	49,629,000	888
Shares issued upon placement (note (b))	–	–	600,000,000	11,051
Shares issued on acquisition of additional interests in a subsidiary (note 18(c))	<u>196,410,000</u>	<u>3,252</u>	<u>–</u>	<u>–</u>
At 31 December	<u>10,018,441,540</u>	<u>183,015</u>	<u>9,816,626,540</u>	<u>179,672</u>

Notes:

- (a) During the year ended 31 December 2021, share options were exercised to subscribe for 5,405,000 ordinary shares (2020: 49,629,000 ordinary shares) of the Company at a consideration of approximately RMB30,734,000 (2020: RMB197,814,000) of which approximately RMB91,000 (2020: RMB888,000) was credited to share capital and approximately RMB30,643,000 (2020: RMB196,926,000) was credited to the share premium account. As a result of the exercise of share options, share-based compensation reserve of RMB7,812,000 (2020: RMB65,722,000) has been transferred to the share premium account.
- (b) On 29 May 2020, the Company entered into a placing agreement (the “**Placing Agreement**”) with placing agents, to procure not less than six placees who are independent third parties to the Company to subscribe for 600,000,000 placing shares at the placing price of HK\$10.8 per placing share (the “**Placing**”). All conditions of the Placing Agreement were fulfilled. The Placing was completed and fully subscribed on 5 June 2020. The gross proceeds from the Placing amounted to approximately HK\$6,480,000,000 (equivalent to approximately RMB5,967,432,000) and the related directly attributable expenses were approximately HK\$32,899,000 (equivalent to approximately RMB30,296,000).

15. BONDS PAYABLE

On 25 January 2018, the Company issued the bonds with an aggregate principal amount of US\$300,000,000 (equivalent to approximately RMB1,944,690,000) (the “**Bonds**”). The Bonds carried interest at 3.625% per annum, payable semi-annually in arrears on 25 January and 25 July of each year, and the maturity date is 25 January 2023.

The Bonds are listed on Singapore Exchange Securities Trading Limited. They constitute direct, unconditional, unsubordinated and (subject to the terms and conditions of the Bonds) unsecured obligations of the Company and shall at all times rank pari passu and without any preference among themselves. The payment obligations of the Company under the Bonds shall, save for such exceptions as may be provided by applicable law and subject to the terms and conditions of the Bonds, at all times rank pari passu with all its other present and future unsecured and unsubordinated obligations.

The carrying amount of the Bonds at initial recognition net of transaction costs amounted to US\$297,296,000 (equivalent to approximately RMB1,927,161,000) and the effective interest rate was 3.825% per annum. The Bonds were measured at amortised cost at the reporting date.

The movements of the Bonds during the year are set out below:

	2021 <i>RMB'000</i>	2020 <i>RMB'000</i>
Carrying amount		
At 1 January	1,949,735	2,060,085
Exchange differences	(51,921)	(113,914)
Interest expenses	<u>3,323</u>	<u>3,564</u>
At 31 December	<u><u>1,901,137</u></u>	<u><u>1,949,735</u></u>

16. PERPETUAL CAPITAL SECURITIES

On 9 December 2019, the Company (the “**Issuer**”) issued 4% senior perpetual capital securities with an aggregate principal amount of US\$500,000,000 (equivalent to approximately RMB3,425,857,000) (the “**Securities**”) which are listed on Singapore Exchange Securities Trading Limited at an issue price of 99.641%. Transaction costs relating to the issue of the Securities amounted to approximately RMB12,755,000. Distribution is payable semi-annually in arrears in equal instalments on 9 June and 9 December of each year based on the distribution rate as defined in the subscription agreement. Distribution by the Issuer may be deferred at its sole discretion. The Securities have no fixed maturity and are redeemable in whole, but not in part, at the Issuer’s option on 9 December 2024, or any distribution payment date falling thereafter at their principal amounts together with any accrued, unpaid or deferred distributions. While any distributions are unpaid or deferred, the Company will not declare, pay dividends or make distributions or similar periodic payments in respect of, or repurchase, redeem or otherwise acquire any securities of lower rank.

As the Securities do not contain any contractual obligation to pay cash or other financial assets, in accordance with HKAS 32 “Financial Instruments: Presentation”, they are classified as equity for accounting purpose. Any distributions made by the Issuer to the holders of the Securities will be deducted directly to equity in the consolidated financial statements.

17. BUSINESS COMBINATIONS

Zeekr Automobile (Ningbo Hangzhou Bay New Zone) Company Limited# 極氪汽車(寧波杭州灣新區)有限公司 (“Zeekr Automobile”)

On 28 April 2021, Zeekr Automobile (Shanghai) Company Limited# 極氪汽車(上海)有限公司 (“**Zeekr Automobile (Shanghai)**”) (formerly known as Shanghai Maple Guorun Automobile Company Limited# 上海華普國潤汽車有限公司) and a fellow subsidiary owned by the Company’s ultimate holding company entered into an acquisition agreement pursuant to which Zeekr Automobile (Shanghai) has conditionally agreed to acquire, and the fellow subsidiary has conditionally agreed to sell the 100% equity interests of Zeekr Automobile for a cash consideration of approximately RMB485,329,000. Zeekr Automobile is engaged in research and development, purchase and sale of the electric mobility related products under the Zeekr brand in the PRC. The acquisition of Zeekr Automobile was completed on 6 July 2021. Please refer to the Company’s announcement dated 28 April 2021 for further details.

The assets acquired and liabilities recognised at the acquisition date are as follows:

	Pre- acquisition carrying amounts	Fair value adjustments	Recognised values on acquisition
	<i>RMB’000</i>	<i>RMB’000</i>	<i>RMB’000</i>
The net assets acquired:			
Property, plant and equipment	32,813	–	32,813
Intangible assets	1,674,498	160,122	1,834,620
Trade and other receivables	106,257	–	106,257
Deferred tax assets	47,154	–	47,154
Bank balances and cash	476,973	–	476,973
Trade and other payables	(1,957,259)	–	(1,957,259)
Lease liabilities	(21,897)	–	(21,897)
Deferred tax liabilities	–	(40,031)	(40,031)
	<u>358,539</u>	<u>120,091</u>	<u>478,630</u>
Goodwill arising on acquisition:			
Cash consideration transferred			485,329
Fair value of identifiable net assets acquired			<u>(478,630)</u>
			<u>6,699</u>
Net cash outflow arising on acquisition of a subsidiary:			
Cash consideration paid			(485,329)
Bank balances and cash acquired			<u>476,973</u>
			<u>(8,356)</u>

No acquisition-related costs had been incurred in relation to the acquisition.

As a result of the acquisition, the Group is expected to increase its manufacturing capacity to meet the increasing demand of automobiles in the PRC, as well as enhancing its production capabilities. Goodwill arose because the consideration paid included amounts in relation to the revenue growth and future market development of the businesses acquired. These benefits are not recognised separately from goodwill, because they do not meet the recognition criteria for identifiable intangible assets. Goodwill arising from the acquisition is not expected to be deductible for tax purpose.

Zeekr Automobile has contributed revenue of RMB1,822,266,000 and loss of RMB369,805,000, respectively from the acquisition date to 31 December 2021.

If the acquisition had occurred on 1 January 2021, the consolidated revenue and consolidated profit of the Group for the year ended 31 December 2021 would be RMB101,611,056,000 and RMB4,211,547,000, respectively. The proforma financial information is for illustrative purpose only and does not necessarily reflect the Group's revenue and operating results if the acquisition had been occurred on 1 January 2021 and could not serve as a basis for the forecast of future operation results.

The English translation of the names of the companies established in the PRC is for reference only. The official names of these companies are in Chinese.

Changxing Geely Automobile Components Company Limited# 長興吉利汽車部件有限公司 (“Changxing Components”)

On 13 May 2021, Zhejiang Jirun Automobile Company Limited# 浙江吉潤汽車有限公司 (“**Jirun Automobile**”) and a fellow subsidiary owned by the Company's ultimate holding company entered into an acquisition agreement pursuant to which Jirun Automobile has conditionally agreed to acquire, and the fellow subsidiary has conditionally agreed to sell the 100% equity interests of Changxing Components for a cash consideration of approximately RMB2,534,689,000. Changxing Components is engaged in research, development, production and sale of complete knock down kits, related automobile components and provision of after-sales services in the PRC. The acquisition of Changxing Components was completed on 8 July 2021. Please refer to the Company's announcement dated 13 May 2021 for further details.

The assets acquired and liabilities recognised at the acquisition date are as follows:

	Pre- acquisition carrying amounts	Fair value adjustments	Recognised values on acquisition
	<i>RMB'000</i>	<i>RMB'000</i>	<i>RMB'000</i>
The net assets acquired:			
Property, plant and equipment	3,022,580	10,482	3,033,062
Intangible assets	64,964	–	64,964
Land lease prepayments	397,952	8,048	406,000
Deferred tax assets	6,459	–	6,459
Trade and other receivables	207,803	–	207,803
Inventories	67,870	–	67,870
Bank balances and cash	1,245	–	1,245
Trade and other payables	(1,253,664)	–	(1,253,664)
Deferred tax liabilities	–	(4,633)	(4,633)
	<u>2,515,209</u>	<u>13,897</u>	<u>2,529,106</u>
Goodwill arising on acquisition:			
Cash consideration transferred			2,534,689
Fair value of identifiable net assets acquired			<u>(2,529,106)</u>
			<u>5,583</u>
Net cash outflow arising on acquisition of a subsidiary:			
Cash consideration paid			(2,534,689)
Bank balances and cash acquired			<u>1,245</u>
			<u><u>(2,533,444)</u></u>

No acquisition-related costs had been incurred in relation to the acquisition.

As a result of the acquisition, the Group is expected to increase its manufacturing capacity to meet the increasing demand of automobiles in the PRC, as well as enhancing its production capabilities. Goodwill arose because the consideration paid included amounts in relation to the revenue growth and future market development of the businesses acquired. These benefits are not recognised separately from goodwill, because they do not meet the recognition criteria for identifiable intangible assets. Goodwill arising from the acquisition is not expected to be deductible for tax purpose.

Changxing Components has contributed revenue of RMBNil and loss of RMB136,969,000, respectively from the acquisition date to 31 December 2021.

If the acquisition had occurred on 1 January 2021, the consolidated revenue and consolidated profit of the Group for the year ended 31 December 2021 would be RMB101,611,056,000 and RMB4,332,921,000, respectively. The proforma financial information is for illustrative purpose only and does not necessarily reflect the Group's revenue and operating results if the acquisition had been occurred on 1 January 2021 and could not serve as a basis for the forecast of future operation results.

Viridi E-Mobility Technology (Ningbo) Company Limited# 威睿電動汽車技術(寧波)有限公司 (“Ningbo Viridi”)

On 2 July 2021, Zeekr Automobile (Shanghai) entered into a subscription agreement with Ningbo Viridi and a fellow subsidiary owned by the Company’s ultimate holding company pursuant to which Zeekr Automobile (Shanghai) has conditionally agreed to subscribe for additional capital of Ningbo Viridi at a cash consideration of approximately RMB860,697,000.

Upon completion of the subscription of Ningbo Viridi, Zeekr Automobile (Shanghai) will hold 51% of the enlarged share capital of Ningbo Viridi. Ningbo Viridi is engaged in research, development, production and sale of automobile components including electric powertrain and battery systems and related products and provision of after-sales services in the PRC. The subscription of Ningbo Viridi was completed on 28 October 2021. Please refer to the Company’s circular dated 4 August 2021 for further details.

The assets acquired and liabilities recognised immediately after the subscription are as follows:

	Pre- subscription carrying amounts	Effect on subscription	Fair value adjustments	Recognised values immediately after the subscription
	<i>RMB'000</i>	<i>RMB'000</i>	<i>RMB'000</i>	<i>RMB'000</i>
The net assets acquired:				
Property, plant and equipment	739,704	–	(5,804)	733,900
Intangible assets	275,865	–	97,357	373,222
Land lease prepayments	54,304	–	12,661	66,965
Interest in a joint venture	118,524	–	26,580	145,104
Trade and other receivables	635,992	860,697	–	1,496,689
Inventories	538,950	–	–	538,950
Bank balances and cash	1,141	–	–	1,141
Trade and other payables	(1,654,800)	–	–	(1,654,800)
Deferred tax liabilities	–	–	(19,620)	(19,620)
	<u>709,680</u>	<u>860,697</u>	<u>111,174</u>	<u>1,681,551</u>
Goodwill arising on acquisition:				
Consideration payable to Ningbo Viridi				860,697
Non-controlling interests at proportionate share of net assets immediately after the subscription				823,959
Fair value of identifiable net assets acquired				<u>(1,681,551)</u>
				<u>3,105</u>
Cash inflow arising on acquisition of a subsidiary:				
Bank balances and cash acquired				<u>1,141</u>

No acquisition-related costs had been incurred in relation to the acquisition.

As a result of the subscription, the Group is expected to increase its manufacturing capacity to meet the increasing demand of automobiles in the PRC, as well as enhancing its production capabilities. Goodwill arose because the consideration paid included amounts in relation to the revenue growth and future market development of the businesses acquired. These benefits are not recognised separately from goodwill, because they do not meet the recognition criteria for identifiable intangible assets. Goodwill arising from the acquisition is not expected to be deductible for tax purpose.

Ningbo Viridi has contributed revenue of RMB861,952,000 and loss of RMB168,195,000, respectively from the completion date of subscription to 31 December 2021.

If the subscription had occurred on 1 January 2021, the consolidated revenue and consolidated profit of the Group for the year ended 31 December 2021 would be RMB102,182,494,000 and RMB4,333,711,000, respectively. The proforma financial information is for illustrative purpose only and does not necessarily reflect the Group's revenue and operating results if the acquisition had been occurred on 1 January 2021 and could not serve as a basis for the forecast of future operation results.

The English translation of the names of the companies established in the PRC is for reference only. The official names of these companies are in Chinese.

18. TRANSACTIONS WITH NON-CONTROLLING INTERESTS

(a) Non-controlling interests arising on change in ownership interests in a subsidiary upon group reorganisation

On 23 March 2021, the Company entered into the framework agreement with Geely Holding, pursuant to which the Company and Geely Holding agreed to form a joint venture company, Zeekr Intelligent Technology Holding Limited (“**Zeekr Holding**”), to engage in the research and development, purchase and sale of the electric mobility related products such as the intelligent electric vehicles under the Zeekr brand and the provision of service relating thereto in the PRC.

Pursuant to the framework agreement, Zeekr Holding will issue 2 billion shares. The Company and Geely Holding will make capital contributions of RMB2 billion in total, and will subscribe for 51% (representing RMB1.02 billion) and 49% (representing RMB980 million) of the total shares to be issued by Zeekr Holding, respectively. After its formation in late March 2021, Zeekr Holding becomes a subsidiary of the Company, and its financial results are consolidated into the consolidated financial statements of the Group.

On 28 April 2021, Value Century Group Limited (“**Value Century**”) and Zhejiang Fulin Guorun Automobile Parts Company Limited# 浙江福林國潤汽車零部件有限公司 (“**Zhejiang Fulin**”), both wholly owned subsidiaries of the Company, a fellow subsidiary owned by the Company's ultimate holding company and Zeekr Holding, a non wholly owned subsidiary of the Company, entered into a disposal agreement pursuant to which Zeekr Holding conditionally agreed to acquire through its indirect wholly foreign-owned subsidiary, and Value Century, Zhejiang Fulin and the fellow subsidiary conditionally agreed to sell, their respective 91%, 8% and 1% equity interest(s) of Zeekr Automobile (Shanghai), for a cash consideration of approximately RMB980.4 million in total. The reorganisation of Zeekr Automobile (Shanghai) was completed in August 2021. Please refer to the Company's announcement dated 28 April 2021 for further details.

Immediately prior to the reorganisation, the carrying amount of the existing 1% non-controlling interests in Zeekr Automobile (Shanghai) was RMB6,797,000. The Group recognised a decrease in non-controlling interests of RMB6,797,000 and a decrease in equity attributable to equity holders of the Company of RMB3,007,000. Following the completion of the reorganisation, Zeekr Automobile (Shanghai) continues to be a subsidiary of the Company and its financial results continue to be consolidated into the consolidated financial statements of the Group.

(b) Non-controlling interests arising on change in ownership interests in subsidiaries upon issuance of new shares

On 27 August 2021, Zeekr Holding entered into a share purchase agreement with five investors, pursuant to which such investors agreed to subscribe for 126,470,585 series pre-A preferred shares (“**Series Pre-A Preferred Shares**”) at a total consideration of US\$500,000,000. Three of the investors completed the subscription for 75,882,351 Series Pre-A Preferred Shares at a total consideration of US\$300,000,000 (equivalent to approximately RMB1,938,150,000) in September 2021. The remaining two investors have not yet completed the subscription as at 31 December 2021.

The major terms of the Series Pre-A Preferred Shares are set out below:

- (i) The Series Pre-A Preferred Shares carry voting rights and can vote together with ordinary shares as a single class on a fully diluted, as converted and as exercised basis.
- (ii) The holders of Series Pre-A Preferred Shares are entitled to dividend on each share held on a pari passu basis with the ordinary shares and the dividend declared or paid is non-cumulative.
- (iii) The Series Pre-A Preferred Shares are non-redeemable.
- (iv) The Series Pre-A Preferred Shares are convertible into ordinary shares of Zeekr Holding on a one to one basis at the options of the holder.

Immediately after the issuance of 75,882,351 Series Pre-A Preferred Shares, the carrying amount of Zeekr Holding was RMB4,217,849,000 and subsequent to the issuance of Series Pre-A Preferred Shares, the equity interests of the Group and Geely Holding in Zeekr Holding was reduced from approximately 51% to 49.13% and from approximately 49% to 47.21%, respectively, and the corresponding carrying amount of approximately 3.66% non-controlling interests in Zeekr Holding was RMB154,373,000. The Group recognised an increase in non-controlling interests of RMB154,373,000 and an increase in equity attributable to equity holders of the Company of RMB1,783,777,000. Notwithstanding that the Group’s equity interests in Zeekr Holding is below 50%, for the reasons that the Group remains as the single largest shareholder in Zeekr Holding with approximately 49% of its equity interests, and the Group can still control the board of directors of Zeekr Holding and continues to be able to control Zeekr Holding.

(c) Acquisition of additional equity interests from non-controlling interests

On 29 October 2021, the Company entered into a share purchase agreement with Geely Group Limited, a company wholly owned by Mr. Li Shu Fu, to acquire approximately 10.6% of the issued ordinary share capital of Zeekr Holding. The consideration paid is satisfied by the allotment and issue of 196,410,000 ordinary shares of the Company and by cash of approximately RMB1,807.4 million. The fair value of the Company's ordinary shares issued are based on the quoted market price at the date of completion of the acquisition. The acquisition was completed in December 2021. Please refer to the Company's announcement dated 29 October 2021 for further details.

Immediately prior to the acquisition, the carrying amount of the existing 10.6% non-controlling interests in Zeekr Holding was RMB380,446,000. The Group recognised a decrease in non-controlling interests of RMB380,446,000 and a decrease in equity attributable to equity holders of the Company of RMB4,816,902,000.

The effect on the equity attributable to equity holders of the Company during the year is summarised as follows:

	2021 RMB'000
Consideration paid to non-controlling interests:	
– Fair value of the Company's ordinary shares issued	3,389,964
– Consideration payable (<i>note 13</i>)*	<u>1,807,384</u>
	5,197,348
Carrying amount of non-controlling interests acquired	<u>(380,446)</u>
Total amount recognised in the capital reserve within equity	<u><u>4,816,902</u></u>

* Pursuant to the share purchase agreement, the consideration payable of RMB1,807,384,000 will be paid by the end of March 2022.

19. CASH FLOW INFORMATION

Reconciliation of liabilities arising from financing activities

The table below details changes in the Group's liabilities from financing activities, including both cash and non-cash changes. Liabilities arising from financing activities are liabilities for which cash flows were, or future cash flows will be, classified in the Group's consolidated statement of cash flows as cash flows from financing activities.

	Dividends payable <i>RMB'000</i>	Lease liabilities <i>RMB'000</i>	Bank borrowings <i>RMB'000</i>	Bonds payable <i>RMB'000</i> <i>(note 15)</i>	Total <i>RMB'000</i>
At 1 January 2020	–	63,589	2,089,110	2,060,085	4,212,784
Changes from financing cash flows:					
Capital element of lease rentals paid	–	(35,320)	–	–	(35,320)
Other borrowing costs paid	–	(2,852)	(54,796)	(76,347)	(133,995)
Dividends paid	<u>(2,120,977)</u>	<u>–</u>	<u>–</u>	<u>–</u>	<u>(2,120,977)</u>
Total changes from financing cash flows	<u>(2,120,977)</u>	<u>(38,172)</u>	<u>(54,796)</u>	<u>(76,347)</u>	<u>(2,290,292)</u>
Exchange adjustments	–	–	(129,360)	(113,914)	(243,274)
Other changes (note):					
Entering into new leases	–	14,026	–	–	14,026
Interest expenses	–	2,852	54,796	78,477	136,125
Dividends declared (note 9(b))	2,120,977	–	–	–	2,120,977
Others	<u>–</u>	<u>–</u>	<u>–</u>	<u>1,434</u>	<u>1,434</u>
Total other changes	<u>2,120,977</u>	<u>16,878</u>	<u>54,796</u>	<u>79,911</u>	<u>2,272,562</u>
At 31 December 2020	<u>–</u>	<u>42,295</u>	<u>1,959,750</u>	<u>1,949,735</u>	<u>3,951,780</u>

	Dividends payable <i>RMB'000</i>	Lease liabilities <i>RMB'000</i>	Bank borrowings <i>RMB'000</i>	Bonds payable <i>RMB'000</i> <i>(note 15)</i>	Total <i>RMB'000</i>
At 1 January 2021	–	42,295	1,959,750	1,949,735	3,951,780
Changes from financing cash flows:					
Capital element of lease rentals paid	–	(90,251)	–	–	(90,251)
Other borrowing costs paid	–	(13,396)	(58,594)	(68,696)	(140,686)
Dividends paid	<u>(1,611,439)</u>	<u>–</u>	<u>–</u>	<u>–</u>	<u>(1,611,439)</u>
Total changes from financing cash flows	<u>(1,611,439)</u>	<u>(103,647)</u>	<u>(58,594)</u>	<u>(68,696)</u>	<u>(1,842,376)</u>
Exchange adjustments	–	–	(53,010)	(51,921)	(104,931)
Other changes (note):					
Entering into new leases	–	726,835	–	–	726,835
Interest expenses	–	13,396	58,594	72,639	144,629
Dividends declared (note 9(b))	1,611,439	–	–	–	1,611,439
Acquisition through business combination (note 17)	–	21,897	–	–	21,897
Others	<u>–</u>	<u>–</u>	<u>–</u>	<u>(620)</u>	<u>(620)</u>
Total other changes	<u>1,611,439</u>	<u>762,128</u>	<u>58,594</u>	<u>72,019</u>	<u>2,504,180</u>
At 31 December 2021	<u>–</u>	<u>700,776</u>	<u>1,906,740</u>	<u>1,901,137</u>	<u>4,508,653</u>

Note: Other changes include interest accruals.

20. EVENT AFTER THE REPORTING DATE

Acquisition of China-Euro Vehicle Technology AB (“CEVT”)

On 2 July 2021, Zeekr Holding and a fellow subsidiary owned by the Company’s ultimate holding company entered into an acquisition agreement pursuant to which Zeekr Holding conditionally agreed to acquire 100% of the equity interests in CEVT for a cash consideration of approximately 1,057.8 million Swedish Krona (equivalent to approximately RMB745.6 million). CEVT principally engaged in automotive design, software systems development, modular development, virtual engineering of intelligent electric vehicles and provision of mobility technology solutions. The acquisition of CEVT was completed in February 2022. Please refer to the Company’s announcement dated 2 July 2021 for further details.

However, as at the date of authorisation of these consolidated financial statements, the initial accounting for the business combination has not yet been completed.

MANAGEMENT DISCUSSION AND ANALYSIS

FINANCIAL REVIEW

Our group's financial performance in 2021 was below the management's original expectations primarily due to the global shortage of chip supply during the year. Total revenue increased by 10% to RMB101.6 billion for the year ended 31 December 2021. Total net profit of our group declined 22% from RMB5.6 billion in 2020 to RMB4.4 billion in 2021. After accounting for non-controlling interests, our net profit attributable to equity holders was down 12% from RMB5.5 billion in 2020 to RMB4.8 billion in 2021. Diluted earnings per share was down 15% to RMB0.48. If the non-cash share-based payment expenses were excluded, our net profit attributable to equity holders would have increased by 9% year-on-year to RMB6.1 billion in 2021. As a result of the continued product mix improvement, our group's average ex-factory selling price ("ASP") during the period increased by 8% as compared to the corresponding period last year. After incorporating the sales of "Lynk&Co" vehicles sold by our 50%-owned joint venture on a proforma basis, our group's combined ASP recorded an increase of 9% year-on-year. Thanks to the product mix improvement, gross profit margin further improved in 2021. During the year, our group continued to generate good operational cash inflow. This, together with the Pre-A round external financing carried out by Zeekr Holding, raised our group's total cash level (bank balances and cash + pledged bank deposits) by 46% to RMB28.0 billion at the end of 2021.

BUSINESS OVERVIEW

We continued to strengthen our leading position in China's passenger vehicle segment during the year, maintaining our positions as the largest indigenous brand vehicle manufacturer and the third largest passenger vehicle brand in terms of sales volume in China, despite the challenge of chip shortage. In 2021, our domestic wholesale volume (including the sales volume[#] of "Lynk&Co" vehicles sold by our 50%-owned joint venture) fell 3% year-on-year ("YoY") to 1,213,023 units. While our export sales volume continued to grow strongly by 58% YoY to 115,008 units in 2021 as a result of the robust recovery of demand in our major export markets. Overall, our group sold a total of 1,328,031 units of vehicles (including the sales volume[#] of "Lynk&Co" vehicles sold by our 50%-owned joint venture) in 2021, up 1% from 2020.

During the year, we expanded into the premium intelligent electric vehicle market through the new subsidiary Zeekr Holding. The creation of Zeekr Holding will accelerate our transformation to a new technology company, allowing us to cope with the rapid changes of the automobile industry. In 2021, Zeekr Holding delivered a total of 6,009 units of its first model namely Zeekr 001 since its first delivery in October 2021.

#: While the total sales volume does not correlate directly to the revenue the Group recognises during a particular period as it includes all sales volume of the Group's 50%-owned Lynk&Co JV on a 100% consolidated basis, the Board believes it is more indicative of the underlying demand of the Group's vehicles.

FINANCIAL RESOURCES

Total capital expenditures on property, plant and equipment, intangible assets (i.e. capitalised product development costs) and land lease prepayments for the Group amounted to RMB6.1 billion in 2021, which was within the budgeted amount of RMB6.5 billion fixed at the beginning of the year. Working capital (inventories + trade and other receivables – trade and other payables) decreased by about RMB11,090 million to deficit RMB20,480 million at the end of 2021. If excluding the changes in working capital related to the acquisition and disposal of subsidiaries, the working capital increased by RMB5.2 billion in 2021. Starting from 2021, the Group tightened its credit policies given to its dealers and suppliers back to normal levels as the negative impact of COVID-19 subsided, resulting in significant increase in net cash inflows from operating activities. Further, as a result of the good operational cash inflow from the Group's operations and the Pre-A round external financing carried out by Zeekr Holding, the Group's total cash level (bank balances and cash + pledged bank deposits) increased by 46% YoY to RMB28.0 billion at the end of 2021. The Group's total borrowings (included bank borrowings and bonds payable) decreased by 3% to RMB3.8 billion. At the end of 2021, the financial position of the Group remained strong with net cash on hand (total cash level – borrowings – perpetual capital securities) at RMB20.8 billion versus a net cash level of RMB12.6 billion six months ago. At the end of 2021, the Group's total borrowings were solely denominated in US\$, which aligned with the currency mix of the Group's revenues from export business. In addition, net notes receivable (notes receivable – notes payable) at the end of 2021 amounted to RMB19.8 billion, which could provide the Group with additional cash reserves when needed through discounting the notes receivable with the banks.

The Group has been assigned credit ratings from both Standard & Poor's Ratings Services and Moody's Investors Service. On 6 December 2021, Standard & Poor upgraded corporate credit rating of the Group from "BBB-/Negative" to "BBB-/Stable". Separately, Moody's Investors Service assigned the Group's credit rating as "Baa3" issuer rating with "stable" outlook.

Budgeted capital expenditures (excluding acquisitions through business combinations) of the Group amount to about RMB9.2 billion in 2022, including the funding for the research and development of new vehicle platforms and models and the financing of the expansion and upgrading of production facilities at existing plants. As at the date of this announcement, the Company has no definite plan or schedule on raising funds in the international capital market.

RESEARCH AND DEVELOPMENT

During the year ended 31 December 2021, the Group recorded a total expense of RMB5,518 million (2020: RMB3,738 million) in relation to its research and development activities and such expense was included in “Administrative expenses” in the consolidated income statement.

Further details were illustrated in the table below:

	2021 <i>RMB('000)</i>	2020 <i>RMB('000)</i>	YoY change (%)
Amortisation of intangible assets (i.e. capitalised product development costs)	4,225,761	3,150,108	34
Research and development costs (i.e. not qualified for capitalisation)	<u>1,292,171</u>	<u>588,100</u>	<u>120</u>
Total research and development costs charged to profit or loss	<u>5,517,932</u>	<u>3,738,208</u>	<u>48</u>

As most of the ongoing research and development projects are for new technologies not yet used in existing products, a large proportion of the relevant expenditures were capitalised, and only amortised to expenses after the products using the technologies were offered to the market.

In 2021, the increase in capitalised product development costs of RMB4.3 billion, included in the intangible assets of the consolidated statement of financial position, is primarily related to vehicle model development. The remaining is for the development of powertrain and new energy vehicle technologies.

OUTLOOK

The intensified competition in China, the rise in raw material prices, other pandemic-related disruptions and global shortage of chip supply have showed no sign of subsiding and should continue to put pressure on the sales performance and profitability of the Group in 2022. Further, Zeekr Holding is still in an earlier stage of development with high operating costs and limited revenues. Longer-term, the shift of demand from conventional vehicles to new energy vehicles (“NEV(s)”) and intelligent/connected vehicles and the scheduled relaxation of foreign investment in China’s automobile industry over the next few years should represent additional challenges to the Chinese passenger vehicle manufacturers.

On the positive front, the Group maintained its leading position in China’s passenger vehicle market. The Group’s financial position has strengthened further as a result of the robust operational cash-flow generated over the past few years and new equity fundings raised from a few well-timed equity issues. These should enable the Group to continue its investment for the future and adapt to the dynamic market changes promptly.

In view of the huge challenges ahead, we should stay at our original intention, keep our proven strategy and maintain our competitive edges and the pace for quality sustainable development. The Group will continue to increase the proportion of NEVs in its total sales volume by introducing more competitive NEV products. In addition, we should adhere to the central line of “Smart Geely 2025” strategy, which includes focusing on strategic products like China Star product series, accelerating the layout of NEVs, accelerating the development of intelligent applications and enhancing the ultimate user experience.

Further, the Group will continue to enhance its products portfolio, aiming at improving the overall profitability of such portfolio. The amount of new product offerings should stay at high levels in the coming years, providing sufficient momentum for the Group to sustain growth in the long run.

The Group had almost completed the rebranding and restructuring of its distribution channels in its major export markets. Localisation of production to reduce costs and currency risk has yielded positive results in markets like Malaysia, where customer feedback and demand for the Group’s products improved significantly. In a few years’ time, exports would not only become a key driver to the Group’s growth, but also help to further enhance the Group’s economies of scale. In 2022, the Group will go ahead to further expand its export sales to new markets in Southeast Asia, the Middle East and Western Europe.

Major acquisitions in the automobile sector by the Group’s parent Geely Holding over the past few years, and its recent strategic collaborations with leading technological partners around the world, have started to create synergies and huge opportunities for the Group in both its existing automobile business and other new business areas. The partnership created by these acquisitions or collaborations should provide the Group substantial opportunities for technologies and costs sharing, economies of scale and new market penetration. Longer-term, these acquisitions or collaborations should provide additional sources for growth for the Group.

The Group’s board of directors sets the Group’s sales volume target for the year of 2022 at 1,650,000 units (including the sales volume target for “Lynk&Co” vehicles), representing an increase of around 24% from the total sales volume achieved in 2021.

CAPITAL STRUCTURE AND TREASURY POLICIES

The Group funds its short-term working capital requirement mainly through its own operational cash flow, short-term bank loans from commercial banks in China and Hong Kong and the payment credit from its suppliers. For its longer-term capital expenditures including product and technology development costs, investment in the construction, expansion and upgrading of production facilities, the Group’s strategy is to fund these longer-term capital commitments by a combination of its operational cash flow, bank borrowings and fund raising exercises in the capital market.

As at 31 December 2021 the Group’s shareholders’ funds amounted to approximately RMB68.6 billion (As at 31 December 2020: approximately RMB63.6 billion). The Company issued 5,405,000 ordinary shares upon exercise of share options and 196,410,000 ordinary shares to increase additional interests in its key subsidiary, namely Zeekr Holding, during the year.

EXPOSURE TO FOREIGN EXCHANGE RISK

During the year, the Group's operations were principally related to domestic sales of automobiles and related automobile parts and components in the PRC and the Group's assets and liabilities were mainly denominated in Renminbi (RMB), the functional currency of the Company and its key subsidiaries.

In terms of export operations, most of the Group's export sales were denominated in United States dollars (US\$) during the year. Also, the Group could face foreign exchange risk, particularly in emerging markets if it had local subsidiaries, associates or joint ventures in overseas export markets. The devaluation of local currencies in overseas markets could result in foreign exchange losses and affect the Group's competitiveness and therefore its sales volume in these markets. To mitigate the foreign exchange risk, the Group entered into foreign currency forward contracts during the year and has embarked on plans to build additional overseas plants to increase the proportion of its costs in local currencies to engage in local business activities. Also, to compensate for higher costs in export markets, the Group has speeded up the renewal of its export models, and has started to streamline its export operations displaying comparative advantages with an aim to achieve higher customer satisfaction, better operating efficiency and economies of scale in its export markets.

The Group's management would also closely monitor the market situation and might consider other tools to manage foreign exchange risk whenever necessary.

LIQUIDITY AND FINANCIAL RESOURCES

As at 31 December 2021, the Group's current ratio (current assets/current liabilities) was about 1.08 (As at 31 December 2020: 1.22) and the gearing ratio of the Group was about 5.6% (As at 31 December 2020: 6.1%) which was calculated on the Group's total borrowings (excluding trade and other payables and lease liabilities) to total shareholders' equity (excluding non-controlling interests). Working capital (inventories + trade and other receivables – trade and other payables) decreased by about RMB11,090 million to deficit RMB20,480 million at the end of 2020. If excluding the changes in working capital related to the acquisition and disposal of subsidiaries, the working capital decreased by RMB5.2 billion in 2021. Starting from 2021, the Group tightened its credit policies given to its dealers and suppliers back to normal levels as the negative impact of COVID-19 subsided, resulting in significant increase in net cash inflows from operating activities. Further, as a result of the good operational cash inflow from the Group's operations and the Pre-A round external financing carried out by Zeekr Holding, the Group's total cash level (bank balances and cash + pledged bank deposits) increased by 46% year-on-year to RMB28.0 billion at the end of 2021. The Group's total borrowings (included bank borrowings and bonds payable, but excluded perpetual capital securities) decreased by 3% to RMB3.8 billion. Accordingly, it resulted in a slight decrease in current ratio at the end of year 2021 over the previous year.

Total borrowings (excluding trade and other payables and lease liabilities) as at 31 December 2021 amounted to approximately RMB3.8 billion (As at 31 December 2020: approximately RMB3.9 billion) were mainly the Group's borrowings and bonds payable. At the end of 2021, the Group's total borrowings were denominated in United States Dollars (US\$). They were well matched by the currency mix of the Group's revenues, which were mainly denominated in US\$. For the borrowings, they were unsecured, interest-bearing and repaid on maturity. Should other opportunities arise requiring additional funding, the Directors believe the Group is in a good position to obtain such financing.

EMPLOYEES' REMUNERATION POLICY

As at 31 December 2021, the total number of employees of the Group was about 44,000 (As at 31 December 2020: 38,000). Employees' remuneration packages are based on individual experience and work profile. The packages are reviewed annually by the management who takes into account the overall performance of the working staff and market conditions. The Group also participates in the Mandatory Provident Fund Scheme in Hong Kong and state-managed retirement benefit scheme in the PRC. In addition, employees are eligible for share options under the share option scheme and share awards under the share award scheme adopted by the Company.

PURCHASE, SALE OR REDEMPTION OF THE COMPANY'S LISTED SECURITIES

Neither the Company nor any of its subsidiaries purchased, sold or redeemed any of the Company's listed securities during the year ended 31 December 2021.

PROPOSED FINAL DIVIDEND

The directors have recommended the payment of a final dividend of HK\$0.21 per ordinary share for the year ended 31 December 2021. The proposed final dividend payments are subject to approval by the shareholders of the Company at the annual general meeting to be held on Wednesday, 25 May 2022 at 4:00 p.m. (Hong Kong Time). Upon shareholders' approval at the upcoming annual general meeting, the proposed final dividend will be paid in July 2022 to shareholders whose names shall appear on the register of members of the Company on 10 June 2022.

CLOSING OF REGISTER OF MEMBERS

The register of members of the Company will be closed from 20 May 2022 to 25 May 2022, both dates inclusive, during which period no transfer of shares will be registered. In order to establish entitlements of attending and voting at the forthcoming annual general meeting of the Company to be held on 25 May 2022, all completed transfer forms accompanied by the relevant share certificates must be lodged with the Company's Share Registrar in Hong Kong, Union Registrars Limited, at Suites 3301-04, 33/F., Two Chinachem Exchange Square, 338 King's Road, North Point, Hong Kong, for registration not later than 4:00 p.m. on 19 May 2022.

The register of members of the Company will be closed from 7 June 2022 to 10 June 2022, both dates inclusive, during which period no transfer of shares will be registered. In order to qualify for the proposed final dividend, all completed transfer forms accompanied by the relevant share certificates must be lodged with the Company's Share Registrar in Hong Kong, Union Registrars Limited, at Suites 3301-04, 33/F., Two Chinachem Exchange Square, 338 King's Road, North Point, Hong Kong, for registration not later than 4:00 p.m. on 6 June 2022.

CORPORATE GOVERNANCE

For the year ended 31 December 2021, the Company has complied with the code provisions (“**CPs**”) of the Corporate Governance Code and Corporate Governance Report (“**CG Code**”), as set out in Appendix 14 to the Listing Rules, except for CPs A.2.7, A.6.5 and E.1.2.

CP A.2.7 provides that the Chairman should at least annually hold meetings with the independent non-executive directors without the presence of other directors. During the year ended 31 December 2021, a formal meeting could not be arranged between the Chairman and the independent non-executive directors without the presence of other directors. Although such meeting was not held during the year, the Chairman has delegated the company secretary to gather any concerns and/or questions that the independent non-executive directors might have and report to him for considering whether any follow-up meeting is necessary.

CP A.6.5 provides that the Company should be responsible for arranging and funding suitable training, placing an appropriate emphasis on the roles, functions and duties of a listed company director. During the year, the Company did not host a continuous professional development (“**CPD**”) session for the directors as the Company has made alternative arrangement so that the directors may elect to participate in courses and topics of their own interests. To accommodate the directors’ development and to refresh their knowledge and skills, so as to ensure that their contribution to the Board would remain informed and relevant, the directors can submit their applications with details of the curriculum and the relevant course fees to the Chief Executive Officer of the Company (“**CEO**”). Once the training is considered acceptable, the course fees will be fully reimbursed when valid payment receipts are presented.

CP E.1.2 provides that the Chairman and the chairman of respective Board committees should attend the annual general meeting of the Company. During the year ended 31 December 2021, the Chairman did not attend the annual general meeting of the Company due to conflict of his schedules and other prior business engagement in the PRC. If the Chairman could not attend the general meeting of the Company, he would assign an executive director, who does not have a material interest in the businesses contemplating in the meeting and should report to him on any enquiries Shareholders might have, to attend such general meeting on his behalf. Further, the Company would facilitate a conference call for Shareholders and the directors who are unable to attend in person (including the Chairman) to discuss any specific enquiries with respect to the businesses contemplating in the general meeting. Through these measures, views of the Shareholders would be properly communicated to the Board as a whole. In addition, the external auditor will be invited to attend the annual general meeting of the Company to answer questions about the conduct of the audit, the preparation and content of the auditor’s report, accounting policies and auditor’s independence.

The Company held its annual general meeting (“**AGM**”) on 24 May 2021. Due to conflict of his schedules and other prior business engagement in the PRC, Mr. Li Shu Fu, the Chairman, was unable to attend the general meeting but he assigned an executive director to report to him on any enquiries the Shareholders might have after the meeting. One executive director, one independent non-executive director and the Company’s external auditor attended and answered questions raised by the Shareholders at the meeting physically. Three independent non-executive directors and five executive directors participated the meeting via conference call.

MODEL CODE FOR SECURITIES TRANSACTIONS BY DIRECTORS

During the year, the Company adopted the Model Code for Securities Transactions by Directors of Listed Issuers (the “**Model Code**”) as set out in Appendix 10 of the Listing Rules as its own Code for Securities Transactions by Officers (the “**Code**”). All directors of the Company have confirmed their compliance during the year with the required standards set out in the Model Code and the Code.

AUDIT COMMITTEE

The Listing Rules require every listed issuer to establish an Audit Committee comprising at least three members who must be non-executive directors only, and the majority thereof must be independent non-executive directors, at least one of whom must have appropriate professional qualifications, or accounting or related financial management expertise. The Audit Committee is accountable to the Board and the primary duties of the Audit Committee include the review and supervision of the Group’s financial reporting process, risk management and internal controls. The Audit Committee currently comprises Mr. Lee Cheuk Yin, Dennis, Mr. Yeung Sau Hung, Alex, Mr. An Qing Heng, Mr. Wang Yang, Ms. Lam Yin Shan, Jocelyn and Ms. Gao Jie, who are the independent non-executive directors of the Company.

The Audit Committee has reviewed the consolidated results of the Group for the year ended 31 December 2021.

ANNUAL GENERAL MEETING

The annual general meeting of the Company will be held in Hong Kong on Wednesday, 25 May 2022 at 4:00 p.m. (Hong Kong Time). A notice of the annual general meeting will be issued and delivered to shareholders of the Company in due course.

SCOPE OF WORK OF THE AUDITOR

The figures in respect of the preliminary announcement of the Group’s results for the year ended 31 December 2021 have been agreed by the Group’s auditor, Grant Thornton Hong Kong Limited (the “**Auditor**”), to the amounts set out in the Group’s draft consolidated financial statements for the year. The work performed by the Auditor in this respect did not constitute an assurance engagement in accordance with Hong Kong Standards on Auditing, Hong Kong Standards on Review Engagements or Hong Kong Standards on Assurance Engagements issued by the Hong Kong Institute of Certified Public Accountants and consequently no assurance has been expressed by the Auditor on the preliminary announcement.

PUBLICATION OF ANNUAL REPORT ON THE WEBSITES OF THE COMPANY AND THE STOCK EXCHANGE OF HONG KONG LIMITED

Pursuant to the requirements of the Listing Rules regarding the reporting period, the 2021 annual report will set out all information disclosed in the annual results announcement for 2021 and will be disclosed on the websites of the Company (<http://www.geelyauto.com.hk>) and The Stock Exchange of Hong Kong Limited (<http://www.hkexnews.hk>) on or before 30 April 2022.

By Order of the Board of
Geely Automobile Holdings Limited
Li Shu Fu
Chairman

Hong Kong, 23 March 2022

As at the date of this announcement, the executive directors of the Company are Mr. Li Shu Fu (Chairman), Mr. Yang Jian (Vice Chairman), Mr. Li Dong Hui, Daniel (Vice Chairman), Mr. Gui Sheng Yue (Chief Executive Officer), Mr. An Cong Hui, Mr. Ang Siu Lun, Lawrence and Ms. Wei Mei, and the independent non-executive directors of the Company are Mr. Lee Cheuk Yin, Dannis, Mr. Yeung Sau Hung, Alex, Mr. An Qing Heng, Mr. Wang Yang, Ms. Lam Yin Shan, Jocelyn and Ms. Gao Jie.

APPENDIX II

RECENT DEVELOPMENTS IN THE ISSUER'S BUSINESS

This section supersedes in its entirety the section in the Base Listing Document entitled "Information Relating to UBS AG".

1. Overview

UBS AG ("**Issuer**") with its subsidiaries (together, "**UBS AG consolidated**", or "**UBS AG Group**"; together with UBS Group AG, which is the holding company of UBS AG, and its subsidiaries, "**UBS Group**", "**Group**", "**UBS**" or "**UBS Group AG consolidated**") provides financial advice and solutions to private, institutional and corporate clients worldwide, as well as private clients in Switzerland. The operational structure of the Group is comprised of the Group Functions and four business divisions: Global Wealth Management, Personal & Corporate Banking, Asset Management and the Investment Bank.

On 31 December 2021, UBS Group's common equity tier 1 ("**CET1**") capital ratio was 15.0%, the CET1 leverage ratio was 4.24%, the total loss-absorbing capacity ratio was 34.7%, and the total loss-absorbing capacity leverage ratio was 9.8%.¹ On the same date, invested assets stood at USD 4,596 billion, equity attributable to shareholders was USD 60,662 million and market capitalisation was USD 61,230 million. On the same date, UBS employed 71,385 people.²

On 31 December 2021, UBS AG consolidated CET1 capital ratio was 13.9%, the CET1 leverage ratio was 3.90%, the total loss-absorbing capacity ratio was 33.3%, and the total loss-absorbing capacity leverage ratio was 9.3%.¹ On the same date, invested assets stood at USD 4,596 billion and equity attributable to UBS AG shareholders was USD 58,102 million. On the same date, UBS AG Group employed 47,067 people.²

The rating agencies S&P Global Ratings Europe Limited ("**S&P**"), Moody's Deutschland GmbH ("**Moody's**"), and Fitch Ratings Limited ("**Fitch**") have published solicited credit ratings reflecting their assessment of the creditworthiness of UBS AG, i.e. its ability to fulfil in a timely manner payment obligations, such as principal or interest payments on long-term loans, also known as debt servicing. The ratings from Fitch and S&P may be attributed a plus or minus sign, and those from Moody's a number. These supplementary attributes indicate the relative position within the respective rating class. UBS AG has a long-term counterparty credit rating of A+ from S&P, long-term senior debt rating of Aa3 from Moody's, and long-term issuer default rating of AA- from Fitch.

An explanation of the significance of ratings may be obtained from the rating agencies. Generally, rating agencies base their ratings on such material and information, and such of their own investigations, studies and assumptions, as they deem appropriate. The ratings of UBS AG should be evaluated independently from similar ratings of other entities, and from the rating, if any, of its securities. A credit rating is not a recommendation to buy, sell or hold securities issued or guaranteed by the rated entity and may be subject to review, revision, suspension, reduction or withdrawal at any time by the assigning rating agency. Fitch is established in the UK and registered under Regulation (EU) No 1060/2009 as it forms part of domestic law of the UK by virtue of the EUWA (the "**UK CRA Regulation**") and currently appears on the list of credit rating agencies registered or certified with the Financial Conduct Authority published on its website www.fca.org.uk/markets/credit-rating-agencies/registered-certified-cras. Ratings given by Fitch are endorsed by Fitch Ratings Ireland Limited, which is established in the EEA and registered under Regulation (EU) No 1060/2009, as

¹ All figures based on the Swiss systemically relevant bank framework. Refer to the "Capital management" section of the Annual Report 2021 for more information.

² Full-time equivalents.

amended (the "**EU CRA Regulation**") and currently appears on the list of credit ratings agencies published by ESMA on its website www.esma.europa.eu in accordance with the EU CRA Regulation. S&P and Moody's are established in the European Union and registered under the EU CRA Regulation and currently appear on the list of credit ratings agencies published by ESMA on its website in accordance with the EU CRA Regulation. Ratings given by S&P and Moody's are endorsed by Standard & Poor's Global Ratings UK Limited and Moody's Investors Service Ltd, respectively, which are established in the UK and registered under the UK CRA Regulation and currently appear on the list of credit rating agencies registered or certified with the FCA published on its website.

No profit forecasts or estimates are included in this document.

No recent events particular to the Issuer have occurred which are to a material extent relevant to the evaluation of the Issuer's solvency.

2. Information about the Issuer

2.1 Corporate Information

The legal and commercial name of the Issuer is UBS AG.

The Issuer was incorporated under the name SBC AG on 28 February 1978 for an unlimited duration and entered in the Commercial Register of Canton Basel-City on that day. On 8 December 1997, the Issuer changed its name to UBS AG. The Issuer in its present form was created on 29 June 1998 by the merger of Union Bank of Switzerland (founded 1862) and Swiss Bank Corporation (founded 1872). UBS AG is entered in the Commercial Registers of Canton Zurich and Canton Basel-City. The registration number is CHE-101.329.561.

UBS AG is incorporated and domiciled in Switzerland and operates under the Swiss Code of Obligations as an Aktiengesellschaft, a corporation limited by shares. UBS AG's Legal Entity Identifier (LEI) code is BFM8T61CT2L1QCEMIK50.

According to article 2 of the articles of association of UBS AG dated 26 April 2018 ("**Articles of Association**"), the purpose of UBS AG is the operation of a bank. Its scope of operations extends to all types of banking, financial, advisory, trading and service activities in Switzerland and abroad. UBS AG may establish branches and representative offices as well as banks, finance companies and other enterprises of any kind in Switzerland and abroad, hold equity interests in these companies, and conduct their management. UBS AG is authorized to acquire, mortgage and sell real estate and building rights in Switzerland and abroad. UBS AG may borrow and invest money on the capital markets. UBS AG is part of the group of companies controlled by the group parent company UBS Group AG. It may promote the interests of the group parent company or other group companies. It may provide loans, guarantees and other kinds of financing and security for group companies.

The addresses and telephone numbers of UBS AG's two registered offices and principal places of business are: Bahnhofstrasse 45, CH-8001 Zurich, Switzerland, telephone +41 44 234 1111; and Aeschenvorstadt 1, CH-4051 Basel, Switzerland, telephone +41 61 288 5050.

2.2 UBS's borrowing and funding structure and financing of UBS's activities

For information on UBS's expected financing of its business activities, please refer to "*Liquidity and funding management*" in the "*Capital, liquidity and funding, and balance sheet*" section of the Annual Report 2021.

3. Business Overview

3.1 Organisational Structure of the Issuer

UBS AG is a Swiss bank and the parent company of the UBS AG Group. It is 100% owned by UBS

Group AG, which is the holding company of the UBS Group. UBS operates as a group with four business divisions and Group Functions.

In 2014, UBS began adapting its legal entity structure in response to too-big-to-fail requirements and other regulatory initiatives. First, UBS Group AG was established as the ultimate parent holding company for the Group. In 2015, UBS AG transferred its personal & corporate banking and Swiss-booked wealth management businesses to the newly established UBS Switzerland AG, a banking subsidiary of UBS AG in Switzerland. That same year, UBS Business Solutions AG, a wholly owned subsidiary of UBS Group AG, was established and acts as the Group service company. In 2016, UBS Americas Holding LLC became the intermediate holding company for UBS's US subsidiaries and UBS's wealth management subsidiaries across Europe were merged into UBS Europe SE, UBS's German-headquartered European subsidiary. In 2019, UBS Limited, UBS's UK headquartered subsidiary, was merged into UBS Europe SE.

UBS Group AG's interests in subsidiaries and other entities as of 31 December 2021, including interests in significant subsidiaries, are discussed in "Note 29 Interests in subsidiaries and other entities" to the UBS Group AG's consolidated financial statements included in the UBS Group AG and UBS AG Annual Report 2021 published on 07 March 2022 ("**Annual Report 2021**").

UBS AG's interests in subsidiaries and other entities as of 31 December 2021, including interests in significant subsidiaries, are discussed in "Note 29 Interests in subsidiaries and other entities" to the UBS AG's consolidated financial statements included in the Annual Report 2021.

UBS AG is the parent company of, and conducts a significant portion of its operations through, its subsidiaries. UBS AG has contributed a significant portion of its capital and provides substantial liquidity to subsidiaries. In addition, UBS Business Solutions AG provides substantial services to group companies including UBS AG and its subsidiaries. To this extent, UBS AG is dependent on certain of the entities of the UBS AG Group and of the UBS Group.

3.2 Principal activities

UBS businesses are organised globally into four business divisions: Global Wealth Management, Personal & Corporate Banking, Asset Management, and the Investment Bank. All four business divisions are supported by Group Functions. Each of the business divisions and Group Functions are described below. A description of the businesses, organisational structures, products and services and targeted markets of the business divisions and Group Functions can be found under "*Our businesses*" in the "*Our strategy, business model and environment*" section of the Annual Report 2021.

- Global Wealth Management provides financial services, advice and solutions to private clients, in particular in the ultrahigh net worth and high net worth segments. Its offering ranges from investment management to estate planning and corporate finance advice, in addition to specific wealth management products and services. The business division is managed globally across the regions.
- Personal & Corporate Banking serves its private, corporate, and institutional clients' needs, from basic banking to retirement, financing, investments and strategic transactions, in Switzerland, through its branch network and digital channels.
- Asset Management is a large-scale and diversified global asset manager. It offers investment capabilities and styles across all major traditional and alternative asset classes, as well as advisory support to institutions, wholesale intermediaries and wealth management clients globally.
- The Investment Bank provides a range of services to institutional, corporate and wealth management clients globally, to help them raise capital, grow their businesses, invest and

manage risks. Its offerings include advisory services, facilitating clients raising debt and equity from the public and private markets and capital markets, cash and derivatives trading across equities and fixed income, and financing.

- Group Functions is made up of the following major areas: Group Services (which consists of Technology, Corporate Services, Human Resources, Finance, Legal, Risk Control, Compliance, Regulatory & Governance, Communications & Branding and Group Sustainability and Impact), Group Treasury and Non-core and Legacy Portfolio.

3.3 Competition

The financial services industry is characterized by intense competition, continuous innovation, restrictive, detailed, and sometimes fragmented regulation and ongoing consolidation. UBS faces competition at the level of local markets and individual business lines, and from global financial institutions that are comparable to UBS in their size and breadth, as well as competition from new technology-based market entrants, which may not be subject to the same level of regulation. Barriers to entry in individual markets and pricing levels are being eroded by new technology. UBS expects these trends to continue and competition to increase.

Any statements regarding the competitive position of UBS AG, UBS AG Group or the Group contained in this document are made on the basis of the opinion of UBS AG or the Group.

3.4 Recent Developments

3.4.1 UBS AG consolidated key figures

UBS AG derived the selected consolidated financial information included in the table below for the years ended 31 December 2021, 2020 and 2019 from the Annual Report 2021, except where noted.

The consolidated financial statements were prepared in accordance with International Financial Reporting Standards (“IFRS”) issued by the International Accounting Standards Board (“IASB”).

Information for the years ended 31 December 2021, 2020 and 2019 which is indicated as being unaudited in the table below was included in the Annual Report 2021, but has not been audited on the basis that the respective disclosures are not required under IFRS, and therefore are not part of the audited financial statements. Prospective investors should read the whole of this document, the Annual Report 2021 and should not rely solely on the summarized information set out below.

	As of or for the year ended		
<i>USD million, except where indicated</i>	31.12.21	31.12.20	31.12.19
	<i>audited, except where indicated</i>		
Results			
Income statement			
Operating income	35,976	32,780	29,307
Net interest income	6,605	5,788	4,415
Net fee and commission income	22,438	19,207	17,460
Credit loss (expense) / release	148	(695)	(78)
Other net income from financial instruments measured at fair value through profit or loss	5,844	6,930	6,833
Operating expenses	27,012	25,081	24,138
Operating profit / (loss) before tax	8,964	7,699	5,169

Net profit / (loss) attributable to shareholders	7,032	6,196	3,965
Balance sheet ¹			
Total assets	1,116,145	1,125,327	971,927
Total financial liabilities measured at amortized cost	744,762	732,364	617,429
<i>of which: customer deposits</i>	544,834	527,929	450,591
<i>of which: debt issued measured at amortized cost</i>	82,432	85,351	62,835
<i>of which: subordinated debt</i>	5,163	7,744	7,431
Total financial liabilities measured at fair value through profit or loss	300,916	325,080	291,452
<i>of which: debt issued designated at fair value</i>	71,460	59,868	66,592
Loans and advances to customers	398,693	380,977	327,992
Total equity	58,442	58,073	53,896
Equity attributable to shareholders	58,102	57,754	53,722
Profitability and growth			
Return on equity (%) ²	12.3*	10.9*	7.4*
Return on tangible equity (%) ³	13.9*	12.4*	8.5*
Return on common equity tier 1 capital (%) ⁴	17.6*	16.6*	11.3*
Return on risk-weighted assets, gross (%) ⁵	12.3*	11.9*	11.2*
Return on leverage ratio denominator, gross (%) ^{6, 7}	3.4*	3.4*	3.2*
Cost / income ratio (%) ⁸	75.4*	74.9*	82.1*
Net profit growth (%) ⁹	13.5*	56.3*	(3.4)*
Resources			
Common equity tier 1 capital ¹⁰	41,594	38,181	35,233*
Risk-weighted assets ¹⁰	299,005*	286,743*	257,831*
Common equity tier 1 capital ratio (%) ¹⁰	13.9*	13.3*	13.7*
Going concern capital ratio (%) ¹⁰	18.5*	18.3*	18.3*
Total loss-absorbing capacity ratio (%) ¹⁰	33.3*	34.2*	33.9*
Leverage ratio denominator ^{6, 10}	1,067,679*	1,036,771*	911,228*
Common equity tier 1 leverage ratio (%) ^{6, 10}	3.90*	3.68*	3.87*
Going concern leverage ratio (%) ^{6, 10}	5.2*	5.1*	5.2*
Total loss-absorbing capacity leverage ratio (%) ¹⁰	9.3*	9.5*	9.6*
Other			
Invested assets (USD billion) ¹¹	4,596	4,187	3,607
Personnel (full-time equivalents)	47,067*	47,546*	47,005*

* unaudited

¹ Except for *Total assets*, *Total equity* and *Equity attributable to shareholders*, balance sheet information for year ended 31 December 2019 is derived from the Annual Report 2020.

² Calculated as net profit attributable to shareholders (annualized as applicable) divided by average equity attributable to shareholders. This measure provides information about the profitability of the business in relation to equity.

³ Calculated as net profit attributable to shareholders (annualized as applicable) divided by average equity attributable to shareholders less average goodwill and intangible assets. This measure provides information about the profitability of the business in relation to tangible equity.

⁴ Calculated as net profit attributable to shareholders (annualized as applicable) divided by average common equity tier 1 capital. This measure provides information about the profitability of the business in

relation to common equity tier 1 capital.

⁵ Calculated as operating income before credit loss expense or release (annualized as applicable) divided by average risk-weighted assets. This measure provides information about the revenues of the business in relation to risk-weighted assets.

⁶ Leverage ratio denominators and leverage ratios for year 2020 do not reflect the effects of the temporary exemption that applied from 25 March 2020 until 1 January 2021 and was granted by FINMA in connection with COVID-19.

⁷ Calculated as operating income before credit loss expense or release (annualized as applicable) divided by average leverage ratio denominator. This measure provides information about the revenues of the business in relation to leverage ratio denominator.

⁸ Calculated as operating expenses divided by operating income before credit loss expense or release (annualized as applicable). This measure provides information about the efficiency of the business by comparing operating expenses with gross income.

⁹ Calculated as change in net profit attributable to shareholders from continuing operations between current and comparison periods divided by net profit attributable to shareholders from continuing operations of comparison period. This measure provides information about profit growth in comparison with the prior period.

¹⁰ Based on the applicable Swiss systemically relevant bank framework as of 1 January 2020.

¹¹ Consists of invested assets for Global Wealth Management, Asset Management and Personal & Corporate Banking. Calculated as the sum of managed fund assets, managed institutional assets, discretionary and advisory wealth management portfolios, fiduciary deposits, time deposits, savings accounts, and wealth management securities or brokerage accounts. This measure provides information about the volume of client assets managed by or deposited with UBS for investment purposes.

3.4.2 Regulatory, legal and other developments

Refer to “*Our environment*” and “*Regulatory and legal developments*” in the Annual Report 2021, for information on key regulatory, legal and other developments.

3.5 Trend Information

For information on trends, refer to the “*Our environment*” section, and to “*Top and emerging risks*” and “*Country risk*” in the “*Risk management and control*” section of the Annual Report 2021. In addition, please refer to the “*Risk factors*” and the “*Recent Developments*” sections of this document for more information.

4. Administrative, Management and Supervisory Bodies of the Issuer

UBS AG complies with all relevant Swiss legal and regulatory corporate governance requirements. As a foreign private issuer with debt securities listed on the New York Stock Exchange (“**NYSE**”), UBS AG also complies with the relevant NYSE corporate governance standards applicable to foreign private issuers.

UBS AG operates under a strict dual board structure, as mandated by Swiss banking law. The Board of Directors (“**BoD**”) exercises the ultimate supervision over management, whereas the Executive Board (“**EB**”), headed by the President of the Executive Board (“**President of the EB**”), has executive management responsibility. The functions of Chairman of the BoD and President of the EB are assigned to two different people, ensuring a separation of power. This structure establishes checks and balances and preserves the institutional independence of the BoD from the executive management of UBS AG Group, for which responsibility is delegated to the EB under the leadership of the President of the EB. No member of one board may simultaneously be a member of the other.

Supervision and control of the EB remain with the BoD. The authorities and responsibilities of the two bodies are governed by the Articles of Association and the Organization Regulations of UBS AG.

4.1 Board of Directors

The BoD consists of between 5 and 12 members. All the members of the BoD are elected individually by the shareholders at the Annual General Meeting (“**AGM**”) for a term of office of one year, which expires after the completion of the next AGM. Shareholders also elect the Chairman upon proposal of the BoD.

The BoD meets as often as business requires, and at least six times a year.

4.1.1 Members of the Board of Directors

The current members of the BoD are listed below. In addition, UBS announced that at the next AGM Colm Kelleher will be nominated for election to the BoD as Chairman and Lukas Gähwiler will be nominated for election to the BoD as Vice Chairman.

Member	Title	Term of office	Current principal activities outside UBS AG
Axel A. Weber	Chairman	2022	Chairman of the Board of Directors of UBS Group AG; vice chairman of the Swiss Bankers Association; Trustees Board member of Avenir Suisse; board member of the Swiss Finance Council; chairman of the board of the Institute of International Finance; member of the European Financial Services Round Table; member of the European Banking Group; member of the International Advisory Councils of the China Banking and Insurance Regulatory Commission and the China Securities Regulatory Commission; member of the International Advisory Panel, Monetary Authority of Singapore; member of the Group of Thirty, Washington, D.C.; Advisory Board member of the Department of Economics, University of Zurich; member of the Trilateral Commission.
Jeremy Anderson	Vice Chairman	2022	Vice-Chairman and Senior Independent Director of the Board of Directors of UBS Group AG; board member of Prudential plc; trustee of the UK's Productivity Leadership Group; trustee of Kingham Hill Trust; trustee of St. Helen Bishopsgate.
Claudia Böckstiegel	Member	2022	Member of the Board of Directors of UBS Group AG; General Counsel and member of the Enlarged Executive Committee of Roche Holding AG.
William C. Dudley	Member	2022	Member of the Board of Directors of UBS Group AG; member of the board of Trelia LLC; senior advisor to the Griswold Center for Economic Policy Studies at Princeton University; member of the Group of Thirty; member of the Council on Foreign Relations; chair of the Bretton Woods Committee board of directors; member of the board of the Council for Economic Education.
Patrick Firmenich	Member	2022	Member of the Board of Directors of UBS Group AG; chairman of the board of Firmenich International SA; member of the board of Jacobs Holding AG; member of the Board of INSEAD and INSEAD World

			Foundation; member of the Advisory Council of the Swiss Board Institute.
Reto Francioni	Member	2022	Member of the Board of Directors of UBS Group AG; professor at the University of Basel; board member of Coca-Cola HBC AG (Senior Independent Non-Executive Director, chair of the nomination committee); chairman of the board of Swiss International Air Lines AG; board member of economiesuisse.
Fred Hu	Member	2022	Member of the Board of Directors of UBS Group AG; non-executive chairman of the board of Yum China Holdings (chair of the nomination and governance committee); board member of Industrial and Commercial Bank of China; chairman of Primavera Capital Ltd and of Primavera Capital Group; member of the Board of Ant Group; board member of Minsheng Financial Leasing Co.; trustee of the China Medical Board; Governor of the Chinese International School in Hong Kong; co-chairman of the Nature Conservancy Asia Pacific Council; member of the Board of Trustees of the Institute for Advanced Studies (IAS).
Mark Hughes	Member	2022	Member of the Board of Directors of UBS Group AG; chair of the Board of Directors of the Global Risk Institute; visiting lecturer at the University of Leeds; senior advisor to McKinsey & Company.
Nathalie Rachou	Member	2022	Member of the Board of Directors of UBS Group AG; member of the board of Euronext N.V. (chair of the remuneration committee); member of the board of Veolia Environnement SA (chair of the audit committee); member of the board of the African Financial Institutions Investment Platform.
Julie G. Richardson	Member	2022	Member of the Board of Directors of UBS Group AG; member of the board of Yext (chair of the audit committee); member of the board of Datalog (chair of the audit committee).
Dieter Wemmer	Member	2022	Member of the Board of Directors of UBS Group AG; board member of Ørsted A/S (chair of the audit and risk committee); chairman of Marco Capital Holdings Limited and Marco Insurance, Malta; member of the Berlin Center of Corporate Governance.
Jeanette Wong	Member	2022	Member of the Board of Directors of UBS Group AG; member of the board of Prudential plc; member of the board of Singapore Airlines Limited; member of the Board Risk Committee of GIC Pte Ltd; board member of Jurong Town Corporation; board member of PSA International; chairman of the CareShield Life Council; member of the Securities Industry Council; member of the Board of Trustees of the National University of

Singapore.

4.2 Executive Board (“EB”)

Under the leadership of the President of the EB, the EB has executive management responsibility for UBS AG and its business. All EB members (with the exception of the President of the EB) are proposed by the President of the EB. The appointments are made by the BoD.

4.2.1 Members of the Executive Board

The current members of the EB are listed below. In addition, Sarah Youngwood joined the GEB at the beginning of March 2022, and will take over as Group Chief Financial Officer in May succeeding Kirt Gardner, who will retire from the firm.

Member and business address	Function	Current principal activities outside UBS AG
Ralph Hamers UBS AG, Bahnhofstrasse 45, CH-8001 Zurich	President of the Executive Board	Member of the Group Executive Board and Group Chief Executive Officer of UBS Group AG; member of the Board of the Swiss-American Chamber of Commerce; member of the Institut International D'Etudes Bancaires; member of the IMD Foundation Board; member of the McKinsey Advisory Council; member of the World Economic Forum International Business Council; Governor of the World Economic Forum (Financial Services).
Christian Bluhm UBS AG, Bahnhofstrasse 45, CH-8001 Zurich	Chief Risk Officer	Member of the Group Executive Board and Group Chief Risk Officer of UBS Group AG; board member of UBS Switzerland AG; member of the Foundation Board of the UBS Pension Fund; member of the Foundation Board – International Financial Risk Institute.
Mike Dargan UBS AG, Bahnhofstrasse 45, CH-8001 Zurich	Chief Digital and Information Officer	Member of the Group Executive Board and Chief Digital and Information Officer of UBS Group AG; President of the Executive Board and board member of UBS Business Solutions AG; member of the Board of Directors of Done Next Holdings AG; member of the Board of Trustees of the Inter-Community School Zurich.
Kirt Gardner UBS AG, Bahnhofstrasse 45, CH-8001 Zurich	Chief Financial Officer	Member of the Group Executive Board and Group Chief Financial Officer of UBS Group AG; board member of UBS Business Solutions AG.
Suni Harford UBS AG, 1285	President Asset Management	Member of the Executive Board and President Asset Management of UBS Group AG; chairman of the Board of Directors of UBS Asset

<p>Avenue of the Americas, New York, NY 10019 USA</p>		<p>Management AG; chair of the Board of UBS Optimus Foundation; member of the Leadership Council of the Bob Woodruff Foundation.</p>
<p>Robert Karofsky</p> <p>UBS AG, 1285 Avenue of the Americas, New York, NY 10019, USA</p>	<p>President Investment Bank</p>	<p>Member of the Group Executive Board and President Investment Bank of UBS Group AG; president of UBS Securities LLC; member of the board of UBS Americas Holding LLC; member of the board of UBS Optimus Foundation; trustee of the UBS Americas Inc. Political Action Committee.</p>
<p>Iqbal Khan</p> <p>UBS AG, Bahnhofstrasse 45, CH-8001 Zurich</p>	<p>Co-President Global Wealth Management and President UBS Europe, Middle East and Africa</p>	<p>Member of the Executive Board, co-President Global Wealth Management and President UBS Europe, Middle East and Africa of UBS Group AG; member of the Supervisory Board of UBS Europe SE; member of the board of UBS Optimus Foundation; board member of Room to Read Switzerland.</p>
<p>Edmund Koh</p> <p>UBS AG, One Raffles Quay North Tower, Singapore 048583</p>	<p>President UBS Asia Pacific</p>	<p>Member of the Group Executive Board and President UBS Asia Pacific of UBS Group AG; member of a sub-committee of the Singapore Ministry of Finance's Committee on the Future Economy; member of the Financial Centre Advisory Panel of the Monetary Authority of Singapore; council member of the Asian Bureau of Finance and Economic Research; member of the Board of Trustees of the Wealth Management Institute, Singapore; board member of Next50 Limited, Singapore; board member of Medico Suites (S) Pte Ltd; Council member of the KidSTART program of the Early Childhood Development Agency Singapore; trustee of the Cultural Matching Fund, Singapore; member of University of Toronto's International Leadership Council for Asia.</p>
<p>Barbara Levi</p> <p>UBS AG, Bahnhofstrasse 45, CH-8001 Zurich</p>	<p>General Counsel</p>	<p>Member of the Group Executive Board and Group General Counsel of UBS Group AG; member of the Employers' Board of the Global Institute for Women's Leadership, King's College London; member of the Board of Directors of the European General Counsel Association.</p>
<p>Tom Naratil</p> <p>UBS AG, 1285 Avenue of the Americas, New York, NY 10019</p>	<p>Co-President Global Wealth Management and President UBS Americas</p>	<p>Member of the Group Executive Board and co-President Global Wealth Management and President UBS Americas of UBS Group AG; CEO and board member of UBS Americas Holding LLC; board member of the American Swiss Foundation.</p>

USA		
Markus Ronner UBS AG, Bahnhofstrasse 45, CH-8001 Zurich	Chief Compliance and Governance Officer	Member of the Group Executive Board and Group Chief Compliance and Governance Officer of UBS Group AG.
Sarah Youngwood UBS AG, Bahnhofstrasse 45, CH-8001 Zurich	Designated Chief Financial Officer as of May 2022	Member of the Group Executive Board of UBS Group AG, and Designated Group Chief Financial Officer as of May 2022; Advisory Board Member – Wall Street Women’s Alliance.

4.3 Potential Conflicts of Interest

Members of the BoD and the EB may act as directors or executive officers of other companies (for current principal positions outside UBS AG, if any, of BoD and EB members, please see sections 4.1.1 and 4.2.1 above, respectively) and may have economic or other private interests that differ from those of UBS AG. Conflicts of interest may potentially arise from these positions or interests. For example, it cannot be excluded that a member of the BoD or EB has or will have a function within a company, the shares of which are or will be traded by UBS AG or which has or will have a business relationship with UBS AG. UBS AG is confident that its internal corporate governance practices and its compliance with relevant legal and regulatory provisions reasonably ensure that any conflicts of interest of the type described above are appropriately managed, including through disclosure when appropriate.

Other than as indicated above, UBS is not aware of potential conflicts of interests between any duties to the Issuer of the members of the BoD and the EB and their private interests or other duties.

5. Auditors

Based on article 31 of the Articles of Association, UBS AG shareholders elect the auditors for a term of office of one year. At the AGMs of 18 April 2019, 27 April 2020 and 7 April 2021, Ernst & Young Ltd., Aeschengraben 9, CH-4002 Basel, Switzerland ("**Ernst & Young**") was elected as auditor for the consolidated and standalone financial statements of UBS AG for a one-year term.

Ernst & Young is a member of EXPERTsuisse, the Swiss Expert Association for Audit, Tax and Fiduciary. Ernst & Young is also registered with the Swiss Federal Audit Oversight Authority, which is responsible for the licensing and supervision of audit firms and individuals that provide audit services in Switzerland.

6. Major Shareholders of the Issuer

UBS Group AG owns 100% of the outstanding shares of UBS AG. UBS AG is a wholly owned subsidiary of UBS Group AG. While UBS has no specific corporate measures intended to prevent abuse of control to the detriment of minority shareholders, UBS has adopted a comprehensive and integrated governance framework which takes into account the specific requirements of each relevant jurisdiction. This governance framework includes separate articles of association and organizational regulations for UBS Group AG and UBS AG. In addition, as UBS AG is regulated as a bank in Switzerland, it is subject to capital regulation and close supervisory oversight. This includes the general requirement under Swiss law that contracts of UBS AG with affiliates are subject to an arm's length principle of negotiation.

7. Financial Information concerning the Issuer's Assets and Liabilities, Financial Position and Profits and Losses

7.1 Historical Annual Financial Information

Detailed information about UBS AG consolidated and UBS AG assets and liabilities, financial position and profits and losses for financial year 2021 is available in the section "*UBS AG consolidated financial statements*" of the Annual Report 2021 and in the UBS AG's standalone financial statements for the year ended 31 December 2021 (the "**Standalone Financial Statements 2021**"), respectively; and for financial year 2020 it is available in the "*UBS AG consolidated financial statements*" section of the UBS Group AG and UBS AG annual report 2020, published on 5 March 2021 ("**Annual Report 2020**") and in the UBS AG's standalone financial statements for the year ended 31 December 2020 published on 5 March 2021 (the "**Standalone Financial Statements 2020**"). The consolidated and standalone financial accounts are closed on 31 December of each year.

The annual financial reports form an essential part of UBS AG's reporting. They include the audited consolidated financial statements of UBS AG, prepared in accordance with International Financial Reporting Standards, as issued by the International Accounting Standards Board. The annual reports also include discussions and analysis of the consolidated financial and business results of UBS, its business divisions and Group Functions. In addition, UBS AG prepares and publishes standalone financial statements in accordance with Swiss GAAP, as well as certain additional disclosures required under US Securities and Exchange Commission regulations.

7.2 Auditing of Historical Annual Financial Information

The consolidated financial statements and the standalone financial statements of UBS AG for the financial years 2021 and 2020 were audited by Ernst & Young. The reports of the auditors on the consolidated financial statements can be found on pages 422-428 (inclusive) of the Annual Report 2021 and on pages 417-428 (inclusive) of the Annual Report 2020. The reports of the auditors on the standalone financial statements of UBS AG can be found on pages 37-42 (inclusive) of the Standalone Financial Statements 2021 and on pages 34-39 (inclusive) of the Standalone Financial Statements 2020.

There are no qualifications in the auditors' reports on the consolidated financial statements of UBS AG and the standalone financial statements of UBS AG for the years ended on 31 December 2021 and 31 December 2020.

7.3 Litigation, Regulatory and Similar Matters

UBS operates in a legal and regulatory environment that exposes it to significant litigation and similar risks arising from disputes and regulatory proceedings. As a result, UBS is involved in various disputes and legal proceedings, including litigation, arbitration, and regulatory and criminal investigations. Such matters are subject to many uncertainties, and the outcome and the timing of resolution are often difficult to predict, particularly in the earlier stages of a case. The uncertainties inherent in all such matters affect the amount and timing of any potential outflows for both matters with respect to which provisions have been established and other contingent liabilities. Litigation, regulatory and similar matters may also result in non-monetary penalties and consequences. A guilty plea to, or conviction of, a crime could have material consequences for UBS. Resolution of regulatory proceedings may require UBS to obtain waivers of regulatory disqualifications to maintain certain operations, may entitle regulatory authorities to limit, suspend or terminate licenses and regulatory authorizations and may permit financial market utilities to limit, suspend or terminate UBS's participation in such utilities. Failure to obtain such waivers, or any limitation, suspension or termination of licenses, authorizations or participations, could have material consequences for UBS.

Specific litigation, regulatory and other matters, including all such matters that management considers to be material and others that management believes to be of significance due to potential financial, reputational and other effects, are described in "*Note 18 Provisions and contingent liabilities*" of the Annual Report 2021. The amount of damages claimed, the size of a transaction or other information is provided where available and appropriate in order to assist users in considering the magnitude of potential exposures.

7.4 Material Contracts

Except as otherwise disclosed in this document (including the documents incorporated herein by reference), no material contracts have been entered into outside of the ordinary course of UBS AG's or UBS AG Group's business which could result in any member of the UBS AG Group being under an obligation or entitlement that is material to UBS AG's ability to meet its obligations to the investors in relation to the issued securities.

7.5 Significant Changes in the Financial Position and Performance; Material Adverse Change in Prospects

Except as otherwise indicated in this document (including the documents incorporated herein by reference), no material changes have occurred in UBS AG's assets and liabilities, financial position or profits and losses since 31 December 2021.

8. Share Capital

As reflected in the Articles of Association most recently registered with the Commercial Register of the Canton of Zurich and the Commercial Register of Basel-City, UBS AG has (i) fully paid and issued share capital of CHF 385,840,846.60, divided into 3,858,408,466 registered shares with a par value of CHF 0.10 each (article 4), and (ii) conditional capital in the amount of CHF 38,000,000, comprising 380,000,000 registered shares with a par value of CHF 0.10 each that can be issued upon the voluntary or mandatory exercise of conversion rights and/or warrants (article 4a).

9. Documents Available

The most recent Articles of Association of UBS AG are available on UBS's Corporate Governance website, at www.ubs.com/governance. Save as otherwise indicated herein, information on or accessible through the Group's corporate website, www.ubs.com, does not form part of and is not incorporated into this document.

APPENDIX III

**EXTRACT OF
THE AUDITED CONSOLIDATED FINANCIAL STATEMENTS OF
UBS AG AND ITS SUBSIDIARIES
FOR THE FULL YEAR ENDED 31 DECEMBER 2021**

UBS Group AG interim consolidated financial information (unaudited)

Income statement

<i>USD million</i>	For the quarter ended			For the year ended	
	31.12.21	30.9.21	31.12.20	31.12.21	31.12.20
Interest income from financial instruments measured at amortized cost and fair value through other comprehensive income	2,152	2,178	2,111	8,533	8,810
Interest expense from financial instruments measured at amortized cost	(768)	(822)	(857)	(3,259)	(4,247)
Net interest income from financial instruments measured at fair value through profit or loss	387	338	368	1,431	1,299
Net interest income	1,770	1,693	1,622	6,705	5,862
Other net income from financial instruments measured at fair value through profit or loss	1,365	1,697	1,453	5,850	6,960
Credit loss (expense) / release	27	14	(66)	148	(694)
Fee and commission income	6,042	6,119	5,543	24,372	20,961
Fee and commission expense	(513)	(510)	(459)	(1,985)	(1,775)
Net fee and commission income	5,529	5,610	5,084	22,387	19,186
Other income	40	115	24	452	1,076
Total operating income	8,732	9,128	8,117	35,542	32,390
Personnel expenses	4,216	4,598	3,989	18,387	17,224
General and administrative expenses	2,212	1,148	1,515	5,553	4,885
Depreciation, amortization and impairment of non-financial assets	574	518	627	2,118	2,126
Total operating expenses	7,003	6,264	6,132	26,058	24,235
Operating profit / (loss) before tax	1,729	2,865	1,985	9,484	8,155
Tax expense / (benefit)	370	576	341	1,998	1,583
Net profit / (loss)	1,359	2,289	1,645	7,486	6,572
Net profit / (loss) attributable to non-controlling interests	11	9	9	29	15
Net profit / (loss) attributable to shareholders	1,348	2,279	1,636	7,457	6,557

Earnings per share (USD)

Basic	0.39	0.66	0.46	2.14	1.83
Diluted	0.38	0.63	0.44	2.06	1.77

Statement of comprehensive income

USD million	For the quarter ended			For the year ended	
	31.12.21	30.9.21	31.12.20	31.12.21	31.12.20
Comprehensive income attributable to shareholders¹					
Net profit / (loss)	1,348	2,279	1,636	7,457	6,557
Other comprehensive income that may be reclassified to the income statement					
Foreign currency translation					
Foreign currency translation movements related to net assets of foreign operations, before tax	315	(392)	1,143	(1,076)	2,103
Effective portion of changes in fair value of hedging instruments designated as net investment hedges, before tax	(183)	175	(539)	498	(936)
Foreign currency translation differences on foreign operations reclassified to the income statement	0	7	0	(2)	(7)
Effective portion of changes in fair value of hedging instruments designated as net investment hedges reclassified to the income statement	3	0	0	10	2
Income tax relating to foreign currency translations, including the impact of net investment hedges	(24)	53	(52)	35	(67)
Subtotal foreign currency translation, net of tax	111	(156)	552	(535)	1,095
Financial assets measured at fair value through other comprehensive income					
Net unrealized gains / (losses), before tax	(49)	(44)	0	(203)	223
Net realized gains / (losses) reclassified to the income statement from equity	0	0	(3)	(9)	(40)
Income tax relating to net unrealized gains / (losses)	13	11	3	55	(48)
Subtotal financial assets measured at fair value through other comprehensive income, net of tax	(37)	(33)	0	(157)	136
Cash flow hedges of interest rate risk					
Effective portion of changes in fair value of derivative instruments designated as cash flow hedges, before tax	(250)	(112)	(191)	(992)	2,012
Net (gains) / losses reclassified to the income statement from equity	(269)	(282)	(256)	(1,073)	(770)
Income tax relating to cash flow hedges	98	77	87	390	(231)
Subtotal cash flow hedges, net of tax	(421)	(316)	(360)	(1,675)	1,011
Cost of hedging					
Cost of hedging, before tax	(14)	5	(1)	(32)	(13)
Income tax relating to cost of hedging	6	0	0	6	0
Subtotal cost of hedging, net of tax	(8)	5	(1)	(26)	(13)
Total other comprehensive income that may be reclassified to the income statement, net of tax	(355)	(500)	191	(2,393)	2,230
Other comprehensive income that will not be reclassified to the income statement					
Defined benefit plans					
Gains / (losses) on defined benefit plans, before tax	149	10	37	2	(327)
Income tax relating to defined benefit plans	(25)	(9)	49	(7)	109
Subtotal defined benefit plans, net of tax	124	2	86	(5)	(218)
Own credit on financial liabilities designated at fair value					
Gains / (losses) from own credit on financial liabilities designated at fair value, before tax	55	(98)	(211)	46	(293)
Income tax relating to own credit on financial liabilities designated at fair value	0	0	0	0	0
Subtotal own credit on financial liabilities designated at fair value, net of tax	55	(98)	(211)	46	(293)
Total other comprehensive income that will not be reclassified to the income statement, net of tax	178	(96)	(126)	42	(511)
Total other comprehensive income	(177)	(596)	65	(2,351)	1,719
Total comprehensive income attributable to shareholders	1,171	1,683	1,701	5,106	8,276
Comprehensive income attributable to non-controlling interests					
Net profit / (loss)	11	9	9	29	15
Total other comprehensive income that will not be reclassified to the income statement, net of tax	(4)	(14)	18	(16)	21
Total comprehensive income attributable to non-controlling interests	7	(5)	27	13	36
Total comprehensive income					
Net profit / (loss)	1,359	2,289	1,645	7,486	6,572
Other comprehensive income	(181)	(610)	83	(2,367)	1,740
<i>of which: other comprehensive income that may be reclassified to the income statement</i>	<i>(355)</i>	<i>(500)</i>	<i>191</i>	<i>(2,393)</i>	<i>2,230</i>
<i>of which: other comprehensive income that will not be reclassified to the income statement</i>	<i>175</i>	<i>(110)</i>	<i>(108)</i>	<i>26</i>	<i>(490)</i>
Total comprehensive income	1,178	1,678	1,728	5,119	8,312

¹ Refer to the "Group performance" section of this report for more information.

Balance sheet

<i>USD million</i>	31.12.21	30.9.21	31.12.20
Assets			
Cash and balances at central banks	192,817	174,478	158,231
Loans and advances to banks	15,480	16,378	15,444
Receivables from securities financing transactions	75,012	74,476	74,210
Cash collateral receivables on derivative instruments	30,514	31,654	32,737
Loans and advances to customers	397,761	390,369	379,528
Other financial assets measured at amortized cost	26,209	27,082	27,194
Total financial assets measured at amortized cost	737,794	714,437	687,345
Financial assets at fair value held for trading	130,821	125,471	125,397
<i>of which: assets pledged as collateral that may be sold or repledged by counterparties</i>	<i>43,397</i>	<i>47,683</i>	<i>47,098</i>
Derivative financial instruments	118,142	121,189	159,617
Brokerage receivables	21,839	20,746	24,659
Financial assets at fair value not held for trading	60,080	60,799	80,364
Total financial assets measured at fair value through profit or loss	330,882	328,205	390,037
Financial assets measured at fair value through other comprehensive income	8,844	8,397	8,258
Investments in associates	1,243	1,188	1,557
Property, equipment and software	12,888	12,827	13,109
Goodwill and intangible assets	6,378	6,401	6,480
Deferred tax assets	8,876	8,830	9,212
Other non-financial assets	10,277	8,489	9,768
Total assets	1,117,182	1,088,773	1,125,765
Liabilities			
Amounts due to banks	13,101	13,292	11,050
Payables from securities financing transactions	5,533	5,256	6,321
Cash collateral payables on derivative instruments	31,798	33,062	37,312
Customer deposits	542,007	517,697	524,605
Debt issued measured at amortized cost	139,155	133,662	139,232
Other financial liabilities measured at amortized cost	9,001	9,569	9,729
Total financial liabilities measured at amortized cost	740,595	712,537	728,250
Financial liabilities at fair value held for trading	31,688	34,650	33,595
Derivative financial instruments	121,309	121,162	161,102
Brokerage payables designated at fair value	44,045	45,557	38,742
Debt issued designated at fair value	73,799	71,898	61,243
Other financial liabilities designated at fair value	30,074	30,248	30,387
Total financial liabilities measured at fair value through profit or loss	300,916	303,515	325,069
Provisions	3,518	2,810	2,828
Other non-financial liabilities	11,151	9,359	9,854
Total liabilities	1,056,180	1,028,221	1,066,000
Equity			
Share capital	322	322	338
Share premium	15,928	15,828	16,753
Treasury shares	(4,675)	(3,847)	(4,068)
Retained earnings	43,851	42,330	38,776
Other comprehensive income recognized directly in equity, net of tax	5,236	5,586	7,647
Equity attributable to shareholders	60,662	60,219	59,445
Equity attributable to non-controlling interests	340	333	319
Total equity	61,002	60,552	59,765
Total liabilities and equity	1,117,182	1,088,773	1,125,765

Provisions and contingent liabilities

a) Provisions

The table below presents an overview of total provisions.

<i>USD million</i>	31.12.21	30.9.21	31.12.20
Provisions other than provisions for expected credit losses	3,322	2,607	2,571
Provisions for expected credit losses	196	203	257
Total provisions	3,518	2,810	2,828

The following table presents additional information for provisions other than provisions for expected credit losses.

<i>USD million</i>	Litigation, regulatory and similar matters ¹	Restructuring ²	Other ³	Total
Balance as of 31 December 2020	2,135	72	363	2,571
Balance as of 30 September 2021	2,084	170	352	2,607
Increase in provisions recognized in the income statement	856	78	25	959
Release of provisions recognized in the income statement	(30)	(14)	(18)	(62)
Provisions used in conformity with designated purpose	(101)	(64)	(17)	(181)
Capitalized reinstatement costs	0	0	4	4
Foreign currency translation / unwind of discount	(12)	1	6	(5)
Balance as of 31 December 2021	2,798	172	352	3,322

¹ Comprises provisions for losses resulting from legal, liability and compliance risks. ² Includes personnel-related restructuring provisions of USD 125 million as of 31 December 2021 (30 September 2021: USD 122 million; 31 December 2020: USD 18 million) and provisions for onerous contracts of USD 47 million as of 31 December 2021 (30 September 2021: USD 48 million; 31 December 2020: USD 49 million). ³ Mainly includes provisions related to real estate, employee benefits and operational risks.

Restructuring provisions primarily relate to personnel-related provisions and onerous contracts. Personnel-related restructuring provisions are used within a short period of time but potential changes in amount may be triggered when natural staff attrition reduces the number of people affected by a restructuring event and therefore the estimated costs. Onerous contracts for property are recognized when UBS is committed to pay for non-lease

components, such as utilities, service charges, taxes and maintenance, when a property is vacated or not fully recovered from sub-tenants.

Information about provisions and contingent liabilities in respect of litigation, regulatory and similar matters, as a class, is included in part b). There are no material contingent liabilities associated with the other classes of provisions.

b) Litigation, regulatory and similar matters

The Group operates in a legal and regulatory environment that exposes it to significant litigation and similar risks arising from disputes and regulatory proceedings. As a result, UBS (which for purposes of this disclosure may refer to UBS Group AG and/or one or more of its subsidiaries, as applicable) is involved in various disputes and legal proceedings, including litigation, arbitration, and regulatory and criminal investigations.

Such matters are subject to many uncertainties, and the outcome and the timing of resolution are often difficult to predict, particularly in the earlier stages of a case. There are also situations where the Group may enter into a settlement agreement. This may occur in order to avoid the expense, management distraction or reputational implications of continuing to contest liability, even for those matters for which the Group believes it should be exonerated. The uncertainties inherent in all such matters affect the amount and timing of any potential outflows for both matters with respect to which provisions have been established and other contingent liabilities. The Group makes provisions for such matters brought against it when, in the opinion of management after seeking legal advice, it is more likely than not that the Group

has a present legal or constructive obligation as a result of past events, it is probable that an outflow of resources will be required, and the amount can be reliably estimated. Where these factors are otherwise satisfied, a provision may be established for claims that have not yet been asserted against the Group, but are nevertheless expected to be, based on the Group's experience with similar asserted claims. If any of those conditions is not met, such matters result in contingent liabilities. If the amount of an obligation cannot be reliably estimated, a liability exists that is not recognized even if an outflow of resources is probable. Accordingly, no provision is established even if the potential outflow of resources with respect to such matters could be significant. Developments relating to a matter that occur after the relevant reporting period, but prior to the issuance of financial statements, which affect management's assessment of the provision for such matter (because, for example, the developments provide evidence of conditions that existed at the end of the reporting period), are adjusting events after the reporting period under IAS 10 and must be recognized in the financial statements for the reporting period.

Provisions and contingent liabilities (continued)

Specific litigation, regulatory and other matters are described below, including all such matters that management considers to be material and others that management believes to be of significance due to potential financial, reputational and other effects. The amount of damages claimed, the size of a transaction or other information is provided where available and appropriate in order to assist users in considering the magnitude of potential exposures.

In the case of certain matters below, we state that we have established a provision, and for the other matters, we make no such statement. When we make this statement and we expect disclosure of the amount of a provision to prejudice seriously our position with other parties in the matter because it would reveal what UBS believes to be the probable and reliably estimable outflow, we do not disclose that amount. In some cases we are subject to confidentiality obligations that preclude such disclosure. With respect to the matters for which we do not state whether we have established a provision, either: (a) we have not established a provision, in which case the matter is treated as a contingent liability under the applicable accounting standard; or (b) we have established a provision but expect disclosure of that fact to prejudice seriously our position with other parties in the matter because it would reveal the fact that UBS believes an outflow of resources to be probable and reliably estimable.

With respect to certain litigation, regulatory and similar matters for which we have established provisions, we are able to estimate the expected timing of outflows. However, the aggregate amount of the expected outflows for those matters for which we are able to estimate expected timing is immaterial relative to our current and expected levels of liquidity over the relevant time periods.

The aggregate amount provisioned for litigation, regulatory and similar matters as a class is disclosed in the "Provisions" table in part a) above. It is not practicable to provide an aggregate estimate of liability for our litigation, regulatory and similar matters as a class of contingent liabilities. Doing so would require UBS to provide speculative legal assessments as to claims and proceedings that involve unique fact patterns or novel legal theories, that have not yet been initiated or are at early stages of adjudication, or as to which alleged damages have not been quantified by the claimants. Although UBS therefore cannot provide a numerical estimate of the future losses that could arise from litigation, regulatory and similar matters, UBS believes that the aggregate amount of possible future losses from this class that are more than remote substantially exceeds the level of current provisions.

Litigation, regulatory and similar matters may also result in non-monetary penalties and consequences. A guilty plea to, or conviction of, a crime could have material consequences for UBS. Resolution of regulatory proceedings may require UBS to obtain waivers of regulatory disqualifications to maintain certain operations, may entitle regulatory authorities to limit, suspend or terminate licenses and regulatory authorizations, and may permit financial market utilities to limit, suspend or terminate UBS's participation in such utilities. Failure to obtain such waivers, or any limitation, suspension or termination of licenses, authorizations or participations, could have material consequences for UBS.

The risk of loss associated with litigation, regulatory and similar matters is a component of operational risk for purposes of determining capital requirements. Information concerning our capital requirements and the calculation of operational risk for this purpose is included in the "Capital management" section of this report.

Provisions for litigation, regulatory and similar matters by business division and in Group Functions¹

<i>USD million</i>	Global Wealth Manage- ment	Personal & Corporate Banking	Asset Manage- ment	Investment Bank	Group Functions	Total
Balance as of 31 December 2020	861	115	0	227	932	2,135
Balance as of 30 September 2021	765	98	8	275	938	2,084
Increase in provisions recognized in the income statement	709	83	0	39	24	856
Release of provisions recognized in the income statement	(29)	0	0	0	0	(30)
Provisions used in conformity with designated purpose	(98)	(1)	0	(2)	0	(101)
Foreign currency translation / unwind of discount	(9)	0	0	(3)	0	(12)
Balance as of 31 December 2021	1,338	181	8	310	962	2,798

¹ Provisions, if any, for the matters described in items 3 and 4 of this disclosure are recorded in Global Wealth Management, and provisions, if any, for the matters described in item 2 are recorded in Group Functions. Provisions, if any, for the matters described in items 1 and 6 are allocated between Global Wealth Management and Personal & Corporate Banking, and provisions, if any, for the matters described in item 5 are allocated between the Investment Bank and Group Functions.

Provisions and contingent liabilities (continued)

1. Inquiries regarding cross-border wealth management businesses

Tax and regulatory authorities in a number of countries have made inquiries, served requests for information or examined employees located in their respective jurisdictions relating to the cross-border wealth management services provided by UBS and other financial institutions. It is possible that the implementation of automatic tax information exchange and other measures relating to cross-border provision of financial services could give rise to further inquiries in the future. UBS has received disclosure orders from the Swiss Federal Tax Administration (FTA) to transfer information based on requests for international administrative assistance in tax matters. The requests concern a number of UBS account numbers pertaining to current and former clients and are based on data from 2006 and 2008. UBS has taken steps to inform affected clients about the administrative assistance proceedings and their procedural rights, including the right to appeal. The requests are based on data received from the German authorities, who seized certain data related to UBS clients booked in Switzerland during their investigations and have apparently shared this data with other European countries. UBS expects additional countries to file similar requests.

Since 2013, UBS (France) S.A., UBS AG and certain former employees have been under investigation in France for alleged complicity in unlawful solicitation of clients on French territory, regarding the laundering of proceeds of tax fraud, and banking and financial solicitation by unauthorized persons. In connection with this investigation, the investigating judges ordered UBS AG to provide bail ("*caution*") of EUR 1.1 billion and UBS (France) S.A. to post bail of EUR 40 million, which was reduced on appeal to EUR 10 million.

On 20 February 2019, the court of first instance returned a verdict finding UBS AG guilty of unlawful solicitation of clients on French territory and aggravated laundering of the proceeds of tax fraud, and UBS (France) S.A. guilty of aiding and abetting unlawful solicitation and of laundering the proceeds of tax fraud. The court imposed fines aggregating EUR 3.7 billion on UBS AG and UBS (France) S.A. and awarded EUR 800 million of civil damages to the French state. A trial in the French Court of Appeal took place in March 2021. On 13 December 2021, the Court of Appeal found UBS AG guilty of unlawful solicitation and aggravated laundering of the proceeds of tax fraud. The court ordered a fine of EUR 3.75 million, the confiscation of EUR 1 billion, and awarded civil damages to the French state of EUR 800 million. The court also found UBS (France) SA guilty of the aiding and abetting of unlawful solicitation and ordered it to pay a fine of EUR 1.875 million. UBS AG has filed an appeal with the French Supreme Court to preserve its rights. The appeal enables UBS AG to thoroughly assess the verdict of the Court of Appeal and to determine next steps in the best interest of its stakeholders. The fine and confiscation imposed by the Court of Appeal are suspended during the appeal. The award of civil damages is payable upon request by the French state.

Our balance sheet at 31 December 2021 reflected provisions with respect to this matter in an amount of EUR 1.1 billion (USD 1.252 billion at 31 December 2021). The wide range of possible outcomes in this case contributes to a high degree of estimation uncertainty and the provision reflects our best estimate of possible financial implications, although actual penalties and civil damages could exceed (or may be less than) the provision amount.

In 2016, UBS was notified by the Belgian investigating judge that it was under formal investigation ("*inculpé*") regarding the allegations of laundering of proceeds of tax fraud, banking and financial solicitation by unauthorized persons, and serious tax fraud. In November 2021, the Council Chamber approved a settlement with the Brussels Prosecution Office for EUR 49 million without recognition of guilt with regard to the allegations of banking and financial solicitation by unauthorized persons and serious tax fraud. The allegation of laundering of proceeds of tax fraud was dismissed.

Our balance sheet at 31 December 2021 reflected provisions with respect to matters described in this item 1 in an amount that UBS believes to be appropriate under the applicable accounting standard. As in the case of other matters for which we have established provisions, the future outflow of resources in respect of such matters cannot be determined with certainty based on currently available information and accordingly may ultimately prove to be substantially greater (or may be less) than the provision that we have recognized.

2. Claims related to sales of residential mortgage-backed securities and mortgages

From 2002 through 2007, prior to the crisis in the US residential loan market, UBS was a substantial issuer and underwriter of US residential mortgage-backed securities (RMBS) and was a purchaser and seller of US residential mortgages.

In November 2018, the DOJ filed a civil complaint in the District Court for the Eastern District of New York. The complaint seeks unspecified civil monetary penalties under the Financial Institutions Reform, Recovery and Enforcement Act of 1989 related to UBS's issuance, underwriting and sale of 40 RMBS transactions in 2006 and 2007. UBS moved to dismiss the civil complaint on 6 February 2019. On 10 December 2019, the district court denied UBS's motion to dismiss.

Our balance sheet at 31 December 2021 reflected a provision with respect to matters described in this item 2 in an amount that UBS believes to be appropriate under the applicable accounting standard. As in the case of other matters for which we have established provisions, the future outflow of resources in respect of this matter cannot be determined with certainty based on currently available information and accordingly may ultimately prove to be substantially greater (or may be less) than the provision that we have recognized.

Provisions and contingent liabilities (continued)

3. Madoff

In relation to the Bernard L. Madoff Investment Securities LLC (BMIS) investment fraud, UBS AG, UBS (Luxembourg) S.A. (now UBS Europe SE, Luxembourg branch) and certain other UBS subsidiaries have been subject to inquiries by a number of regulators, including the Swiss Financial Market Supervisory Authority (FINMA) and the Luxembourg Commission de Surveillance du Secteur Financier. Those inquiries concerned two third-party funds established under Luxembourg law, substantially all assets of which were with BMIS, as well as certain funds established in offshore jurisdictions with either direct or indirect exposure to BMIS. These funds faced severe losses, and the Luxembourg funds are in liquidation. The documentation establishing both funds identifies UBS entities in various roles, including custodian, administrator, manager, distributor and promoter, and indicates that UBS employees serve as board members.

In 2009 and 2010, the liquidators of the two Luxembourg funds filed claims against UBS entities, non-UBS entities and certain individuals, including current and former UBS employees, seeking amounts totaling approximately EUR 2.1 billion, which includes amounts that the funds may be held liable to pay the trustee for the liquidation of BMIS (BMIS Trustee).

A large number of alleged beneficiaries have filed claims against UBS entities (and non-UBS entities) for purported losses relating to the Madoff fraud. The majority of these cases have been filed in Luxembourg, where decisions that the claims in eight test cases were inadmissible have been affirmed by the Luxembourg Court of Appeal, and the Luxembourg Supreme Court has dismissed a further appeal in one of the test cases.

In the US, the BMIS Trustee filed claims against UBS entities, among others, in relation to the two Luxembourg funds and one of the offshore funds. The total amount claimed against all defendants in these actions was not less than USD 2 billion. In 2014, the US Supreme Court rejected the BMIS Trustee's motion for leave to appeal decisions dismissing all claims except those for the recovery of approximately USD 125 million of payments alleged to be fraudulent conveyances and preference payments. In 2016, the bankruptcy court dismissed these claims against the UBS entities. In February 2019, the Court of Appeals reversed the dismissal of the BMIS Trustee's remaining claims, and the US Supreme Court subsequently denied a petition seeking review of the Court of Appeals' decision. The case has been remanded to the Bankruptcy Court for further proceedings.

4. Puerto Rico

Declines since 2013 in the market prices of Puerto Rico municipal bonds and of closed-end funds (funds) that are sole-managed and co-managed by UBS Trust Company of Puerto Rico and distributed by UBS Financial Services Incorporated of Puerto Rico (UBS PR) led to multiple regulatory inquiries, which in 2014 and 2015, led to settlements with the Office of the Commissioner of Financial Institutions for the Commonwealth of Puerto Rico, the US Securities and Exchange Commission (SEC) and the Financial Industry Regulatory Authority.

Since then, UBS clients in Puerto Rico who own the funds or Puerto Rico municipal bonds and/or who used their UBS account assets as collateral for UBS non-purpose loans filed customer complaints and arbitration demands seeking aggregate damages of USD 3.4 billion, of which USD 3.1 billion have been resolved through settlements, arbitration or withdrawal of claims. Allegations include fraud, misrepresentation and unsuitability of the funds and of the loans.

A shareholder derivative action was filed in 2014 against various UBS entities and current and certain former directors of the funds, alleging hundreds of millions of US dollars in losses in the funds. In 2021, the parties reached an agreement to settle this matter for USD 15 million, subject to court approval.

In 2011, a purported derivative action was filed on behalf of the Employee Retirement System of the Commonwealth of Puerto Rico (System) against over 40 defendants, including UBS PR, which was named in connection with its underwriting and consulting services. Plaintiffs alleged that defendants violated their purported fiduciary duties and contractual obligations in connection with the issuance and underwriting of USD 3 billion of bonds by the System in 2008 and sought damages of over USD 800 million. In 2016, the court granted the System's request to join the action as a plaintiff. In 2017, the court denied defendants' motion to dismiss the complaint. In 2020, the court denied plaintiffs' motion for summary judgment.

Beginning in 2015, certain agencies and public corporations of the Commonwealth of Puerto Rico (Commonwealth) defaulted on certain interest payments on Puerto Rico bonds. In 2016, US federal legislation created an oversight board with power to oversee Puerto Rico's finances and to restructure its debt. The oversight board has imposed a stay on the exercise of certain creditors' rights. In 2017, the oversight board placed certain of the bonds into a bankruptcy-like proceeding under the supervision of a Federal District Judge.

In May 2019, the oversight board filed complaints in Puerto Rico federal district court bringing claims against financial, legal and accounting firms that had participated in Puerto Rico municipal bond offerings, including UBS, seeking a return of underwriting and swap fees paid in connection with those offerings. UBS estimates that it received approximately USD 125 million in fees in the relevant offerings.

In August 2019, and February and November 2020, four US insurance companies that insured issues of Puerto Rico municipal bonds sued UBS and several other underwriters of Puerto Rico municipal bonds in three separate cases. The actions collectively seek recovery of an aggregate of USD 955 million in damages from the defendants. The plaintiffs in these cases claim that defendants failed to reasonably investigate financial statements in the offering materials for the insured Puerto Rico bonds issued between 2002 and 2007, which plaintiffs argue they relied upon in agreeing to insure the bonds notwithstanding that they had no contractual relationship with the underwriters. Defendants' motions to dismiss were granted in two of the cases; those decisions are being appealed by the plaintiffs. In the third case, defendants' motion to dismiss was denied, but on appeal that ruling was reversed and the motion to dismiss was granted.

Provisions and contingent liabilities (continued)

Our balance sheet at 31 December 2021 reflected provisions with respect to matters described in this item 4 in amounts that UBS believes to be appropriate under the applicable accounting standard. As in the case of other matters for which we have established provisions, the future outflow of resources in respect of such matters cannot be determined with certainty based on currently available information and accordingly may ultimately prove to be substantially greater (or may be less) than the provisions that we have recognized.

5. Foreign exchange, LIBOR and benchmark rates, and other trading practices

Foreign exchange-related regulatory matters: Beginning in 2013, numerous authorities commenced investigations concerning possible manipulation of foreign exchange markets and precious metals prices. As a result of these investigations, UBS entered into resolutions with Swiss, US and United Kingdom regulators and the European Commission. UBS was granted conditional immunity by the Antitrust Division of the DOJ and by authorities in other jurisdictions in connection with potential competition law violations relating to foreign exchange and precious metals businesses.

Foreign exchange-related civil litigation: Putative class actions have been filed since 2013 in US federal courts and in other jurisdictions against UBS and other banks on behalf of putative classes of persons who engaged in foreign currency transactions with any of the defendant banks. UBS has resolved US federal court class actions relating to foreign currency transactions with the defendant banks and persons who transacted in foreign exchange futures contracts and options on such futures under a settlement agreement that provides for UBS to pay an aggregate of USD 141 million and provide cooperation to the settlement classes. Certain class members have excluded themselves from that settlement and have filed individual actions in US and English courts against UBS and other banks, alleging violations of US and European competition laws and unjust enrichment.

In 2015, a putative class action was filed in federal court against UBS and numerous other banks on behalf of persons and businesses in the US who directly purchased foreign currency from the defendants and alleged co-conspirators for their own end use. In March 2017, the court granted UBS's (and the other banks') motions to dismiss the complaint. The plaintiffs filed an amended complaint in August 2017. In March 2018, the court denied the defendants' motions to dismiss the amended complaint.

LIBOR and other benchmark-related regulatory matters: Numerous government agencies conducted investigations regarding potential improper attempts by UBS, among others, to manipulate LIBOR and other benchmark rates at certain times. UBS reached settlements or otherwise concluded investigations relating to benchmark interest rates with the investigating authorities. UBS was granted conditional leniency or conditional immunity from authorities in certain jurisdictions, including the Antitrust Division of the DOJ and the Swiss Competition Commission (WEKO), in connection with potential antitrust or

competition law violations related to certain rates. However, UBS has not reached a final settlement with WEKO, as the Secretariat of WEKO has asserted that UBS does not qualify for full immunity.

LIBOR and other benchmark-related civil litigation: A number of putative class actions and other actions are pending in the federal courts in New York against UBS and numerous other banks on behalf of parties who transacted in certain interest rate benchmark-based derivatives. Also pending in the US and in other jurisdictions are a number of other actions asserting losses related to various products whose interest rates were linked to LIBOR and other benchmarks, including adjustable rate mortgages, preferred and debt securities, bonds pledged as collateral, loans, depository accounts, investments and other interest-bearing instruments. The complaints allege manipulation, through various means, of certain benchmark interest rates, including USD LIBOR, Euroyen TIBOR, Yen LIBOR, EURIBOR, CHF LIBOR, GBP LIBOR, SGD SIBOR and SOR and Australian BBSW, and seek unspecified compensatory and other damages under varying legal theories.

USD LIBOR class and individual actions in the US: In 2013 and 2015, the district court in the USD LIBOR actions dismissed, in whole or in part, certain plaintiffs' antitrust claims, federal racketeering claims, CEA claims, and state common law claims, and again dismissed the antitrust claims in 2016 following an appeal. In December 2021, the Second Circuit affirmed the district court's dismissal in part and reversed in part and remanded to the district court for further proceedings. The Second Circuit, among other things, held that there was personal jurisdiction over UBS and other foreign defendants based on allegations that at least one alleged co-conspirator undertook an overt act in the United States. Separately, in 2018, the Second Circuit reversed in part the district court's 2015 decision dismissing certain individual plaintiffs' claims and certain of these actions are now proceeding. In 2018, the district court denied plaintiffs' motions for class certification in the USD class actions for claims pending against UBS, and plaintiffs sought permission to appeal that ruling to the Second Circuit. In July 2018, the Second Circuit denied the petition to appeal of the class of USD lenders and in November 2018 denied the petition of the USD exchange class. In January 2019, a putative class action was filed in the District Court for the Southern District of New York against UBS and numerous other banks on behalf of US residents who, since 1 February 2014, directly transacted with a defendant bank in USD LIBOR instruments. The complaint asserts antitrust claims. The defendants moved to dismiss the complaint in August 2019. On 26 March 2020 the court granted defendants' motion to dismiss the complaint in its entirety. Plaintiffs have appealed the dismissal. In August 2020, an individual action was filed in the Northern District of California against UBS and numerous other banks alleging that the defendants conspired to fix the interest rate used as the basis for loans to consumers by jointly setting the USD LIBOR rate and monopolized the market for LIBOR-based consumer loans and credit cards. Defendants moved to dismiss the complaint in September 2021.

Provisions and contingent liabilities (continued)

Other benchmark class actions in the US:

Yen LIBOR / Euroyen TIBOR – In 2014, 2015 and 2017, the court in one of the Yen LIBOR / Euroyen TIBOR lawsuits dismissed certain of the plaintiffs' claims, including the plaintiffs' federal antitrust and racketeering claims. In August 2020, the court granted defendants' motion for judgment on the pleadings and dismissed the lone remaining claim in the action as impermissibly extraterritorial. Plaintiffs have appealed. In 2017, the court dismissed the other Yen LIBOR / Euroyen TIBOR action in its entirety on standing grounds. In April 2020, the appeals court reversed the dismissal and in August 2020 plaintiffs in that action filed an amended complaint focused on Yen LIBOR. The court granted in part and denied in part defendants' motion to dismiss the amended complaint in September 2021 and plaintiffs and the remaining defendants have moved for reconsideration.

CHF LIBOR – In 2017, the court dismissed the CHF LIBOR action on standing grounds and failure to state a claim. Plaintiffs filed an amended complaint following the dismissal, and the court granted a renewed motion to dismiss in September 2019. Plaintiffs appealed. In September 2021, the Second Circuit granted the parties' joint motion to vacate the dismissal and remand the case for further proceedings.

EURIBOR – In 2017, the court in the EURIBOR lawsuit dismissed the case as to UBS and certain other foreign defendants for lack of personal jurisdiction. Plaintiffs have appealed.

SIBOR / SOR – In October 2018, the court in the SIBOR / SOR action dismissed all but one of plaintiffs' claims against UBS. Plaintiffs filed an amended complaint following the dismissal, and the court granted a renewed motion to dismiss in July 2019. Plaintiffs appealed. In March 2021, the Second Circuit reversed the dismissal. Plaintiffs filed an amended complaint in October 2021, which defendants have moved to dismiss.

BBSW – In November 2018, the court in the BBSW lawsuit dismissed the case as to UBS and certain other foreign defendants for lack of personal jurisdiction. Following that dismissal, plaintiffs filed an amended complaint in April 2019, which UBS and other defendants named in the amended complaint moved to dismiss. In February 2020, the court in the BBSW action granted in part and denied in part defendants' motions to dismiss the amended complaint. In August 2020, UBS and other BBSW defendants joined a motion for judgment on the pleadings, which the court denied in May 2021.

GBP LIBOR – The court dismissed the GBP LIBOR action in August 2019. Plaintiffs have appealed.

Government bonds: Putative class actions have been filed since 2015 in US federal courts against UBS and other banks on behalf of persons who participated in markets for US Treasury securities since 2007. A consolidated complaint was filed in 2017 in the US District Court for the Southern District of New York alleging that the banks colluded with respect to, and manipulated prices of, US Treasury securities sold at auction and in the secondary market and

asserting claims under the antitrust laws and for unjust enrichment. Defendants' motions to dismiss the consolidated complaint was granted in March 2021. Plaintiffs filed an amended complaint, which defendants moved to dismiss in June 2021. Similar class actions have been filed concerning European government bonds and other government bonds.

In May 2021, the European Commission issued a decision finding that UBS and six other banks breached European Union antitrust rules in 2007–2011 relating to European government bonds. The European Commission fined UBS EUR 172 million. UBS is appealing the amount of the fine.

With respect to additional matters and jurisdictions not encompassed by the settlements and orders referred to above, our balance sheet at 31 December 2021 reflected a provision in an amount that UBS believes to be appropriate under the applicable accounting standard. As in the case of other matters for which we have established provisions, the future outflow of resources in respect of such matters cannot be determined with certainty based on currently available information and accordingly may ultimately prove to be substantially greater (or may be less) than the provision that we have recognized.

6. Swiss retrocessions

The Federal Supreme Court of Switzerland ruled in 2012, in a test case against UBS, that distribution fees paid to a firm for distributing third-party and intra-group investment funds and structured products must be disclosed and surrendered to clients who have entered into a discretionary mandate agreement with the firm, absent a valid waiver. FINMA issued a supervisory note to all Swiss banks in response to the Supreme Court decision. UBS has met the FINMA requirements and has notified all potentially affected clients.

The Supreme Court decision has resulted, and continues to result, in a number of client requests for UBS to disclose and potentially surrender retrocessions. Client requests are assessed on a case-by-case basis. Considerations taken into account when assessing these cases include, among other things, the existence of a discretionary mandate and whether or not the client documentation contained a valid waiver with respect to distribution fees.

Our balance sheet at 31 December 2021 reflected a provision with respect to matters described in this item 6 in an amount that UBS believes to be appropriate under the applicable accounting standard. The ultimate exposure will depend on client requests and the resolution thereof, factors that are difficult to predict and assess. Hence, as in the case of other matters for which we have established provisions, the future outflow of resources in respect of such matters cannot be determined with certainty based on currently available information and accordingly may ultimately prove to be substantially greater (or may be less) than the provision that we have recognized.

UBS AG interim consolidated financial information (unaudited)

This section contains a comparison of selected financial and capital information between UBS Group AG consolidated and UBS AG consolidated. Information for UBS AG consolidated does not differ materially from UBS Group AG on a consolidated basis.

Comparison between UBS Group AG consolidated and UBS AG consolidated

The accounting policies applied under International Financial Reporting Standards (IFRS) to both the UBS Group AG and the UBS AG consolidated financial statements are identical. However, there are certain scope and presentation differences as noted below.

- Assets, liabilities, operating income, operating expenses and operating profit before tax relating to UBS Group AG and its directly held subsidiaries, including UBS Business Solutions AG, are reflected in the consolidated financial statements of UBS Group AG but not in those of UBS AG. UBS AG's assets, liabilities, operating income and operating expenses related to transactions with UBS Group AG and its directly held subsidiaries, including UBS Business Solutions AG and other shared services subsidiaries, are not subject to elimination in the consolidated financial statements of UBS AG, but are eliminated in the consolidated financial statements of UBS Group AG. UBS Business Solutions AG and other shared services subsidiaries of UBS Group AG charge other legal entities within the UBS AG consolidation scope for services provided, including a markup on costs incurred.
- The equity of UBS Group AG consolidated was USD 2.6 billion higher than the equity of UBS AG consolidated as of 31 December 2021. This difference was mainly driven by higher dividends paid by UBS AG to UBS Group AG compared with the dividend distributions of UBS Group AG, as well as higher retained earnings in the consolidated financial statements of UBS Group AG, largely related to the aforementioned markup charged by shared services subsidiaries of UBS Group AG to other legal entities in the UBS AG scope of consolidation. In addition, UBS Group AG is the grantor of the majority of the compensation plans of the Group and recognizes share premium for equity-settled awards granted. These effects were partly offset by treasury shares acquired as part of our share repurchase programs and those held to hedge share delivery obligations associated with Group compensation plans, as well as additional share premium recognized at the UBS AG consolidated level related to the establishment of UBS Group AG and UBS Business Solutions AG, a wholly owned subsidiary of UBS Group AG.
- The going concern capital of UBS Group AG consolidated was USD 5.1 billion higher than the going concern capital of UBS AG consolidated as of 31 December 2021, reflecting higher common equity tier 1 (CET1) capital of USD 3.7 billion and going concern loss-absorbing additional tier 1 (AT1) capital of USD 1.4 billion.
- The CET1 capital of UBS Group AG consolidated was USD 3.7 billion higher than that of UBS AG consolidated as of 31 December 2021. The higher CET1 capital of UBS Group AG consolidated was primarily due to higher UBS Group AG consolidated IFRS equity of USD 2.6 billion, as described above, and lower UBS Group AG accruals for future capital returns to shareholders, partly offset by compensation-related regulatory capital accruals at the UBS Group AG level.
- The going concern loss-absorbing AT1 capital of UBS Group AG consolidated was USD 1.4 billion higher than that of UBS AG consolidated as of 31 December 2021, mainly reflecting deferred contingent capital plan awards granted at the Group level to eligible employees for the performance years 2016 to 2020, partly offset by two loss-absorbing AT1 capital instruments on-lent by UBS Group AG to UBS AG.

Comparison between UBS Group AG consolidated and UBS AG consolidated

	As of or for the quarter ended 31.12.21		
	UBS Group AG consolidated	UBS AG consolidated	Difference (absolute)
<i>USD million, except where indicated</i>			
Income statement			
Operating income	8,732	8,846	(114)
Operating expenses	7,003	7,227	(224)
Operating profit / (loss) before tax	1,729	1,619	109
<i>of which: Global Wealth Management</i>	563	541	22
<i>of which: Personal & Corporate Banking</i>	365	362	3
<i>of which: Asset Management</i>	334	328	6
<i>of which: Investment Bank</i>	713	710	3
<i>of which: Group Functions</i>	(246)	(321)	75
Net profit / (loss)	1,359	1,266	93
<i>of which: net profit / (loss) attributable to shareholders</i>	1,348	1,255	93
<i>of which: net profit / (loss) attributable to non-controlling interests</i>	11	11	0
Statement of comprehensive income			
Other comprehensive income	(181)	(197)	16
<i>of which: attributable to shareholders</i>	(177)	(194)	16
<i>of which: attributable to non-controlling interests</i>	(4)	(4)	0
Total comprehensive income	1,178	1,069	109
<i>of which: attributable to shareholders</i>	1,171	1,062	109
<i>of which: attributable to non-controlling interests</i>	7	7	0
Balance sheet			
Total assets	1,117,182	1,116,145	1,037
Total liabilities	1,056,180	1,057,702	(1,522)
Total equity	61,002	58,442	2,559
<i>of which: equity attributable to shareholders</i>	60,662	58,102	2,559
<i>of which: equity attributable to non-controlling interests</i>	340	340	0
Capital information			
Common equity tier 1 capital	45,281	41,594	3,687
Going concern capital	60,488	55,434	5,054
Risk-weighted assets	302,209	299,005	3,204
Common equity tier 1 capital ratio (%)	15.0	13.9	1.1
Going concern capital ratio (%)	20.0	18.5	1.5
Total loss-absorbing capacity ratio (%)	34.7	33.3	1.3
Leverage ratio denominator	1,068,862	1,067,679	1,183
Common equity tier 1 leverage ratio (%)	4.24	3.90	0.34
Going concern leverage ratio (%)	5.7	5.2	0.5
Total loss-absorbing capacity leverage ratio (%)	9.8	9.3	0.5

As of or for the quarter ended 30.9.21			As of or for the quarter ended 31.12.20		
UBS Group AG consolidated	UBS AG consolidated	Difference (absolute)	UBS Group AG consolidated	UBS AG consolidated	Difference (absolute)
9,128	9,224	(95)	8,117	8,220	(103)
6,264	6,512	(248)	6,132	6,324	(192)
2,865	2,712	152	1,985	1,896	89
1,516	1,500	16	864	855	9
478	479	(1)	353	353	(1)
214	214	0	401	401	0
837	833	4	529	528	1
(180)	(314)	134	(161)	(241)	79
2,289	2,163	125	1,645	1,572	73
2,279	2,154	125	1,636	1,563	73
9	9	0	9	9	0
(610)	(598)	(12)	83	54	29
(596)	(584)	(12)	65	36	29
(14)	(14)	0	18	18	0
1,678	1,565	113	1,728	1,626	102
1,683	1,570	113	1,701	1,599	102
(5)	(5)	0	27	27	0
1,088,773	1,088,246	528	1,125,765	1,125,327	438
1,028,221	1,030,828	(2,607)	1,066,000	1,067,254	(1,254)
60,552	57,418	3,134	59,765	58,073	1,691
60,219	57,085	3,134	59,445	57,754	1,691
333	333	0	319	319	0
45,022	41,356	3,665	39,890	38,181	1,709
60,369	55,334	5,035	56,178	52,610	3,567
302,426	299,612	2,814	289,101	286,743	2,358
14.9	13.8	1.1	13.8	13.3	0.5
20.0	18.5	1.5	19.4	18.3	1.1
34.0	32.6	1.4	35.2	34.2	1.0
1,044,916	1,044,438	479	1,037,150	1,036,771	379
4.31	3.96	0.35	3.85	3.68	0.16
5.8	5.3	0.5	5.4	5.1	0.3
9.8	9.4	0.5	9.8	9.5	0.3

UBS AG consolidated key figures

<i>USD million, except where indicated</i>	As of or for the quarter ended			As of or for the year ended	
	31.12.21	30.9.21	31.12.20	31.12.21	31.12.20
Results					
Operating income	8,846	9,224	8,220	35,976	32,780
Operating expenses	7,227	6,512	6,324	27,012	25,081
Operating profit / (loss) before tax	1,619	2,712	1,896	8,964	7,699
Net profit / (loss) attributable to shareholders	1,255	2,154	1,563	7,032	6,196
Profitability and growth					
Return on equity (%)	8.7	15.3	10.9	12.3	10.9
Return on tangible equity (%)	9.8	17.3	12.2	13.9	12.4
Return on common equity tier 1 capital (%)	12.1	21.1	16.3	17.6	16.6
Return on risk-weighted assets, gross (%)	11.8	12.5	11.7	12.3	11.9
Return on leverage ratio denominator, gross (%) ¹	3.3	3.5	3.3	3.4	3.4
Cost / income ratio (%)	81.9	70.7	76.3	75.4	74.9
Net profit growth (%)	(19.7)	6.8	151.3	13.5	56.3
Resources					
Total assets	1,116,145	1,088,246	1,125,327	1,116,145	1,125,327
Equity attributable to shareholders	58,102	57,085	57,754	58,102	57,754
Common equity tier 1 capital ²	41,594	41,356	38,181	41,594	38,181
Risk-weighted assets ²	299,005	299,612	286,743	299,005	286,743
Common equity tier 1 capital ratio (%) ²	13.9	13.8	13.3	13.9	13.3
Going concern capital ratio (%) ²	18.5	18.5	18.3	18.5	18.3
Total loss-absorbing capacity ratio (%) ²	33.3	32.6	34.2	33.3	34.2
Leverage ratio denominator ^{1,2}	1,067,679	1,044,438	1,036,771	1,067,679	1,036,771
Common equity tier 1 leverage ratio (%) ^{1,2}	3.90	3.96	3.68	3.90	3.68
Going concern leverage ratio (%) ^{1,2}	5.2	5.3	5.1	5.2	5.1
Total loss-absorbing capacity leverage ratio (%) ²	9.3	9.4	9.5	9.3	9.5
Other					
Invested assets (USD billion) ³	4,596	4,432	4,187	4,596	4,187
Personnel (full-time equivalents)	47,067	47,293	47,546	47,067	47,546

¹ Leverage ratio denominators and leverage ratios for the respective periods in 2020 do not reflect the effects of the temporary exemption that applied from 25 March 2020 until 1 January 2021 and was granted by FINMA in connection with COVID-19. Refer to the "Regulatory and legal developments" section of our Annual Report 2020 for more information. ² Based on the Swiss systemically relevant bank framework as of 1 January 2020. Refer to the "Capital management" section of this report for more information. ³ Consists of invested assets for Global Wealth Management, Asset Management and Personal & Corporate Banking. Refer to "Note 32 Invested assets and net new money" in the "Consolidated financial statements" section of our Annual Report 2020 for more information.

Currency translation rates

The following table shows the rates of the main currencies used to translate the financial information of UBS's operations with a functional currency other than the US dollar into US dollars.

	Closing exchange rate			Average rate ¹				
	As of			For the quarter ended			For the year ended	
	31.12.21	30.9.21	31.12.20	31.12.21	30.9.21	31.12.20	31.12.21	31.12.20
1 CHF	1.10	1.07	1.13	1.09	1.09	1.11	1.09	1.07
1 EUR	1.14	1.16	1.22	1.14	1.17	1.19	1.18	1.15
1 GBP	1.35	1.35	1.37	1.35	1.37	1.33	1.37	1.29
100 JPY	0.87	0.90	0.97	0.88	0.90	0.96	0.91	0.94

¹ Monthly income statement items of operations with a functional currency other than the US dollar are translated into US dollars using month-end rates. Disclosed average rates for a quarter or a year represent an average of three month-end rates or an average of twelve month-end rates, respectively, weighted according to the income and expense volumes of all operations of the Group with the same functional currency for each month. Weighted average rates for individual business divisions may deviate from the weighted average rates for the Group.

REGISTERED OFFICE OF THE ISSUER

UBS AG, London Branch
5 Broadgate
London
EC2M 2QS
United Kingdom

ISSUER'S AUDITORS

Ernst & Young Ltd
Aeschengraben 9
P.O. Box 2149 CH-4002 Basel
Switzerland

LEGAL ADVISERS

(as to Singapore law)

Allen & Gledhill LLP

One Marina Boulevard #28-00
Singapore 018989

WARRANT AGENT

The Central Depository (Pte) Limited

11 North Buona Vista Drive
#06-07 The Metropolis Tower 2
Singapore 138589