

## **Supplemental Listing Document**

If you are in any doubt as to any aspect of this document, you should consult your stockbroker or other registered dealer in securities, bank manager, solicitor, accountant or other professional adviser.

Application has been made to the Singapore Exchange Securities Trading Limited (the “**SGX-ST**”) for permission to deal in and for quotation of the Certificates (as defined below). The SGX-ST takes no responsibility for the contents of this document, makes no representation as to its accuracy or completeness and expressly disclaims any liability whatsoever for any loss howsoever arising from or in reliance upon the whole or any part of the contents of this document. Admission to the Official List of the SGX-ST is not to be taken as an indication of the merits of UBS AG, acting through its London branch, the Certificates, or the Company (as defined below).

**10,000,000 European Style Cash Settled Short Certificates relating to  
the ordinary shares of CNOOC Limited  
with a Daily Leverage of -5x**

**UBS AG  
(Incorporated with limited liability in Switzerland)  
acting through its London Branch**

---

**Issue Price: S\$0.30 per Certificate**

---

This document is published for the purpose of obtaining a listing of all the above certificates (the “**Certificates**”) to be issued by UBS AG (the “**Issuer**”) acting through its London branch, and is supplemental to and should be read in conjunction with a base listing document dated 28 June 2025 (the “**Base Listing Document**”), including its supplements and addenda as executed from time to time, for the purpose of giving information with regard to the Issuer and the Certificates. Information relating to the Company (as defined below) is contained in this document.

This document does not constitute or form part of any offer, or invitation, to subscribe for or to sell, or solicitation of any offer to subscribe for or to purchase, Certificates or other securities of the Issuer, nor is it calculated to invite, nor does it permit the making of, offers by the public to subscribe for or purchase for cash or other consideration the Certificates or other securities of the Issuer. Restrictions have been imposed on offers and sales of the Certificates and on distributions of documents relating thereto in the United States, the United Kingdom, the European Economic Area, Singapore and Hong Kong (see “Placing and Sale” contained herein).

The Certificates are complex products. You should exercise caution in relation to them. Investors are warned that the price of the Certificates may fall in value as rapidly as it may rise and holders may sustain a total loss of their investment. The price of the Certificates also depends on the supply and demand for the Certificates in the market and the price at which the Certificates is trading at any time may differ from the underlying valuation of the Certificates because of market inefficiencies. It is not possible to predict the secondary market for the Certificates. Although the Issuer and/or any of its affiliates may from time to time purchase the Certificates or sell additional

Certificates on the market, the Issuer and/or any of its affiliates are not obliged to do so. Investors should also note that there are leveraged risks because the Certificates integrate an inverse leverage mechanism and the Certificates will amplify the movements in the increase, and in the decrease, of the value of the Underlying Stock (as defined below) and if the investment results in a loss, any such loss will be increased by the leverage factor of the Certificates. As such, investors could lose more than they would if they had invested directly in the Underlying Stock.

For the purpose of section 309B(1) of the Securities and Futures Act 2001 of Singapore (the "SFA"), the Issuer has determined, and hereby notifies all relevant persons (as defined in section 309A of the SFA) that the Certificates are classified as capital markets products other than prescribed capital markets products<sup>1</sup> and Specified Investment Products (SIPs)<sup>2</sup>, and may only be sold to retail investors with enhanced safeguards, including an assessment of such investors' investment knowledge or experience.

Prospective purchasers should therefore ensure that they understand the nature of the Certificates and carefully study the risk factors set out in the Base Listing Document and pages 5 to 10 of this document before they invest in the Certificates.

Application has been made to the SGX-ST for permission to deal in and for quotation of the Certificates and the SGX-ST has agreed in principle to grant permission to deal in and for quotation of the Certificates. It is expected that dealings in the Certificates will commence on or about 6 May 2026.

As at the date hereof, the Issuer's long term credit rating by S&P Global Ratings Europe Limited is A+, by Moody's Investors Service Ltd. is Aa2 and by Fitch Ratings Ireland Limited is AA-.

The Issuer is regulated by, among others, the Swiss Federal Banking Commission. In the United Kingdom, it is authorised by the Prudential Regulatory Authority and subject to regulation by the Financial Conduct Authority and limited regulation by the Prudential Regulatory Authority.

5 May 2026

---

<sup>1</sup> As defined in the Securities and Futures (Capital Markets Products) Regulations 2018.

<sup>2</sup> As defined in the MAS Notice SFA 04-N12: Notice on the Sale of Investment Products and MAS Notice FAA-N16: Notice on Recommendations on Investment Products.

Subject as set out below, the Issuer accepts full responsibility for the accuracy of the information contained in this document and the Base Listing Document in relation to itself and the Certificates. To the best of the knowledge and belief of the Issuer (which has taken all reasonable care to ensure that such is the case), the information contained in this document and the Base Listing Document for which it accepts responsibility (subject as set out below in respect of the information contained herein with regard to the Company) is in accordance with the facts and does not omit anything likely to affect the import of such information. The information with regard to the Company as set out herein is extracted from publicly available information. The Issuer accepts responsibility only for the accurate reproduction of such information. No further or other responsibility or liability in respect of such information is accepted by the Issuer.

No persons have been authorised to give any information or to make any representation save as contained in this document or otherwise authorised by the Issuer in connection with the Certificates and, if given or made, such information or representations must not be relied upon as having been authorised by the Issuer. Neither the delivery of this document nor any sale made hereunder shall under any circumstances create any implication that there has been no change in the affairs of the Issuer or its subsidiaries and associates since the date hereof.

This document does not constitute an offer or solicitation by or on behalf of the Issuer to purchase or subscribe for any of the Certificates. The distribution of this document and the offering of the Certificates may, in certain jurisdictions, be restricted by law. The Issuer requires persons into whose possession this document comes to inform themselves of and observe all such restrictions. In particular, the Certificates have not been, and will not be, registered under the United States Securities Act of 1933, as amended (the "**Securities Act**"). Subject to certain exceptions, Certificates, or interests therein, may not at any time be offered, sold, resold or delivered, directly or indirectly, in the United States or to, or for the account or benefit of, any U.S. person (as defined in Regulation S under the Securities Act) or to others for offering, sale or resale in the United States or to any such U.S. person. Offers and sales of Certificates, or interests therein, in the United States or to U.S. persons would constitute a violation of United States securities laws unless made in compliance with registration requirements of the Securities Act or pursuant to an exemption therefrom. A further description of certain restrictions on offering and sale of the Certificates and distribution of this document is given in the section headed "Placing and Sale" contained herein.

The SGX-ST has made no assessment of, nor taken any responsibility for, the financial soundness of the Issuer or the merits of investing in the Certificates, nor have they verified the accuracy or the truthfulness of statements made or opinions expressed in this document.

The Issuer and/or any of its affiliates may repurchase Certificates at any time on or after the date of issue and any Certificates so repurchased may be offered from time to time in one or more transactions in the over-the-counter market or otherwise at prevailing market prices or in negotiated transactions, at the discretion of the Issuer and/or any of its affiliates. Investors should not therefore make any assumption as to the number of Certificates in issue at any time.

References in this document to the "**Conditions**" shall mean references to the Terms and Conditions of the European Style Cash Settled Long/Short Certificates on Single Equities contained in the Base Listing Document. Terms not defined herein shall have the meanings ascribed thereto in the Conditions.

**Table of Contents**

	<i>Page</i>
<b>Risk Factors</b>	<b>5</b>
<b>Terms and Conditions of the Certificates</b>	<b>11</b>
<b>Terms and Conditions of the European Style Cash Settled Long/Short Certificates on Single Equities</b>	<b>20</b>
<b>Summary of the Issue</b>	<b>31</b>
<b>Information relating to the European Style Cash Settled Short Certificates on Single Equities</b>	<b>33</b>
<b>Information relating to the Company</b>	<b>48</b>
<b>Information relating to the Designated Market Maker</b>	<b>49</b>
<b>Placing and Sale</b>	<b>51</b>
<b>Supplemental Information relating to the Issuer</b>	<b>56</b>
<b>Supplemental General Information</b>	<b>57</b>
<b>Appendix I</b>	
<b>Appendix II</b>	
<b>Appendix III</b>	
<b>Appendix IV</b>	

## RISK FACTORS

The following risk factors are relevant to the Certificates:-

- (a) investment in Certificates involves substantial risks including market risk, liquidity risk, and the risk that the Issuer will be unable to satisfy its obligations under the Certificates. Investors should ensure that they understand the nature of all these risks before making a decision to invest in the Certificates. You should consider carefully whether Certificates are suitable for you in light of your experience, objectives, financial position and other relevant circumstances. Certificates are not suitable for inexperienced investors;
- (b) the Certificates constitute direct, general and unsecured contractual obligations of the Issuer and if you purchase the Certificates you are relying upon the creditworthiness of the Issuer and have no rights under the Certificates against any other person. In particular, it should be noted that the Issuer issues a large number of financial instruments, including Certificates, on a global basis and, at any given time, the financial instruments outstanding may be substantial. If you purchase the Certificates you are relying upon the creditworthiness of the Issuer and have no rights under the Certificates against the Company which has issued the Underlying Stock (as defined below). The Issuer has substantially no obligation to a Certificate Holder (as defined in the Conditions) other than to pay amounts in accordance with the terms thereof as set forth herein and in the Base Listing Document. The Issuer does not in any respect underwrite or guarantee the performance of any Certificate. Any profit or loss realised by a Certificate Holder in respect of a Certificate upon exercise or otherwise due to changes in the value of such Certificate or the Underlying Stock is solely for the account of such Certificate Holder. In addition, the Issuer shall have the absolute discretion to put in place any hedging transaction or arrangement which it deems appropriate in connection with any Certificate or the Underlying Stock. A reduction in the rating, if any, accorded to outstanding debt securities of the Issuer by any one of its rating agencies could result in a reduction in the trading value of the Certificates;
- (c) since the Certificates relate to the price of the Underlying Stock, certain events relating to the Underlying Stock may cause adverse movements in the value and the price of the Underlying Stock, as a result of which, the Certificate Holders may, in extreme circumstances, sustain a significant loss of their investment if the price of the Underlying Stock has risen sharply;
- (d) in the event that the Company is subject to any sanction by governmental authorities, (i) such sanction may impact general investor interest in the Underlying Stock, which may in turn affect the liquidity and market price of the Underlying Stock, and (ii) investors should consult their own legal advisers to check whether and to what extent investing in the Certificates will be in violation of applicable laws and regulations;
- (e) in the event that the Company is controlled through weighted voting rights, certain individuals who own shares of a class which is being given more votes per share may have the ability to determine the outcome of most matters, and depending on the action taken by the Company, the market price of the Certificates could be adversely affected;
- (f) due to their nature, the Certificates can be volatile instruments and may be subject to considerable fluctuations in value. The price of the Certificates may fall in value as rapidly as it may rise due to, including but not limited to, variations in the frequency and magnitude of the changes in the price of the Underlying Stock, the time remaining to expiry and the creditworthiness of the Issuer;

- (g) fluctuations in the price of the Underlying Stock will affect the price of the Certificates but not necessarily in the same magnitude and direction, therefore, prospective investors intending to purchase Certificates to hedge their market risk associated with investing in the Underlying Stock which may be specified herein, should recognise the complexities of utilising the Certificates in this manner;
- (h) a Certificate Holder must tender a specified number of Certificates at any one time in order to exercise. Thus, Certificate Holders with fewer than the specified minimum number of Certificates in a particular series will either have to sell their Certificates or purchase additional Certificates, incurring transactions costs in each case, in order to realise their investment;
- (i) if, whilst any of the Certificates remain unexercised, trading in the Underlying Stock is suspended or halted on the relevant stock exchange, trading in the Certificates may be suspended for a similar period;
- (j) investors should note that the Issuer's obligations to pay amounts in accordance with the terms thereof as set forth herein shall be discharged by delivery of the aggregate Cash Settlement Amount (if positive) to all Certificate Holders in accordance with the agreement with the Warrant Agent;
- (k) investors should note that in the event of there being a Market Disruption Event (as defined in the Conditions) determination or payment of the Cash Settlement Amount (as defined in the Conditions) may be delayed, all as more fully described in the Conditions;
- (l) certain events relating to the Underlying Stock require or, as the case may be, permit the Issuer to make certain adjustments or amendments to the Conditions;
- (m) the Certificates are only exercisable on the expiry date and may not be exercised by Certificate Holders prior to such expiry date. Accordingly, if on such expiry date the Cash Settlement Amount is zero, a Certificate Holder will lose the value of his investment;
- (n) the total return on an investment in any Certificate may be affected by the Hedging Fee Factor (as defined below), Management Fee (as defined below) and Gap Premium (as defined below);
- (o) investors holding their position overnight should note that they would be required to bear the annualised cost which consists of the Management Fee and Gap Premium, which are calculated daily and applied to the value of the Certificates, as well as certain costs embedded within the Leverage Inverse Strategy (as described below) including the Stock Borrowing Cost (as defined below) and the Rebalancing Cost (as defined below);
- (p) investors should note that there may be an exchange rate risk where the Cash Settlement Amount may be converted from a foreign currency into Singapore dollars. Exchange rates between currencies are determined by forces of supply and demand in the foreign exchange markets. These forces are, in turn, affected by factors such as international balances of payments and other economic and financial conditions, government intervention in currency markets and currency trading speculation. Fluctuations in foreign exchange rates, foreign political and economic developments, and the imposition of exchange controls or other foreign governmental laws or restrictions applicable to such investments may affect the foreign currency market price and the exchange rate-adjusted equivalent price of the Certificates. Fluctuations in the exchange rate of any one currency may be offset by fluctuations in the exchange rate of other relevant currencies;

- (q) investors should note that there are leveraged risks because the Certificates integrate an inverse leverage mechanism and the Certificates will amplify the movements in the increase, and in the decrease, of the value of the Underlying Stock and if the investment results in a loss, any such loss will be increased by the leverage factor of the Certificates. As such, investors could lose more than they would if they had invested directly in the Underlying Stock;
- (r) when held for longer than a day, the performance of the Certificates could be more or less than the leverage factor that is embedded within the Certificates. The performance of the Certificates each day is locked in, and any subsequent returns are based on what was achieved the previous trading day. This process, referred to as compounding, may lead to a performance difference from 5 times the inverse performance of the Underlying Stock over a period longer than one day. This difference may be amplified in a volatile market with a sideways trend, where market movements are not clear in direction, whereby investors may sustain substantial losses;
- (s) the Air Bag Mechanism (as defined below) is triggered only when the Underlying Stock is calculated or traded, which may not be during the trading hours of the Relevant Stock Exchange for the Certificates (as defined below);
- (t) investors should note that the Air Bag Mechanism reduces the impact on the Leverage Inverse Strategy if the Underlying Stock rises further, but will also maintain a reduced exposure to the Underlying Stock in the event the Underlying Stock starts to fall after the Air Bag Mechanism is triggered, thereby reducing its ability to recoup losses;
- (u) there is no assurance that the Air Bag Mechanism will prevent investors from losing the entire value of their investment, in the event of (i) an overnight rise in the Underlying Stock, where there is a 20% or greater gap between the previous trading day closing price and the opening price of the Underlying Stock the following trading day, as the Air Bag Mechanism will only be triggered when the market (in respect of which the Underlying Stock is listed) opens the following trading day (including pre-opening session or opening auction, as the case may be) or (ii) a sharp intraday rise in the Underlying Stock of 20% or greater during the observation period compared to the reference price, being: (a) if air bag event has not been previously triggered on the same day, the previous closing price of the Underlying Stock, or (b) if one or more air bag events have been previously triggered on the same day, the latest new observed price. Investors may refer to pages 41 to 42 of this document for more information;
- (v) certain events may, pursuant to the terms and conditions of the Certificates, trigger (A) the implementation of methods of adjustment or (B) the early termination of the Certificates. The Issuer will give the investors reasonable notice of any early termination. If the Issuer terminates the Certificates early, then the Issuer will, if and to the extent permitted by applicable law, pay an amount to each Certificate Holder in respect of each Certificate held by such holder equal to the fair market value of the Certificate less the cost to the Issuer of unwinding any underlying related hedging arrangements, all as determined by the Issuer in its sole and absolute discretion. The performance of this commitment shall depend on (A) general market conditions and (B) the liquidity conditions of the underlying instrument(s) and, as the case may be, of any other hedging transactions. Investors should note that the amount repaid by the Issuer may be less than the amount initially invested. Investors may refer to Condition 13 on pages 28 to 29 of this document for more information;

- (w) investors should note that it is not possible to predict the price at which the Certificates will trade in the secondary market or whether such market will be liquid or illiquid. To the extent Certificates of a particular issue are exercised, the number of Certificates of such issue outstanding will decrease, resulting in a diminished liquidity for the remaining Certificates of such issue. A decrease in the liquidity of an issue of Certificates may cause, in turn, an increase in the volatility associated with the price of such issue of Certificates. The Issuer may, but is not obligated to, at any time, purchase Certificates at any price in the open market or by tender or private agreement. Any Certificates so purchased may be held or resold or surrendered for cancellation. To the extent that an issue of Certificates becomes illiquid, an investor may have to exercise such Certificates to realise value;
- (x) two or more risk factors may simultaneously have an effect on the value of a Certificate such that the effect of any individual risk factor may not be predicted. No assurance can be given as to the effect any combination of risk factors may have on the value of a Certificate;
- (y) investors should note that they may be required to pay stamp taxes or other documentary charges in accordance with the laws and practices of the country where the Certificates are transferred. Investors who are in any doubt as to their tax position should consult their own independent tax advisers. In addition, investors should be aware that tax regulations and their application by the relevant taxation authorities change from time to time. Accordingly, it is not possible to predict the precise tax treatment which will apply at any given time. Investors should refer to the Taxation Section in the Base Listing Document;
- (z) investors should note that the Issuer may enter into discount, commission or fee arrangements with brokers and/or any of its subsidiaries or affiliates with respect to the primary or secondary market in the Certificates. The arrangements may result in the benefit to investors in Certificates buying and selling Certificates through nominated brokers by reducing or eliminating the commission payable by such Certificate Holders. In the event that the commission payable by Certificate Holders is eliminated, fee arrangements between the Issuer and brokers and/or any of its subsidiaries or affiliates will continue to apply. Investors in the Certificates should note that any brokers with whom the Issuer has a commission arrangement does not, and cannot be expected to, deal exclusively in the Certificates, therefore any broker and/or any of its subsidiaries or affiliates may from time to time engage in transactions involving the Underlying Stock and/or structured products of other issuers over the Underlying Stock as the Certificates for their proprietary accounts and/or accounts of their clients. The fact that the same broker may deal simultaneously for different clients in competing products in the market place may affect the value of the Certificates and present certain conflicts of interests;
- (aa) various potential and actual conflicts of interest may arise from the overall activities of the Issuer and any of its subsidiaries and affiliates.

The Issuer and any of its subsidiaries and affiliates are diversified financial institutions with relationships in countries around the world. These entities engage in a wide range of commercial and investment banking, brokerage, funds management, hedging transactions and investment and other activities for their own account or the account of others. In addition, the Issuer and any of its subsidiaries and affiliates, in connection with their other business activities, may possess or acquire material information about the Underlying Stock. Such activities and information may involve or otherwise affect issuers of the Underlying Stock in a manner that may cause consequences adverse to the Certificate Holders or otherwise create conflicts of interests in connection with the issue of Certificates by the Issuer. Such actions and conflicts may include, without limitation, the exercise of voting power, the purchase and

sale of securities, financial advisory relationships and exercise of creditor rights. The Issuer and any of its subsidiaries and affiliates have no obligation to disclose such information about the Underlying Stock or such activities. The Issuer and any of its subsidiaries and affiliates and their officers and directors may engage in any such activities without regard to the issue of Certificates by the Issuer or the effect that such activities may directly or indirectly have on any Certificate;

- (bb) in the ordinary course of their business, including without limitation in connection with the Issuer or its appointed designated market maker's market making activities, the Issuer and any of its respective subsidiaries and affiliates may effect transactions for their own account or for the account of their customers and hold long or short positions in the Underlying Stock and/or related derivatives. In addition, in connection with the offering of any Certificates, the Issuer and any of its respective subsidiaries and affiliates may enter into one or more hedging transactions with respect to the Underlying Stock and/or related derivatives. In connection with such hedging or market-making activities or with respect to proprietary or other trading activities by the Issuer and any of its respective subsidiaries and its affiliates, the Issuer and any of its respective subsidiaries and affiliates may enter into transactions in the Underlying Stock and/or related derivatives which may affect the market price, liquidity or value of the Certificates and which may affect the interests of Certificate Holders;
- (cc) the value of the Certificates depends on the Leverage Inverse Strategy performance built in the Certificate. The Calculation Agent will make the Leverage Inverse Strategy last closing level and a calculation tool available to the investors on a website;
- (dd) certain risks relating to the Issuer's operating environment and strategy, including those as set out in Appendix 2 of the Base Listing Document, may impact the Issuer's ability to execute its strategy and directly affect its business activities, financial condition, results of operations and prospects. As a broad-based international financial services firm, the Issuer is inherently exposed to risks that become apparent only with the benefit of hindsight, risks of which it is not presently aware or which it currently does not consider to be material could also materially affect its business activities, financial condition, results of operations and prospects. The sequence in which the risk factors are set out in Appendix 2 of the Base Listing Document is not indicative of their likelihood of occurrence or the potential magnitude of their financial consequences;
- (ee) as the Certificates are represented by a global warrant certificate which will be deposited with The Central Depository (Pte) Limited ("**CDP**"):-
  - (i) investors should note that no definitive certificate will be issued in relation to the Certificates;
  - (ii) there will be no register of Certificate Holders and each person who is for the time being shown in the records maintained by CDP as entitled to a particular number of Certificates by way of interest (to the extent of such number) in the global warrant certificate in respect of those Certificates represented thereby shall be treated as the holder of such number of Certificates;
  - (iii) investors will need to rely on any statements received from their brokers/custodians as evidence of their interest in the Certificates; and
  - (iv) notices to such Certificate Holders will be published on the website of the SGX-ST. Investors will need to check the website of the SGX-ST regularly and/or rely on their brokers/custodians to obtain such notices;

- (ff) investing in the Certificates may involve risks related to the discontinuance, changes or adjustments to benchmarks generally.

Discontinuance of, or changes to, benchmarks may require adjustments to the Issuer's agreements, systems and processes. The interbank offered rate(s) and other interest rate, equity, commodity, foreign exchange and other types of indices which are deemed to be "benchmarks", are the subject of national, international and other regulatory guidance and proposals for reform. Some of these reforms are already effective whilst others are still to be or may be implemented. These reforms may cause such benchmarks to perform differently than in the past, to disappear entirely, or have other consequences which cannot be predicted. Any such consequence could have a material adverse effect on any Certificates referencing such a benchmark. Investors should consult their own independent advisers and make their own assessment about the potential risks or any of the international or national reforms in making any investment decision with respect to any Certificates referencing a benchmark; and

- (gg) specifically, the reform of HIBOR may adversely affect the value of the Certificates

The Hong Kong Inter-bank Offered Rate ("**HIBOR**") benchmark is referenced in the Leverage Inverse Strategy.

It is not possible to predict with certainty whether, and to what extent, HIBOR will continue to be supported going forwards. This may cause HIBOR to perform differently than they have done in the past, and may have other consequences which cannot be predicted. Such factors may have (without limitation) the following effects: (i) discouraging market participants from continuing to administer or contribute to a benchmark; (ii) triggering changes in the rules or methodologies used in the benchmark and/or (iii) leading to the disappearance of the benchmark. Any of the above changes or any other consequential changes as a result of international or national reforms or other initiatives or investigations, could have a material adverse effect on the value of and return on the Certificates.

In addition, the occurrence of a modification or cessation of HIBOR may cause adjustment of the Certificates which may include selecting one or more successor benchmarks and making related adjustments to the Certificates, including if applicable to reflect increased costs.

The Calculation Agent may make adjustments as it may determine appropriate if any of the following circumstances occurs or may occur: (1) HIBOR is materially changed or cancelled or (2)(i) the relevant authorisation, registration, recognition, endorsement, equivalence decision or approval in respect of the benchmark or the administrator or sponsor of the benchmark is not obtained, (ii) an application for authorisation, registration, recognition, endorsement, equivalence decision, approval or inclusion in any official register is rejected or (iii) any authorisation, registration, recognition, endorsement, equivalence decision or approval is suspended or inclusion in any official register is withdrawn.

Investors should consult their own independent advisers and make their own assessment about the potential risks imposed by any of the international or national reforms in making any investment decision with respect to any Certificate.

## TERMS AND CONDITIONS OF THE CERTIFICATES

*The following are the terms and conditions of the Certificates and should be read in conjunction with, and are qualified by reference to, the other information set out in this document and the Base Listing Document.*

The Conditions are set out in the section headed “Terms and Conditions of the European Style Cash Settled Long/Short Certificates on Single Equities” in the Base Listing Document. For the purposes of the Conditions, the following terms shall have the following meanings:

Certificates:	10,000,000 European Style Cash Settled Short Certificates relating to the ordinary shares of CNOOC Limited traded in HKD (the “ <b>Underlying Stock</b> ” or the “ <b>Underlying</b> ”)
ISIN:	CH1465034234
Company:	CNOOC Limited (RIC: 0883.HK)
Underlying Price <sup>3</sup> and Source:	HK\$28.56 (Bloomberg)
Calculation Agent:	UBS AG acting through its London Branch
Strike Level:	Zero
Daily Leverage:	-5x (within the Leverage Inverse Strategy as described below)
Notional Amount per Certificate:	SGD 0.30
Management Fee (p.a.) <sup>4</sup> :	0.40%
Gap Premium (p.a.) <sup>5</sup> :	16.50%, is a hedging cost against extreme market movements overnight.
Stock Borrowing Cost <sup>6</sup> :	The annualised costs for borrowing stocks in order to take an inverse exposure on the Underlying Stock.
Rebalancing Cost <sup>6</sup> :	The transaction costs (if applicable), computed as a function of leverage and daily inverse performance of the Underlying Stock.
Launch Date:	27 April 2026
Closing Date:	5 May 2026

<sup>3</sup> These figures are calculated as at, and based on information available to the Issuer on or about 5 May 2026. The Issuer is not obliged, and undertakes no responsibility to any person, to update or inform any person of any changes to the figures after 5 May 2026.

<sup>4</sup> Please note that the Management Fee is calculated on a 360-day basis and may be increased up to a maximum of 3% p.a. on giving one month’s notice to investors. Any increase in the Management Fee will be announced on the SGXNET. Please refer to “Fees and Charges” below for further details of the fees and charges payable and the maximum of such fees as well as other ongoing expenses that may be borne by the Certificates.

<sup>5</sup> Please note that the Gap Premium is calculated on a 360-day basis.

<sup>6</sup> These costs are embedded within the Leverage Inverse Strategy. Please note that the Stock Borrowing Cost may be changed on giving 5 Business Days’ notice to investors. Any change in the Stock Borrowing Cost will be announced on the SGXNET.

Expected Listing Date:	6 May 2026
Last Trading Date:	The date falling 5 Business Days immediately preceding the Expiry Date, currently being 24 July 2028
Expiry Date:	31 July 2028 (if the Expiry Date is not a Business Day, then the Expiry Date shall fall on the preceding Business Day and subject to adjustment of the Valuation Date upon the occurrence of Market Disruption Events as set out in the Conditions of the Certificates)
Board Lot:	100 Certificates
Valuation Date:	28 July 2028 or if such day is not an Exchange Business Day, the immediately preceding Exchange Business Day.
Exercise:	The Certificates may only be exercised on the Expiry Date or if the Expiry Date is not a Business Day, the immediately preceding Business Day, in a Board Lot or integral multiples thereof. Certificate Holders shall not be required to deliver an exercise notice. Exercise of Certificates shall be determined by whether the Cash Settlement Amount (less any Exercise Expenses) is positive. If the Cash Settlement Amount (less any Exercise Expenses) is positive, all Certificates shall be deemed to have been automatically exercised at 5:00 p.m. (Singapore time) on the Expiry Date or if the Expiry Date is not a Business Day, the immediately preceding Business Day. The Cash Settlement Amount less the Exercise Expenses in respect of the Certificates shall be paid in the manner set out in Condition 4(c) of the Conditions. In the event the Cash Settlement Amount (less any Exercise Expenses) is zero, all Certificates shall be deemed to have expired at 5:00 p.m. (Singapore time) on the Expiry Date or if the Expiry Date is not a Business Day, the immediately preceding Business Day, and Certificate Holders shall not be entitled to receive any payment from the Issuer in respect of the Certificates.
Cash Settlement Amount:	In respect of each Certificate, shall be an amount (if positive) payable in the Settlement Currency equal to:  Closing Level multiplied by the Notional Amount per Certificate  Please refer to the "Information relating to the European Style Cash Settled Short Certificates on Single Equities" section on pages 33 to 47 of this document for examples and illustrations of the calculation of the Cash Settlement Amount.
Hedging Fee Factor:	In respect of each Certificate, shall be an amount calculated as: Product (for t from Expected Listing Date to Valuation Date) of $(1 - \text{Management Fee} \times (\text{ACT}(t-1;t) \div 360)) \times (1 - \text{Gap Premium}(t-1) \times (\text{ACT}(t-1;t) \div 360))$ , where:

“t” refers to “**Observation Date**” which means each Underlying Stock Business Day (subject to Market Disruption Event) from (and including) the Underlying Stock Business Day immediately preceding the Expected Listing Date to the Valuation Date; and

ACT (t-1;t) means the number of calendar days between the Underlying Stock Business Day immediately preceding the Observation Date (which is “t-1”) (included) and the Observation Date (which is “t”) (excluded).

An “**Underlying Stock Business Day**” is a day on which The Stock Exchange of Hong Kong Limited (the “**HKEX**”) is open for dealings in Hong Kong during its normal trading hours and banks are open for business in Hong Kong.

Please refer to the “Information relating to the European Style Cash Settled Short Certificates on Single Equities” section on pages 33 to 47 of this document for examples and illustrations of the calculation of the Hedging Fee Factor.

Closing Level: In respect of each Certificate, shall be an amount payable in the Settlement Currency equal to:

$$\left( \frac{\text{Final Reference Level} \times \text{Final Exchange Rate}}{\text{Initial Reference Level} \times \text{Initial Exchange Rate}} - \text{Strike Level} \right) \times \text{Hedging Fee Factor}$$

Initial Reference Level: 1,000

Final Reference Level: The closing level of the Leverage Inverse Strategy (as described below) on the Valuation Date

The calculation of the closing level of the Leverage Inverse Strategy is set out in the “Specific Definitions relating to the Leverage Inverse Strategy” section on pages 15 to 19 below.

Initial Exchange Rate<sup>3</sup>: 0.162940133

Final Exchange Rate: The rate for the conversion of HKD to SGD as at 5:00pm (Singapore Time) on the Valuation Date as shown on Reuters, provided that if the Reuters service ceases to display such information, as determined by the Issuer by reference to such source(s) as the Issuer may reasonably determine to be appropriate at such a time.

Air Bag Mechanism: The “**Air Bag Mechanism**” refers to the mechanism built in the Leverage Inverse Strategy and which is designed to reduce the Leverage Inverse Strategy exposure to the Underlying Stock during extreme market conditions. If the Underlying Stock rises by 15% or more (“**Air Bag Trigger Price**”) during the trading day (which represents approximately 75% loss after a 5 times inverse leverage), the Air Bag Mechanism is triggered and the Leverage Inverse Strategy is adjusted intra-day. The Air Bag Mechanism reduces the

impact on the Leverage Inverse Strategy if the Underlying Stock rises further, but will also maintain a reduced exposure to the Underlying Stock in the event the Underlying Stock starts to fall after the Air Bag Mechanism is triggered, thereby reducing its ability to recoup losses.

Trading of Certificates is suspended for at least 30 minutes of continuous trading after the Air Bag is triggered. The resumption of trading is subject to the SGX-ST's requirements of at least 15 minutes after the SGX-ST approves the request from the Issuer to resume trading on the Certificates, rounded to the next quarter of an hour.

The Leverage Inverse Strategy is floored at 0 and the Certificates cannot be valued below zero.

Please refer to the "Air Bag Mechanism" section on page 19 below and the "Description of Air Bag Mechanism" section on pages 39 to 40 of this document for further information of the Air Bag Mechanism.

Adjustments and Extraordinary Events:	The Issuer has the right to make adjustments to the terms of the Certificates if certain events, including any capitalisation issue, rights issue, extraordinary distributions, merger, delisting, insolvency (as more specifically set out in the terms and conditions of the Certificates) occur in respect of the Underlying Stock. For the avoidance of doubt, no notice will be given if the Issuer determines that adjustments will not be made.
Underlying Stock Currency:	Hong Kong Dollar (" <b>HKD</b> ")
Settlement Currency:	Singapore Dollar (" <b>SGD</b> ")
Exercise Expenses:	Certificate Holders will be required to pay all charges which are incurred in respect of the exercise of the Certificates.
Relevant Stock Exchange for the Certificates:	The Singapore Exchange Securities Trading Limited (" <b>SGX-ST</b> ")
Relevant Stock Exchange for the Underlying Stock:	HKEX
Business Day, Settlement Business Day and Exchange Business Day:	<p>A "<b>Business Day</b>" or a "<b>Settlement Business Day</b>" is a day (excluding Saturdays, Sundays and public holidays) on which the SGX-ST is open for dealings in Singapore during its normal trading hours and banks are open for business in Singapore.</p> <p>An "<b>Exchange Business Day</b>" is a day on which the SGX-ST and the HKEX are open for dealings in Singapore and Hong Kong respectively during its normal trading hours and banks are open for business in Singapore and Hong Kong.</p>

Warrant Agent:	The Central Depository (Pte) Limited (“CDP”)
Clearing System:	CDP
Fees and Charges:	<p>Normal transaction and brokerage fees shall apply to the trading of the Certificates on the SGX-ST. Investors should note that they may be required to pay stamp taxes or other documentary charges in accordance with the laws and practices of the country where the Certificates are transferred. Investors who are in any doubt as to their tax position should consult their own independent tax advisers. In addition, investors should be aware that tax regulations and their application by the relevant taxation authorities change from time to time. Accordingly, it is not possible to predict the precise tax treatment which will apply at any given time.</p> <p>Investors holding position overnight would also be required to bear the Management Fee and Gap Premium, which are calculated daily and applied to the value of the Certificates, as well as certain costs embedded within the Leverage Inverse Strategy including the Stock Borrowing Cost and the Rebalancing Cost. The Management Fee may be increased up to a maximum of 3% p.a. on giving one month’s notice to investors in accordance with the terms and conditions of the Certificates. Any increase in the Management Fee will be announced on the SGXNET.</p>
Further Information:	Please refer to the website at <a href="http://dlc.ubs.com">http://dlc.ubs.com</a> for more information on the theoretical closing price of the Certificates on the previous trading day, the closing price of the Underlying Stock on the previous trading day, the Air Bag Trigger Price for each trading day and the Management Fee and Gap Premium.

### **Specific Definitions relating to the Leverage Inverse Strategy**

#### **Description of the Leverage Inverse Strategy**

The Leverage Inverse Strategy is designed to track a 5 times daily leveraged inverse exposure to the Underlying Stock.

At the end of each trading day of the Underlying Stock, the exposure of the Leverage Inverse Strategy to the Underlying Stock is reset within the Leverage Inverse Strategy in order to retain a daily leverage of 5 times the inverse performance of the Underlying Stock (excluding costs) regardless of the performance of the Underlying Stock on the preceding day. This mechanism is referred to as the Daily Reset.

The Leverage Inverse Strategy incorporates an air bag mechanism which is designed to reduce exposure to the Underlying Stock during extreme market conditions, as further described below.

**Leverage Inverse Strategy Formula**

**LSL<sub>t</sub>** means the Leverage Inverse Strategy Level as of the Leverage Reset Time (t), calculated in accordance with the following formulae:

On Leverage Reset Time(1):

$$LSL_1 = 1000$$

On each subsequent Leverage Reset Time(t):

$$LSL_t = \text{Max}[LSL_{r(t)} \times (1 + LR_{r(t),t} - FC_{r(t),t} - SB_{r(t),t} - RC_{r(t),t}), 0]$$

**Leverage Reset Time (t)** means

1) the scheduled closing time for the Relevant Stock Exchange for the Underlying Stock (or any successor thereto) on any Observation Date; and

2) end of any Intraday Restrike Event Observation Period.

Leverage Reset Time (1) is the scheduled close for the Relevant Stock Exchange for the Underlying Stock on Issue Date.

**Leverage Reset Time r(t)** means the Leverage Reset Time immediately preceding the Leverage Reset Time (t).

**LR<sub>r(t),t</sub>** means the Leveraged Return of the Underlying Stock between Leverage Reset Time r(t) and Leverage Reset Time (t), calculated as follows:

$$LR_{r(t),t} = \text{Leverage} \times \left( \frac{S_t}{S_{r(t)} \times R_{factor_t}} - 1 \right)$$

**FC<sub>r(t),t</sub>** means, the Funding Cost between the Leverage Reset Time r(t) (included) and the Leverage Reset Time (t) (excluded) calculated as follows:

If the Leverage Reset Time r(t) is at the scheduled closing time for the Relevant Stock Exchange for the Underlying Stock (or any successor thereto) on any Observation Date,

$$FC_{r(t),t} = (\text{Leverage} - 1) \times \frac{\text{Rate}_{r(t)} \times \text{ACT}(r(t), t)}{\text{DayCountBasisRate}}$$

Otherwise,  $FC_{r(t),t} = 0$

**SB<sub>r(t),t</sub>** means the Stock Borrowing Cost between the Leverage Reset Time r(t) (included) and the Leverage Reset Time (t) (excluded) calculated as follows:

If the Leverage Reset Time r(t) is at the scheduled closing time for the Relevant Stock Exchange for the Underlying Stock (or any successor thereto) on any Observation Date,

$$SB_{r(t),t} = -\text{Leverage} \times \frac{\text{CB} \times \text{ACT}(r(t), t)}{\text{DayCountBasisRate}}$$

Otherwise,  $SB_{r(t),t} = 0$

**CB** means the Cost of Borrowing applicable that is equal to: 4.00%

<b>RC<sub>r(t),t</sub></b>	<p>means the Rebalancing Cost of the Leverage Inverse Strategy as at Leverage Reset Time (t), calculated as follows :</p> $RC_{r(t),t} = \text{Leverage} \times (\text{Leverage} - 1) \times \left( \left  \frac{S_t}{S_{r(t)} \times Rfactor_t} - 1 \right  \right) \times TC$
<b>TC</b>	<p>means the Transaction Costs applicable as determined by the Calculation Agent (including Stamp Duty and any other applicable taxes, levies and costs which may be levied on the stock transactions on the Relevant Stock Exchange for the Underlying Stock by the applicable regulatory authorities from time to time) that are currently equal to :</p> <p>0.11%</p> <p>“Stamp Duty” refers to the applicable rate of stamp duty on the stock transactions in the jurisdiction of the Relevant Stock Exchange for the Underlying Stock, which may be changed by the applicable regulatory authorities from time to time.</p>
<b>Leverage</b>	-5
<b>S<sub>t</sub></b>	<p>means the Underlying Stock Price as of Leverage Reset Time (t) computed as follows, subject to the adjustments and provisions of the Conditions:</p> <p>If the Leverage Reset Time (t) is at the scheduled closing time for the Relevant Stock Exchange for the Underlying Stock (or any successor thereto) on any Observation Date,</p> <p>S<sub>t</sub> is the Closing Price of the Underlying Stock as of such Observation Date.</p> <p>Otherwise,</p> <p>S<sub>t</sub> is the highest price of the Underlying Stock during the respective Intraday Restrike Observation Period.</p>
<b>Rfactor<sub>t</sub></b>	<p>means an amount determined by the Calculation Agent, according to the following formula, subject to the adjustments and provisions of the Conditions:</p> <p>If in respect of the Leverage Reset Time (t), the immediately preceding Leverage Reset Time r(t) is at the scheduled closing time for the Relevant Stock Exchange for the Underlying Stock (or any successor thereto) on any Observation Date,</p> $Rfactor_t = 1 - \frac{Div_t}{S_{r(t)}}$ <p>Otherwise,</p> $Rfactor_t = 1$ <p>Where</p> <p><i>Div<sub>t</sub></i> is the dividend to be paid out in respect of the Underlying Stock on the Observation Date of the Leverage Reset Time (t) if such Observation Date is an ex-dividend date, otherwise is zero. The dividend shall be considered gross of any applicable withholding taxes.</p>

**Rate<sub>t</sub>** means, in respect of the Observation Date of Leverage Reset Time (t), the Overnight HKD Hong Kong Interbank Offered Rate (HIBOR) Fixing, as published on Reuters RIC HHHKDOND= or any successor page, being the rate as of day (t), provided that if such rate is not available, then the rate shall be determined by reference to the latest available rate that was published on the relevant Reuters page. Upon the occurrence or likely occurrence, as determined by the Calculation Agent, of a Benchmark Event, the Calculation Agent may make adjustments as it may determine appropriate to account for the relevant event or circumstance, including but not limited to using any alternative rates from such date, with or without retroactive effect as the Calculation Agent may in its sole and absolute discretion determine.

**Benchmark Event**

means:

- (a) the relevant reference rate has ceased to be published on the relevant screen page as a result of such benchmark ceasing to be calculated or administered; or
- (b) a public statement by the administrator of the relevant reference rate that (in circumstances where no successor administrator has been or will be appointed that will continue publication of such reference rate) it has ceased publishing such reference rate permanently or indefinitely or that it will cease to do so by a specified future date (the "**Specified Future Date**"); or
- (c) a public statement by the supervisor of the administrator of the relevant reference rate that such reference rate has been or will, by a specified future date (the "**Specified Future Date**"), be permanently or indefinitely discontinued; or
- (d) a public statement by the supervisor of the administrator of the relevant reference rate as a consequence of which Reference Rate will, by a specified future date (the "**Specified Future Date**"), be prohibited from being used, or that its use will be subject to restrictions or adverse consequences, either generally or in respect of the Certificates; or
- (e) a public statement by the supervisor of the administrator of the relevant reference rate that, in the view of such supervisor, such reference rate is or will, by a specified future date (the "**Specified Future Date**"), be no longer representative of an underlying market or the methodology to calculate such reference rate has materially changed; or
- (f) it has or will, by a specified date within the following six months, become unlawful for the Calculation Agent or the Issuer to calculate any payments due to be made to any holder of the Certificates using the relevant reference rate (including, without limitation, under the Benchmarks Regulation (EU) 2016/1011, if applicable).

Notwithstanding the subparagraphs above, where the relevant Benchmark Event is a public statement within subparagraphs (b), (c), (d) or (e) above and the Specified Future Date in the public statement is more than six months after the date of that public statement, the Benchmark Event shall not be deemed occur until the date falling six months prior to such Specified Future Date.

**ACT(r(t),t)**

ACT (r(t),t) means the number of calendar days between the Observation Date of the Leverage Reset Time r(t) (included) and the Observation Date of the Leverage Reset Time (t) (excluded).

**DayCountBasisRate** 365

**Air Bag Mechanism**

**Intraday Restrike Event** means in respect of an Observation Date, the increase at any Calculation Time of the Underlying Stock price by 15% or more compared with the amount of  $S_{r(t)} \times Rfactor_t$  where r(t) means the immediately preceding Leverage Reset Time prior to such Calculation Time.

**Calculation Time** means any time between the TimeReferenceOpening and the TimeReferenceClosing, provided that the relevant data is available to enable the Calculation Agent to determine the Leverage Inverse Strategy Level.

**TimeReferenceOpening** means the scheduled opening time (including pre-opening session or opening auction, as the case may be) for the Relevant Stock Exchange for the Underlying Stock (or any successor thereto).

**TimeReferenceClosing** means the scheduled closing time (including closing auction session) for the Relevant Stock Exchange for the Underlying Stock (or any successor thereto).

**Intraday Restrike Event Observation Period** means in respect of an Intraday Restrike Event, the period starting on and excluding the Intraday Restrike Event Time and finishing on and including the sooner between (1) the time falling 15 minutes of continuous trading after the Intraday Restrike Event Time and (2) the TimeReferenceClosing.

Where, during such period, the Calculation Agent determines that (1) the trading in the Underlying Stock is disrupted or subject to suspension or limitation or (2) the Relevant Stock Exchange for the Underlying Stock is not open for continuous trading, the Intraday Restrike Event Observation Period will be extended to the extent necessary until (1) the trading in the Underlying Stock is no longer disrupted, suspended or limited and (2) the Relevant Stock Exchange for the Underlying Stock is open for continuous trading.

**Intraday Restrike Event Time** means in respect of an Intraday Restrike Event, the Calculation Time on which such event occurs.

The Conditions set out in the section headed "Terms and Conditions of the European Style Cash Settled Long/Short Certificates on Single Equities" in the Base Listing Document are set out below. This section is qualified in its entirety by reference to the detailed information appearing elsewhere in this document which shall, to the extent so specified or to the extent inconsistent with the relevant Conditions set out below, replace or modify the relevant Conditions for the purpose of the Certificates.

## TERMS AND CONDITIONS OF THE EUROPEAN STYLE CASH SETTLED LONG/SHORT CERTIFICATES ON SINGLE EQUITIES

### 1. Form, Status, Transfer and Title

- (a) *Form.* The Certificates (which expression shall, unless the context otherwise requires, include any further certificates issued pursuant to Condition 11) are issued subject to and with the benefit of:-
- (i) a master instrument by way of deed poll (the "**Master Instrument**") dated 28 June 2025, made by UBS AG (the "**Issuer**") acting through its London Branch; and
  - (ii) a warrant agent agreement (the "**Master Warrant Agent Agreement**" or "**Warrant Agent Agreement**") dated any time on or before the Closing Date, made between the Issuer and the Warrant Agent for the Certificates.

Copies of the Master Instrument and the Master Warrant Agent Agreement or Warrant Agent Agreement are available for inspection at the specified office of the Warrant Agent.

The Certificate Holders (as defined below) are entitled to the benefit of, are bound by and are deemed to have notice of all the provisions of the Master Instrument and the Master Warrant Agent Agreement or Warrant Agent Agreement.

- (b) *Status.* The Certificates constitute direct, general and unsecured contractual obligations of the Issuer and rank, and will rank, equally among themselves and *pari passu* with all other present and future unsecured and unsubordinated obligations of the Issuer (save for statutorily preferred exceptions). The Certificates provide for cash settlement on exercise and, in particular, the Certificates will not be secured by any underlying assets. The Certificates do not entitle Certificate Holders to the delivery of any Underlying Stock, are not secured by the Underlying Stock and do not entitle Certificate Holders to any interest in any Underlying Stock.
- (c) *Transfer.* The Certificates are represented by a global warrant certificate ("**Global Warrant**") which will be deposited with The Central Depository (Pte) Limited ("**CDP**"). Certificates in definitive form will not be issued. Transfers of Certificates may be effected only in Board Lots or integral multiples thereof. All transactions in (including transfers of) Certificates, in the open market or otherwise, must be effected through a securities account with CDP. Title will pass upon registration of the transfer in the records maintained by CDP.
- (d) *Title.* Each person who is for the time being shown in the records maintained by CDP as entitled to a particular number of Certificates shall be treated by the Issuer and the Warrant Agent as the holder and absolute owner of such number of Certificates, notwithstanding any notice to the contrary. The expression "**Certificate Holder**" shall be construed accordingly.

## 2. Certificate Rights and Exercise Expenses

- (a) *Certificate Rights.* Every Certificate entitles each Certificate Holder, upon due exercise and on compliance with Condition 4, to payment by the Issuer of the Cash Settlement Amount (as defined below) (if any) in the manner set out in Condition 4.

The "**Cash Settlement Amount**", in respect of each Certificate, shall be an amount (if positive) payable in the Settlement Currency equal to the Closing Level multiplied by the Notional Amount per Certificate.

The "**Closing Level**", in respect of each Certificate, shall be an amount payable in the Settlement Currency equal to:

$$\left( \frac{\text{Final Reference Level} \times \text{Final Exchange Rate}}{\text{Initial Reference Level} \times \text{Initial Exchange Rate}} - \text{Strike Level} \right) \times \text{Hedging Fee Factor}$$

If the Issuer determines, in its sole discretion, that on the Valuation Date or any Observation Date a Market Disruption Event has occurred, then that Valuation Date or Observation Date shall be postponed until the first succeeding Exchange Business Day or Underlying Stock Business Day, as the case may be, on which there is no Market Disruption Event, unless there is a Market Disruption Event on each of the five Exchange Business Days or Underlying Stock Business Days, as the case may be, immediately following the original date that, but for the Market Disruption Event, would have been a Valuation Date or an Observation Date. In that case:-

- (i) that fifth Exchange Business Day or Underlying Stock Business Day, as the case may be, shall be deemed to be the Valuation Date or the Observation Date notwithstanding the Market Disruption Event; and
- (ii) the Issuer shall determine the Final Reference Level or the relevant closing level on the basis of its good faith estimate of the Final Reference Level or the relevant closing level that would have prevailed on that fifth Exchange Business Day or Underlying Stock Business Day, as the case may be, but for the Market Disruption Event provided that the Issuer, if applicable, may, but shall not be obliged to, determine such Final Reference Level or the relevant closing level by having regard to the manner in which futures contracts relating to the Underlying Stock are calculated.

"**Market Disruption Event**" means the occurrence or existence of (i) any suspension of trading on the Relevant Stock Exchange of the Underlying Stock requested by the Company if that suspension is, in the determination of the Issuer, material, (ii) any suspension of or limitation imposed on trading (including but not limited to unforeseen circumstances such as by reason of movements in price exceeding limits permitted by the Relevant Stock Exchange or any act of God, war, riot, public disorder, explosion, terrorism or otherwise) on the Relevant Stock Exchange in the Underlying Stock if that suspension or limitation is, in the determination of the Issuer, material, or (iii) the closing of the Relevant Stock Exchange or a disruption to trading on the Relevant Stock Exchange, if that disruption is, in the determination of the Issuer, material as a result of the occurrence of any act of God, war, riot, public disorder, explosion or terrorism.

- (b) *Exercise Expenses.* Certificate Holders will be required to pay all charges which are incurred in respect of the exercise of the Certificates (the "**Exercise Expenses**"). An amount equivalent to the Exercise Expenses will be deducted by the Issuer from the Cash Settlement Amount in accordance with Condition 4. Notwithstanding the

foregoing, the Certificate Holders shall account to the Issuer on demand for any Exercise Expenses to the extent that they were not or could not be deducted from the Cash Settlement Amount prior to the date of payment of the Cash Settlement Amount to the Certificate Holders in accordance with Condition 4.

- (c) No Rights. The purchase of Certificates does not confer on the Certificate Holders any right (whether in respect of voting, dividend or other distributions in respect of the Underlying Stock or otherwise) which the holder of an Underlying Stock may have.

### 3. Expiry Date

Unless automatically exercised in accordance with Condition 4(b), the Certificates shall be deemed to expire at 5:00 p.m. (Singapore time) on the Expiry Date or if the Expiry Date is not a Business Day (as defined below), the immediately preceding Business Day.

### 4. Exercise of Certificates

- (a) *Exercise.* Certificates may only be exercised on the Expiry Date or if the Expiry Date is not a Business Day, the immediately preceding Business Day, in accordance with Condition 4(b).
- (b) *Automatic Exercise.* Certificate Holders shall not be required to deliver an exercise notice. Exercise of Certificates shall be determined by whether the Cash Settlement Amount (less any Exercise Expenses) is positive. If the Cash Settlement Amount (less any Exercise Expenses) is positive, all Certificates shall be deemed to have been automatically exercised at 5:00 p.m. (Singapore time) on the Expiry Date or if the Expiry Date is not a Business Day, the immediately preceding Business Day. The Cash Settlement Amount less the Exercise Expenses in respect of the Certificates shall be paid in the manner set out in Condition 4(c) below. In the event the Cash Settlement Amount (less any Exercise Expenses) is zero, all Certificates shall be deemed to have expired at 5:00 p.m. (Singapore time) on the Expiry Date or if the Expiry Date is not a Business Day, the immediately preceding Business Day, and Certificate Holders shall not be entitled to receive any payment from the Issuer in respect of the Certificates.
- (c) *Settlement.* In respect of Certificates which are automatically exercised in accordance with Condition 4(b), the Issuer will pay to the Warrant Agent who will then pay to the relevant Certificate Holder the Cash Settlement Amount (if any) in the Settlement Currency. The aggregate Cash Settlement Amount (less any Exercise Expenses) shall be dispatched by the Warrant Agent as soon as practicable and no later than five Settlement Business Days (as defined in the relevant Supplemental Listing Document) following the Expiry Date (subject to extension upon the occurrence of a Market Disruption Event (as defined above) by way of crossed cheque or other payment in immediately available funds drawn in favour of the Certificate Holder only (or, in the case of joint Certificate Holders, the first-named Certificate Holder) appearing in the records maintained by CDP. Any payment made pursuant to this Condition 4(c) shall be delivered at the risk and expense of the Certificate Holder and posted to the Certificate Holder's address appearing in the records maintained by CDP (or, in the case of joint Certificate Holders, to the address of the first-named Certificate Holder appearing in the records maintained by CDP). If the Cash Settlement Amount is equal to or less than the determined Exercise Expenses, no amount is payable.

The Issuer's obligations to pay the Cash Settlement Amount shall be discharged by payment to the Warrant Agent in accordance with the Master Warrant Agent Agreement or Warrant Agent Agreement.

- (d) *CDP not liable.* CDP shall not be liable to any Certificate Holder with respect to any action taken or omitted to be taken by the Issuer or the Warrant Agent in connection with the exercise of the Certificates or otherwise pursuant to or in connection with these Conditions.
- (e) *Business Day.* In these Conditions, a "**Business Day**" shall be a day (excluding Saturdays, Sundays and public holidays) on which the SGX-ST is open for dealings in Singapore during its normal trading hours and banks are open for business in Singapore.

## 5. Warrant Agent

- (a) *Warrant Agent.* The Issuer reserves the right, subject to the appointment of a successor, at any time to vary or terminate the appointment of the Warrant Agent and to appoint another Warrant Agent provided that it will at all times maintain a Warrant Agent which, so long as the Certificates are listed on the SGX-ST, shall be in Singapore. Notice of any such termination or appointment and of any change in the specified office of the Warrant Agent will be given to the Certificate Holders in accordance with Condition 9.
- (b) *Agent of Issuer.* The Warrant Agent will be acting as agent of the Issuer and will not assume any obligation or duty to or any relationship of agency or trust for the Certificate Holders. All determinations and calculations by the Warrant Agent under these Conditions shall (save in the case of manifest error) be final and binding on the Issuer and the Certificate Holders.

## 6. Adjustments

- (a) *Potential Adjustment Event.* Following the declaration by a Company of the terms of any Potential Adjustment Event (as defined below), the Issuer will determine whether such Potential Adjustment Event has a dilutive or concentrative or other effect on the theoretical value of the Underlying Stock and, if so, will (i) make the corresponding adjustment, if any, to any one or more of the Conditions as the Issuer determines appropriate to account for that dilutive or concentrative or other effect, and (ii) determine the effective date of that adjustment. The Issuer may, but need not, determine the appropriate adjustment by reference to the adjustment in respect of such Potential Adjustment Event made by an exchange on which options or futures contracts on the Underlying Stock are traded.
- (b) *Definitions.* "*Potential Adjustment Event*" means any of the following:
  - (i) a subdivision, consolidation, reclassification or other restructuring of the Underlying Stock (excluding a Merger Event) or a free distribution or dividend of any such Underlying Stock to existing holders by way of bonus, capitalisation or similar issue;
  - (ii) a distribution or dividend to existing holders of the Underlying Stock of (1) such Underlying Stock, or (2) other share capital or securities granting the right to payment of dividends and/or the proceeds of liquidation of the Company equally or proportionately with such payments to holders of such Underlying Stock, or (3) share capital or other securities of another issuer

acquired by the Company as a result of a “spin-off” or other similar transaction, or (4) any other type of securities, rights or warrants or other assets, in any case for payment (in cash or otherwise) at less than the prevailing market price as determined by the Issuer;

- (iii) an extraordinary dividend;
  - (iv) a call by the Company in respect of the Underlying Stock that is not fully paid;
  - (v) a repurchase by the Company of the Underlying Stock whether out of profits or capital and whether the consideration for such repurchase is cash, securities or otherwise;
  - (vi) with respect to a Company an event that results in any shareholder rights pursuant to a shareholder rights agreement or other plan or arrangement of the type commonly referred to as a “poison pill” being distributed, or becoming separated from shares of common stock or other shares of the capital stock of such Company (provided that any adjustment effected as a result of such an event shall be readjusted upon any redemption of such rights); or
  - (vii) any other event that may have, in the opinion of the Issuer, a dilutive or concentrative or other effect on the theoretical value of the Underlying Stock.
- (c) *Merger Event, Tender Offer, Nationalisation and Insolvency.* If a Merger Event, Tender Offer, Nationalisation or Insolvency occurs in relation to the Underlying Stock, the Issuer may take any action described below:
- (i) determine the appropriate adjustment, if any, to be made to any one or more of the Conditions to account for the Merger Event, Tender Offer, Nationalisation or Insolvency, as the case may be, and determine the effective date of that adjustment. The Issuer may, but need not, determine the appropriate adjustment by reference to the adjustment in respect of the Merger Event, Tender Offer, Nationalisation or Insolvency made by an options exchange to options on the Underlying Stock traded on that options exchange;
  - (ii) cancel the Certificates by giving notice to the Certificate Holders in accordance with Condition 9. If the Certificates are so cancelled, the Issuer will pay an amount to each Certificate Holder in respect of each Certificate held by such Certificate Holder which amount shall be the fair market value of a Certificate taking into account the Merger Event, Tender Offer, Nationalisation or Insolvency, as the case may be, less the cost to the Issuer and/or any of its affiliates of unwinding any underlying related hedging arrangements, all as determined by the Issuer in its reasonable discretion. Payment will be made in such manner as shall be notified to the Certificate Holders in accordance with Condition 9; or
  - (iii) following any adjustment to the settlement terms of options on the Underlying Stock on such exchange(s) or trading system(s) or quotation system(s) as the Issuer in its reasonable discretion shall select (the “**Option Reference Source**”) make a corresponding adjustment to any one or more of the Conditions, which adjustment will be effective as of the date determined by the Issuer to be the effective date of the corresponding adjustment made by the Option Reference Source. If options on the Underlying Stock are not traded on the Option Reference Source, the Issuer will make such adjustment, if any, to any one or

more of the Conditions as the Issuer determines appropriate, with reference to the rules and precedents (if any) set by the Option Reference Source, to account for the Merger Event, Tender Offer, Nationalisation or Insolvency, as the case may be, that in the determination of the Issuer would have given rise to an adjustment by the Option Reference Source if such options were so traded.

Once the Issuer determines that its proposed course of action in connection with a Merger Event, Tender Offer, Nationalisation or Insolvency, it shall give notice to the Certificate Holders in accordance with Condition 9 stating the occurrence of the Merger Event, Tender Offer, Nationalisation or Insolvency, as the case may be, giving details thereof and the action proposed to be taken in relation thereto. Certificate Holders should be aware that due to the nature of such events, the Issuer will not make an immediate determination of its proposed course of action or adjustment upon the announcement or occurrence of a Merger Event, Tender Offer, Nationalisation or Insolvency.

- (d) *Definitions.* “**Insolvency**” means that by reason of the voluntary or involuntary liquidation, bankruptcy, insolvency, dissolution or winding-up of or any analogous proceeding affecting a Company (i) all the Underlying Stock of that Company is required to be transferred to a trustee, liquidator or other similar official or (ii) holders of the Underlying Stock of that Company become legally prohibited from transferring them. “**Merger Date**” means the closing date of a Merger Event or, where a closing date cannot be determined under the local law applicable to such Merger Event, such other date as determined by the Issuer. “**Merger Event**” means, in respect of the Underlying Stock, any (i) reclassification or change of such Underlying Stock that results in a transfer of or an irrevocable commitment to transfer all of such Underlying Stock outstanding to another entity or person, (ii) consolidation, amalgamation, merger or binding share exchange of a Company with or into another entity or person (other than a consolidation, amalgamation, merger or binding share exchange in which such Company is the continuing entity and which does not result in reclassification or change of all of such Underlying Stock outstanding), (iii) takeover offer, exchange offer, solicitation, proposal or other event by any entity or person to purchase or otherwise obtain 100 per cent. of the outstanding Underlying Stock of the Company that results in a transfer of or an irrevocable commitment to transfer all such Underlying Stock (other than such Underlying Stock owned or controlled by such other entity or person), or (iv) consolidation, amalgamation, merger or binding share exchange of the Company or its subsidiaries with or into another entity in which the Company is the continuing entity and which does not result in a reclassification or change of all such Underlying Stock outstanding but results in the outstanding Underlying Stock (other than Underlying Stock owned or controlled by such other entity) immediately prior to such event collectively representing less than 50 per cent. of the outstanding Underlying Stock immediately following such event, in each case if the Merger Date is on or before the Valuation Date. “**Nationalisation**” means that all the Underlying Stock or all or substantially all of the assets of a Company are nationalised, expropriated or are otherwise required to be transferred to any governmental agency, authority, entity or instrumentality thereof. “**Tender Offer**” means a takeover offer, tender offer, exchange offer, solicitation, proposal or other event by any entity or person that results in such entity or person purchasing, or otherwise obtaining or having the right to obtain, by conversion or other means, greater than 10 per cent. and less than 100 per cent. of the outstanding voting shares of the Company, as determined by the Issuer, based upon the making of filings with governmental or self-regulatory agencies or such other information as the Issuer deems relevant.

- (e) *Subdivision or Consolidation of the Certificates.* The Issuer reserves the right to subdivide or consolidate the Certificates, provided that such adjustment is considered by the Issuer not to be materially prejudicial to the Certificate Holders generally (without considering the circumstances of any individual Certificate Holder or the tax or other consequences of such adjustment or amendment in any particular jurisdiction).
- (f) *Other Adjustments.* Except as provided in this Condition 6 and Conditions 10 and 12, adjustments will not be made in any other circumstances, subject to the right reserved by the Issuer (such right to be exercised in the Issuer's sole and unfettered discretion and without any obligation whatsoever) to make such adjustments and amendments as it believes appropriate in circumstances where an event or events (including the events as contemplated in Conditions 6(a) to 6(e)) occur which it believes in its sole discretion (and notwithstanding any prior adjustment made pursuant to the above) and irrespective of, in substitution for, or in addition to the provisions contemplated in Conditions 6(a) to 6(e) should, in the context of the issue of the Certificates and the obligations of the Issuer, give rise to such adjustment or as the case may be, amendment provided that such adjustment or as the case may be, amendment is considered by the Issuer not to be materially prejudicial to the Certificate Holders generally (without considering the circumstances of any individual Certificate Holder or the tax or other consequences of such adjustment or amendment in any particular jurisdiction).
- (g) *Notice of Adjustments.* All determinations made by the Issuer pursuant hereto will be conclusive and binding on the Certificate Holders. The Issuer will give, or procure that there is given notice as soon as practicable of any adjustment and of the date from which such adjustment is effective in accordance with Condition 9. For the avoidance of doubt, no notice will be given if the Issuer determines that adjustments will not be made.

## **7. Purchases**

The Issuer or its related corporations may at any time purchase Certificates at any price in the open market or by tender or by private treaty. Any Certificates so purchased may be held or resold or surrendered for cancellation.

## **8. Meetings of Certificate Holders; Modification**

- (a) *Meetings of Certificate Holders.* The Master Warrant Agent Agreement or Warrant Agent Agreement contains provisions for convening meetings of the Certificate Holders to consider any matter affecting their interests, including the sanctioning by Extraordinary Resolution (as defined in the Master Warrant Agent Agreement or Warrant Agent Agreement) of a modification of the provisions of the Certificates or of the Master Warrant Agent Agreement or Warrant Agent Agreement.

At least 21 days' notice (exclusive of the day on which the notice is given and of the day on which the meeting is held) specifying the date, time and place of the meeting shall be given to the Certificate Holders.

Such a meeting may be convened by the Issuer or by Certificate Holders holding not less than ten per cent. of the Certificates for the time being remaining unexercised. The quorum at any such meeting for passing an Extraordinary Resolution will be two or more persons holding or representing not less than 25 per cent. of the Certificates for the time being remaining unexercised, or at any adjourned meeting two or more

persons being or representing Certificate Holders whatever the number of Certificates so held or represented.

A resolution will be an Extraordinary Resolution when it has been passed at a duly convened meeting by not less than three-quarters of the votes cast by such Certificate Holders who, being entitled to do so, vote in person or by proxy.

An Extraordinary Resolution passed at any meeting of the Certificate Holders shall be binding on all the Certificate Holders whether or not they are present at the meeting. Resolutions can be passed in writing if passed unanimously.

- (b) *Modification.* The Issuer may, without the consent of the Certificate Holders, effect (i) any modification of the provisions of the Certificates or the Master Instrument which is not materially prejudicial to the interests of the Certificate Holders or (ii) any modification of the provisions of the Certificates or the Master Instrument which is of a formal, minor or technical nature, which is made to correct an obvious error or which is necessary in order to comply with mandatory provisions of Singapore law. Any such modification shall be binding on the Certificate Holders and shall be notified to them by the Warrant Agent before the date such modification becomes effective or as soon as practicable thereafter in accordance with Condition 9.

## 9. Notices

- (a) *Documents.* All cheques and other documents required or permitted by these Conditions to be sent to a Certificate Holder or to which a Certificate Holder is entitled or which the Issuer shall have agreed to deliver to a Certificate Holder may be delivered by hand or sent by post addressed to the Certificate Holder at his address appearing in the records maintained by CDP or, in the case of joint Certificate Holders, addressed to the joint holder first named at his address appearing in the records maintained by CDP, and airmail post shall be used if that address is not in Singapore. All documents delivered or sent in accordance with this paragraph shall be delivered or sent at the risk of the relevant Certificate Holder.
- (b) *Notices.* All notices to Certificate Holders will be validly given if published in English on the website of the SGX-ST. Such notices shall be deemed to have been given on the date of the first such publication. If publication on the website of the SGX-ST is not practicable, notice will be given in such other manner as the Issuer may determine. The Issuer shall, at least one month prior to the expiry of any Certificate, give notice of the date of expiry of such Certificate in the manner prescribed above.

## 10. Liquidation

In the event of a liquidation or dissolution of the Company or the appointment of a liquidator (including a provisional liquidator) or receiver or judicial manager or trustee or administrator or analogous person under Singapore or other applicable law in respect of the whole or substantially the whole of its undertaking, property or assets, all unexercised Certificates will lapse and shall cease to be valid for any purpose, in the case of voluntary liquidation, on the effective date of the relevant resolution and, in the case of an involuntary liquidation or dissolution, on the date of the relevant court order or, in the case of the appointment of a liquidator (including a provisional liquidator) or receiver or judicial manager or trustee or administrator or analogous person under Singapore or other applicable law in respect of the whole or substantially the whole of its undertaking, property or assets, on the date when such appointment is effective but subject (in any such case) to any contrary mandatory requirement of law. In the event of the voluntary liquidation of the Company, the Issuer shall make such adjustments or amendments as it reasonably believes are appropriate in the circumstances.

## 11. Further Issues

The Issuer shall be at liberty from time to time, without the consent of the Certificate Holders, to create and issue further certificates so as to form a single series with the Certificates.

## 12. Delisting

- (a) *Delisting.* If at any time, the Underlying Stock ceases to be listed on the Relevant Stock Exchange, the Issuer shall give effect to these Conditions in such manner and make such adjustments and amendments to the rights attaching to the Certificates as it shall, in its absolute discretion, consider appropriate to ensure, so far as it is reasonably able to do so, that the interests of the Certificate Holders generally are not materially prejudiced as a consequence of such delisting (without considering the individual circumstances of any Certificate Holder or the tax or other consequences that may result in any particular jurisdiction).
- (b) *Issuer's Determination.* The Issuer shall determine, in its absolute discretion, any adjustment or amendment and its determination shall be conclusive and binding on the Certificate Holders save in the case of manifest error. Notice of any adjustments or amendments shall be given to the Certificate Holders in accordance with Condition 9 as soon as practicable after they are determined.

## 13. Early Termination

- (a) *Early Termination for Illegality etc.* The Issuer shall have the right to terminate the Certificates if it shall have determined in its absolute discretion that a Regulatory Event (as defined below) has occurred and, for reasons beyond its control its performance thereunder shall have become unlawful in whole or in part under any applicable present or future law, rule, regulation, judgment, order or directive of any governmental, administrative, legislative or judicial authority or power ("**Applicable Law**").

For the purposes of this Condition:

"**Regulatory Event**" means, following the occurrence of a Change in Law (as defined below) with respect to the Issuer and/or any of its affiliates involved in the issue of the Certificates (hereafter the "**Relevant Affiliates**" and each of the Issuer and the Relevant Affiliates, a "**Relevant Entity**") that, after the Certificates have been issued, (i) any Relevant Entity would incur a materially increased (as compared with circumstances existing prior to such event) amount of tax, duty, liability, penalty, expense, fee, cost or regulatory capital charge however defined or collateral requirements for performing its obligations under the Certificates or hedging the Issuer's obligations under the Certificates, including, without limitation, due to clearing requirements of, or the absence of, clearing of the transactions entered into in connection with the issue of, or hedging the Issuer's obligation under, the Certificates, (ii) it is or will become for any Relevant Entity impracticable, impossible (in each case, after using commercially reasonable efforts), unlawful, illegal or otherwise prohibited or contrary, in whole or in part, under any law, regulation, rule, judgement, order or directive of any governmental, administrative or judicial authority, or power, applicable to such Relevant Entity (a) to hold, acquire, issue, reissue, substitute, maintain, settle, or as the case may be, guarantee, the Certificates, (b) to acquire, hold, sponsor or dispose of any asset(s) (or any interest thereof) of any other transaction(s) such Relevant Entity may use in connection with the issue of the Certificates or to hedge the Issuer's obligations under the Certificates, (c) to perform obligations in connection with, the Certificates or any contractual arrangement entered into between the Issuer and any Relevant Affiliate (including without limitation to hedge the Issuer's obligations under the Certificates) or (d) to hold, acquire, maintain, increase,

substitute or redeem all or a substantial part of its direct or indirect shareholding in the Issuer's capital or the capital of any Relevant Affiliate or to directly or indirectly sponsor the Issuer or any Relevant Affiliate, or (iii) there is or may be a material adverse effect on a Relevant Entity in connection with the issue of the Certificates.

**"Change in Law"** means (i) the adoption, enactment, promulgation, execution or ratification of any applicable new law, regulation or rule (including, without limitation, any applicable tax law, regulation or rule) after the Certificates have been issued, (ii) the implementation or application of any applicable law, regulation or rule (including, without limitation, any applicable tax law, regulation or rule) already in force when the Certificates have been issued but in respect of which the manner of its implementation or application was not known or unclear at the time, or (iii) the change of any applicable law, regulation or rule existing when the Certificates are issued, or the change in the interpretation or application or practice relating thereto, existing when the Certificates are issued of any applicable law, regulation or rule, by any competent court, tribunal, regulatory authority or any other entity exercising executive, legislative, judicial, taxing, regulatory or administrative powers or functions of or pertaining to government (including any additional or alternative court, tribunal, authority or entity, to that existing when the Certificates are issued).

- (b) *Early Termination for other reasons.* The Issuer reserves the right (such right to be exercised in the Issuer's sole and unfettered discretion and without any obligation whatsoever) to terminate the Certificates in accordance with Condition 13(c) where an event or events occur which it believes in its sole discretion should, in the context of the issue of the Certificates and the obligations of the Issuer, give rise to such termination provided that such termination is considered by the Issuer not to be materially prejudicial to the interests of Certificate Holders generally (without considering the circumstances of any individual Certificate Holder or the tax or other consequences of such termination in any particular jurisdiction).
- (c) *Termination.* If the Issuer terminates the Certificates early, then the Issuer will give notice to the Certificate Holders in accordance with Condition 9. The Issuer will, if and to the extent permitted by the Applicable Law, pay to each Certificate Holder in respect of each Certificate held by such Certificate Holder an amount calculated by it as the fair market value of the Certificate immediately prior to such termination (ignoring such illegality) less the cost to the Issuer of unwinding any related hedging arrangements. Payment will be made to the Certificate Holder in such manner as shall be notified to the Certificate Holder in accordance with Condition 9.

#### **14. Governing Law**

The Certificates, the Master Instrument and the Master Warrant Agent Agreement or Warrant Agent Agreement will be governed by and construed in accordance with Singapore law. The Issuer and each Certificate Holder (by its purchase of the Certificates) shall be deemed to have submitted for all purposes in connection with the Certificates, the Master Instrument and the Master Warrant Agent Agreement or Warrant Agent Agreement to the non-exclusive jurisdiction of the courts of Singapore.

#### **15. Prescription**

Claims against the Issuer for payment of any amount in respect of the Certificates will become void unless made within six years of the Expiry Date and, thereafter, any sums payable in respect of such Certificates shall be forfeited and shall revert to the Issuer.

**16. Contracts (Rights of Third Parties) Act 2001 of Singapore**

Unless otherwise expressly provided in the Global Warrant, the Master Instrument and the Master Warrant Agent Agreement or Warrant Agent Agreement, a person who is not a party to any contracts made pursuant to the Global Warrant, the Master Instrument and the Master Warrant Agent Agreement or Warrant Agent Agreement has no rights under the Contracts (Rights of Third Parties) Act 2001 of Singapore to enforce any terms of such contracts. Except as expressly provided herein, the consent of any third party is not required for any subsequent agreement by the parties hereto to amend or vary (including any release or compromise of any liability) or terminate such contracts.

## SUMMARY OF THE ISSUE

*The following is a summary of the issue and should be read in conjunction with, and is qualified by reference to, the other information set out in this document and the Base Listing Document. Terms used in this Summary are defined in the Conditions.*

Issuer:	UBS AG acting through its London Branch
Company:	CNOOC Limited
The Certificates:	European Style Cash Settled Short Certificates relating to the Underlying Stock
Number:	10,000,000 Certificates
Form:	The Certificates will be issued subject to, and with the benefit of, a master instrument by way of deed poll dated 28 June 2025 (the " <b>Master Instrument</b> ") and executed by the Issuer and a master warrant agent agreement dated 27 February 2008 (the " <b>Master Warrant Agent Agreement</b> ") and made between the Issuer and the Warrant Agent.
Cash Settlement Amount:	In respect of each Certificate, is the amount (if positive) equal to:  Notional Amount per Certificate x Closing Level
Denominations:	Certificates are represented by a global warrant in respect of all the Certificates.
Exercise:	The Certificates may only be exercised on the Expiry Date or if the Expiry Date is not a Business Day, the immediately preceding Business Day, in a Board Lot or integral multiples thereof. Certificate Holders will not be required to deliver an exercise notice. If the Cash Settlement Amount (less any Exercise Expenses) is positive, all Certificates will be deemed to have been automatically exercised at 5:00 p.m. (Singapore time) on the Expiry Date or if the Expiry Date is not a Business Day, the immediately preceding Business Day. The Cash Settlement Amount less the Exercise Expenses in respect of the Certificates shall be paid in the manner set out in Condition 4(c) of the Conditions. In the event the Cash Settlement Amount (less any Exercise Expenses) is zero, all Certificates shall be deemed to have expired at 5:00 p.m. (Singapore time) on the Expiry Date or if the Expiry Date is not a Business Day, the immediately preceding Business Day, and Certificate Holders shall not be entitled to receive any payment from the Issuer in respect of the Certificates.
Exercise and Trading Currency:	SGD
Board Lot:	100 Certificates

- Transfers of Certificates: Certificates may only be transferred in Board Lots (or integral multiples thereof). All transfers in Certificates, in the open market or otherwise, must be effected through a securities account with CDP. Title will pass upon registration of the transfer in the records of CDP.
- Listing: Application has been made to the SGX-ST for permission to deal in and for quotation of the Certificates and the SGX-ST has agreed in principle to grant permission to deal in and for quotation of the Certificates. Issue of the Certificates is conditional on such listing being granted. It is expected that dealings in the Certificates on the SGX-ST will commence on or about 6 May 2026.
- Governing Law: The laws of Singapore
- Warrant Agent: The Central Depository (Pte) Limited  
4 Shenton Way  
#02-01 SGX Centre 2  
Singapore 068807
- Further Issues: Further issues which will form a single series with the Certificates will be permitted.

The above summary is qualified in its entirety by reference to the detailed information appearing elsewhere in this document and the Base Listing Document.

**INFORMATION RELATING TO  
THE EUROPEAN STYLE CASH SETTLED SHORT CERTIFICATES ON SINGLE EQUITIES**

**What are European Style Cash Settled Short Certificates on Single Equities?**

European style cash settled short certificates on single equities (the “**Certificates**”) are structured products relating to the Underlying Stock and the return on a Certificate is linked to the performance of the Leverage Inverse Strategy.

**A) Cash Settlement Amount Payable upon the Exercise of the Certificates at Expiry**

Upon the exercise of the Certificates at expiry, the Certificate Holders would be paid a Cash Settlement Amount in respect of each Certificate.

The Cash Settlement Amount, in respect of each Certificate, shall be an amount payable in the Settlement Currency equal to the Closing Level multiplied by the Notional Amount per Certificate.

The Closing Level, in respect of each Certificate, shall be an amount payable in the Settlement Currency equal to (1) divided by (2) less (3) subject to any adjustments such as (4), where:

(1) is the Final Reference Level multiplied by the Final Exchange Rate;

(2) is the Initial Reference Level multiplied by the Initial Exchange Rate;

(3) is the Strike Level; and

(4) is the Hedging Fee Factor.

If the Cash Settlement Amount (less any Exercise Expenses) is positive, all Certificates shall be deemed to have been automatically exercised and investors will receive a Cash Settlement Amount. If the Cash Settlement Amount (less any Exercise Expenses) is zero, all Certificates shall be deemed to have expired. Please refer to the section headed “Terms and Conditions of the European Style Cash Settled Long/Short Certificates on Single Equities” for further details on the calculation of the Cash Settlement Amount.

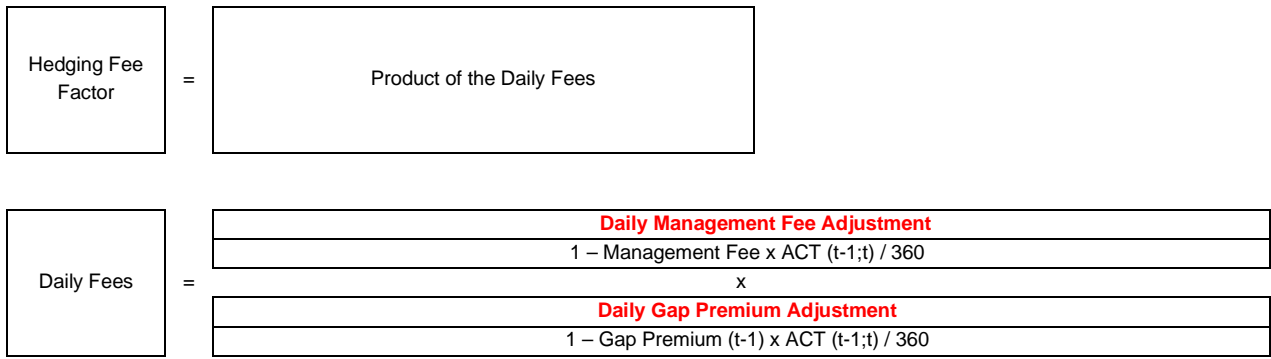
The Certificates are only suitable for investors who believe that the price of the Underlying Stock will decrease and are seeking short-term leveraged inverse exposure to the Underlying Stock.

**B) Trading the Certificates before Expiry**

If the Certificate Holders want to cash out their investments in the Certificates before the expiry of the Certificates, they may sell the Certificates in the secondary market during the life of the Certificates, and would be subject to the following fees and charges:

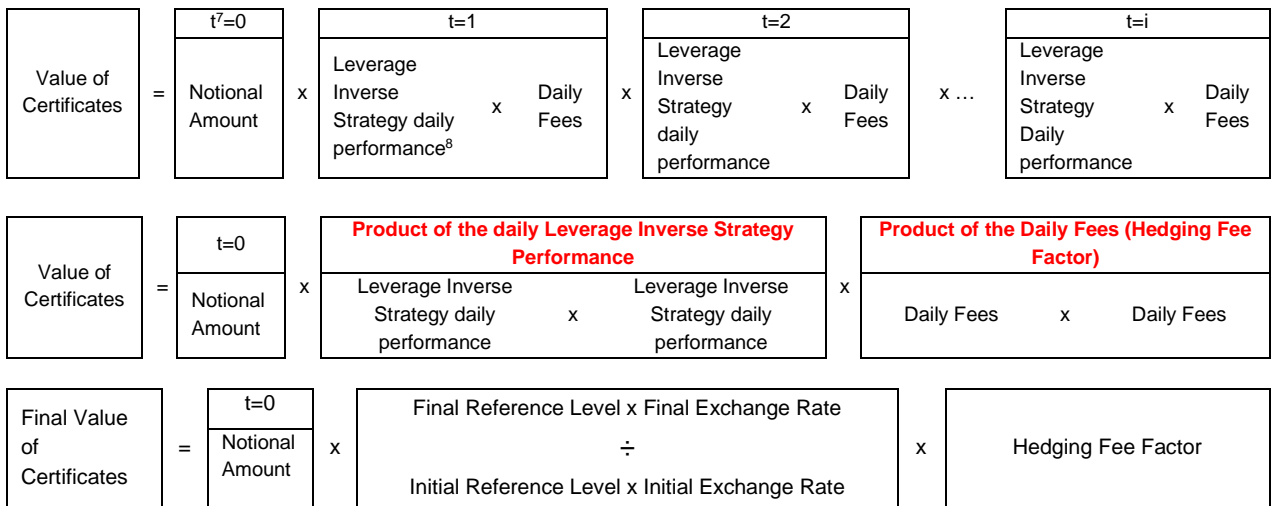
- (i) For Certificate Holders who trade the Certificates intraday: shall pay normal transaction and brokerage fees for the trading of the Certificates on the SGX-ST, and may be required to pay stamp taxes or other documentary charges in accordance with the laws and practices of the country where the Certificates are transferred; and
- (ii) For Certificate Holders who hold the Certificates overnight: in addition to the normal transaction and brokerage fees and applicable stamp taxes, would also be required to bear the Management Fee and Gap Premium as well as certain costs embedded within the Leverage Inverse Strategy including the Stock Borrowing Cost and the Rebalancing Cost.

**Illustration of the Calculation of Hedging Fee Factor**



**Illustration of the Calculation of Cash Settlement Amount**

Cash Settlement Amount = Final Value of Certificates – Strike Level (zero)



**Illustration of the applicable fees and charges for an intraday trading scenario**

Hedging Fee is implemented overnight in the price of the Certificate. As a consequence, when trading intraday, investors will not bear any Hedging Fee.

Investors will only support bid/ask costs, which are the difference between the price at which the Designated Market Maker purchases (bid) and sells (ask) the Certificate at any point of time.

<sup>7</sup> "t" refers to "Observation Date" which means each Underlying Stock Business Day (subject to Market Disruption Event) from (and including) the Underlying Stock Business Day immediately preceding the Expected Listing Date to the Valuation Date.

<sup>8</sup> Leverage Inverse Strategy daily performance is computed as the Leverage Inverse Strategy Level on Business Day (t) divided by the Leverage Inverse Strategy Level on Business Day (t-1).

### Example of Calculation of Hedging Fee Factor and Cash Settlement Amount

The example is purely hypothetical. We include the example to illustrate how the Certificates work, and you **MUST NOT** rely on them as any indication of the actual return or what the payout on the Certificates might actually be. The example also assumes a product which expires 16 days after listing date, to illustrate the daily calculation of price, costs and fees from listing date to expiry date.

Assuming an investor purchases the following Certificates at the Issue Price:

Underlying Stock:	<b>Ordinary shares of CNOOC Limited traded in HKD</b>
Expected Listing Date:	<b>01/02/2021</b>
Expiry Date:	<b>16/02/2021</b>
Initial Reference Level:	<b>1,000</b>
Initial Exchange Rate:	<b>1</b>
Final Reference Level:	<b>1,200</b>
Final Exchange Rate:	<b>1</b>
Issue Price:	<b>0.30 SGD</b>
Notional Amount per Certificate:	<b>0.30 SGD</b>
Management Fee (p.a.):	<b>0.40%</b>
Gap Premium (p.a.):	<b>16.50%</b>
Strike Level:	<b>Zero</b>

### Hedging Fee Factor

Hedging Fee Factor on the  $n^{\text{th}}$  Underlying Stock Business Day after issuance of Certificate ("HFF (n)") is calculated as follows:

$$\text{HFF}(0) = 100\%$$

On Next Calendar Day (assuming it is an Underlying Stock Business Day):

$$\text{HFF}(1) = \text{HFF}(0) \times \left(1 - \text{Management Fee} \times \frac{\text{ACT}(t-1; t)}{360}\right) \times \left(1 - \text{Gap Premium} \times \frac{\text{ACT}(t-1; t)}{360}\right)$$

$$\text{HFF}(1) = 100\% \times \left(1 - 0.40\% \times \frac{1}{360}\right) \times \left(1 - 16.50\% \times \frac{1}{360}\right)$$

$$\text{HFF}(1) = 100\% \times 99.9989\% \times 99.9542\% \approx 99.9531\%$$

Assuming 2<sup>nd</sup> Underlying Stock Business Day falls 3 Calendar Days after 1<sup>st</sup> Underlying Stock Business Day:

$$\text{HFF (2)} = \text{HFF (1)} \times \left(1 - \text{Management Fee} \times \frac{\text{ACT}(t-1;t)}{360}\right) \times \left(1 - \text{Gap Premium} \times \frac{\text{ACT}(t-1;t)}{360}\right)$$

$$\text{HFF (2)} = 99.9531\% \times \left(1 - 0.40\% \times \frac{3}{360}\right) \times \left(1 - 16.50\% \times \frac{3}{360}\right)$$

$$\text{HFF (2)} = 99.9531\% \times 99.9967\% \times 99.8625\% \approx 99.8123\%$$

The same principle applies to the following Underlying Stock Business Days:

$$\text{HFF (n)} = \text{HFF (n-1)} \times \left(1 - \text{Management Fee} \times \frac{\text{ACT}(t-1;t)}{360}\right) \times \left(1 - \text{Gap Premium} \times \frac{\text{ACT}(t-1;t)}{360}\right)$$

In this example, the Hedging Fee Factor as of the Valuation Date would be equal to 99.2980% as illustrated below:

Date	HFF
2/1/2021	100.0000%
2/2/2021	99.9531%
2/3/2021	99.9061%
2/4/2021	99.8592%
2/5/2021	99.8124%
2/8/2021	99.6718%
2/9/2021	99.6250%
2/10/2021	99.5782%
2/11/2021	99.5315%
2/12/2021	99.4848%
2/15/2021	99.3447%
2/16/2021	99.2980%

### Cash Settlement Amount

In this example, the Closing Level and the Cash Settlement Amount would be computed as follows:

$$\text{Closing Level} = [(\text{Final Reference Level} \times \text{Final Exchange Rate}) / (\text{Initial Reference Level} \times \text{Initial Exchange Rate}) - \text{Strike Level}] \times \text{Hedging Fee Factor}$$

$$= [(1200 \times 1) / (1000 \times 1) - 0] \times 99.2980\%$$

$$= 119.16\%$$

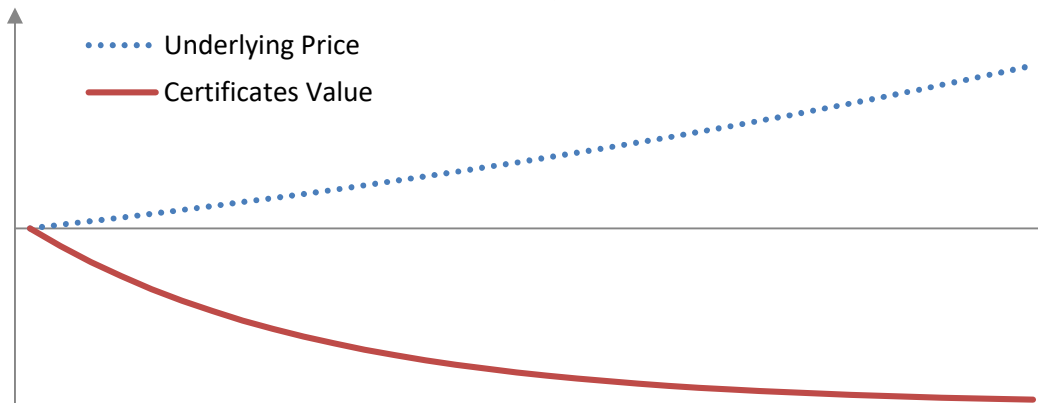
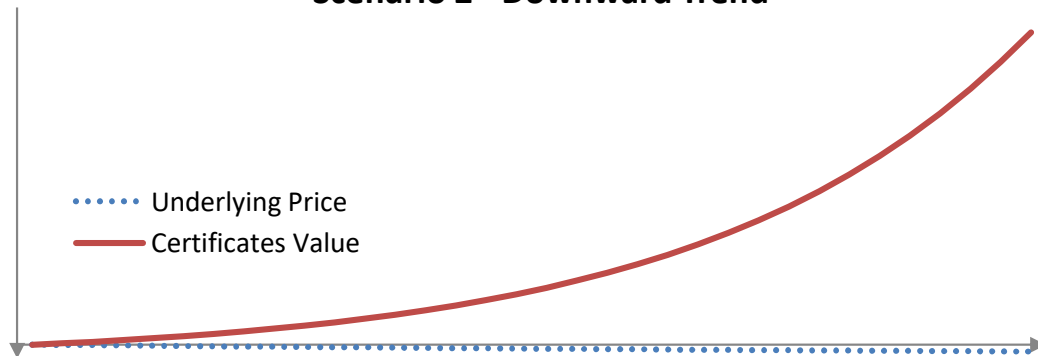
$$\text{Cash Settlement Amount} = \text{Closing Level} \times \text{Notional Amount per Certificate}$$

$$= 119.16\% \times 0.30 \text{ SGD}$$

$$= \mathbf{0.357 \text{ SGD}}$$

**Illustration on how returns and losses can occur under different scenarios**

The examples are purely hypothetical and do not take fees and charges payable by investors into consideration. The examples highlight the effect of the Underlying Stock performance on the value of the Certificates and do not take into account the possible influence of fees, exchange rates, dividends, or any other market parameters.

1. Illustrative examples**Scenario 1 - Upward Trend****Scenario 2 - Downward Trend****Scenario 3 - Volatile Market**

## 2. Numerical Examples

**Scenario 1 – Upward Trend**

		Underlying				
	Day 0	Day 1	Day 2	Day 3	Day 4	Day 5
Daily Return		2.00%	2.00%	2.00%	2.00%	2.00%
Value at end of day	10,000.00	10,200.00	10,404.00	10,612.08	10,824.32	11,040.81
Accumulated Return		2.00%	4.04%	6.12%	8.24%	10.41%

		Value of the Certificates				
	Day 0	Day 1	Day 2	Day 3	Day 4	Day 5
Daily Return		-10.00%	-10.00%	-10.00%	-10.00%	-10.00%
Price at end of day	0.30	0.27	0.24	0.22	0.20	0.18
Accumulated Return		-10.00%	-19.00%	-27.10%	-34.39%	-40.95%

**Scenario 2 – Downward Trend**

		Underlying				
	Day 0	Day 1	Day 2	Day 3	Day 4	Day 5
Daily Return		-2.00%	-2.00%	-2.00%	-2.00%	-2.00%
Value at end of day	10,000.00	9,800.00	9,604.00	9,411.92	9,223.68	9,039.21
Accumulated Return		-2.00%	-3.96%	-5.88%	-7.76%	-9.61%

		Value of the Certificates				
	Day 0	Day 1	Day 2	Day 3	Day 4	Day 5
Daily Return		10.00%	10.00%	10.00%	10.00%	10.00%
Price at end of day	0.30	0.33	0.36	0.40	0.44	0.48
Accumulated Return		10.00%	21.00%	33.10%	46.41%	61.05%

**Scenario 3 – Volatile Market**

		Underlying				
	Day 0	Day 1	Day 2	Day 3	Day 4	Day 5
Daily Return		2.00%	-2.00%	-2.00%	2.00%	2.00%
Value at end of day	10,000.00	10,200.00	9,996.00	9,796.08	9,992.00	10,191.84
Accumulated Return		2.00%	-0.04%	-2.04%	-0.08%	1.92%

		Value of the Certificates				
	Day 0	Day 1	Day 2	Day 3	Day 4	Day 5
Daily Return		-10.00%	10.00%	10.00%	-10.00%	-10.00%
Price at end of day	0.30	0.27	0.30	0.33	0.29	0.26
Accumulated Return		-10.00%	-1.00%	8.90%	-1.99%	-11.79%

### Description of Air Bag Mechanism

The Certificates integrate an “Air Bag Mechanism” which is designed to reduce exposure to the Underlying Stock during extreme market conditions.

In accordance with the Air Bag Mechanism timeline below, when the Air Bag triggers, the following typically occurs:

- Observation Period: the price of the Underlying Stock is observed and its maximum price is recorded (i) during 15 minutes of continuous trading after the Air Bag is triggered, or (ii) until Market Close if there is 15 minutes (or less) of continuous trading until Market Close when the Air Bag is triggered; and
- Reset Period: thereafter, the Leverage Inverse Strategy is reset using the maximum price of the Underlying Stock during the Observation Period as the New Observed Price. The New Observed Price replaces the last closing price of the Underlying Stock in order to compute the performance of the Leverage Inverse Strategy.

During the Observation Period and Reset Period, trading of Certificates is suspended for a period of at least 30 minutes of continuous trading after the Air Bag is triggered, and such suspension will be based on instructions provided by the Issuer to the SGX-ST for suspension of trading. Investors cannot sell or purchase any Certificates during this period.

The performance of the Leverage Inverse Strategy will be the inverse of the Underlying Stock.

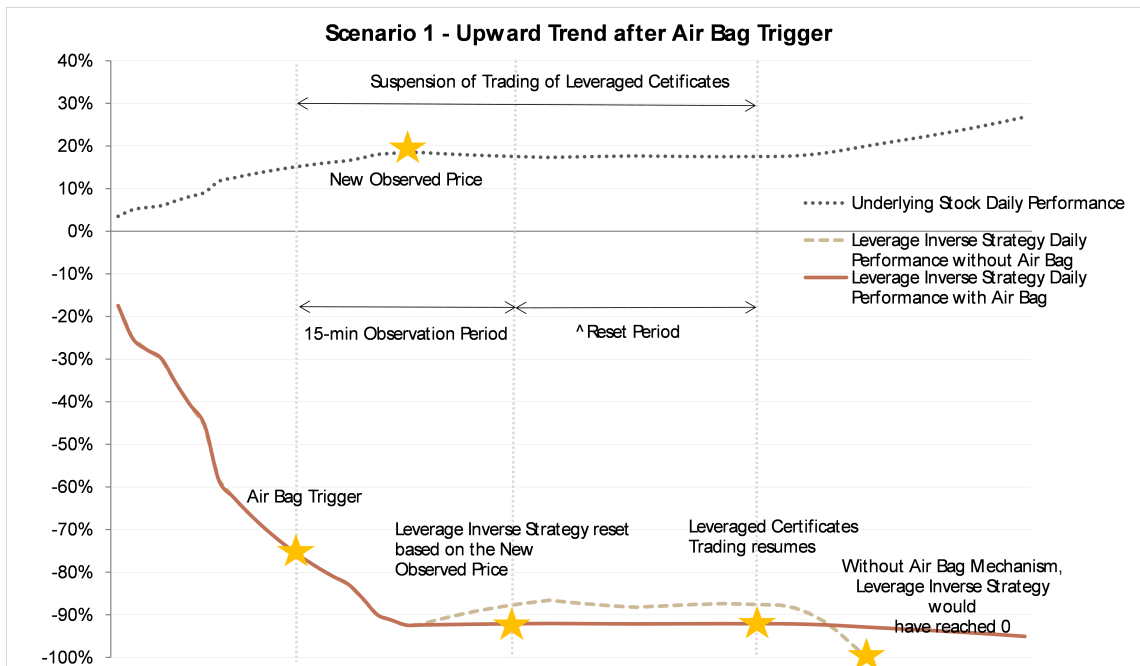
For the avoidance of doubt, if the Air Bag Mechanism was triggered with more than 60 minutes of continuous trading before Market Close, trading of Certificates will resume the same trading day after the Reset Period has elapsed, subject to the SGX-ST's approval to resume trading. If the Air Bag Mechanism was triggered between 45 minutes and 60 minutes of continuous trading before Market Close, trading of Certificates may or may not resume the same trading day after the Reset Period has elapsed. If the Air Bag Mechanism was triggered with only 45 minutes (or less) of continuous trading before Market Close, trading of Certificates resumes on the next trading day.

The resumption of trading is subject to the SGX-ST's requirements of at least 15 minutes after the SGX-ST approves the request from the Issuer to resume trading on the Certificates, rounded to the next quarter of an hour. The Issuer will provide at least 15 minutes' notice of the resumption of trading by making an SGXNET announcement.

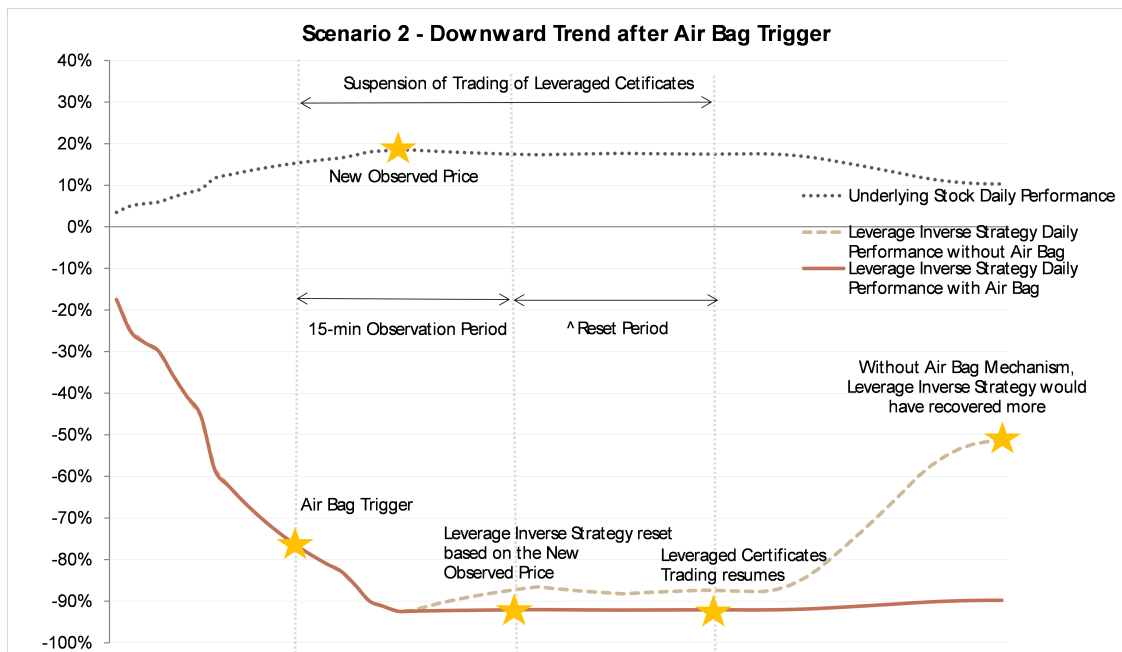
With **Market Close** defined as:

- the Underlying Stock closing time, including the closing auction session, with respect to the Observation Period; and
- the sooner of (i) the Underlying Stock closing time for continuous trading and (ii) the SGX-ST closing time, with respect to the Resumption of Trading

Illustrative examples of the Air Bag Mechanism<sup>9</sup>



^ The resumption of trading is subject to the SGX-ST's requirements of at least 15 minutes after the SGX-ST approves the request from the Issuer to resume trading on the Certificates, rounded to the next quarter of an hour.



^ The resumption of trading is subject to the SGX-ST's requirements of at least 15 minutes after the SGX-ST approves the request from the Issuer to resume trading on the Certificates, rounded to the next quarter of an hour.

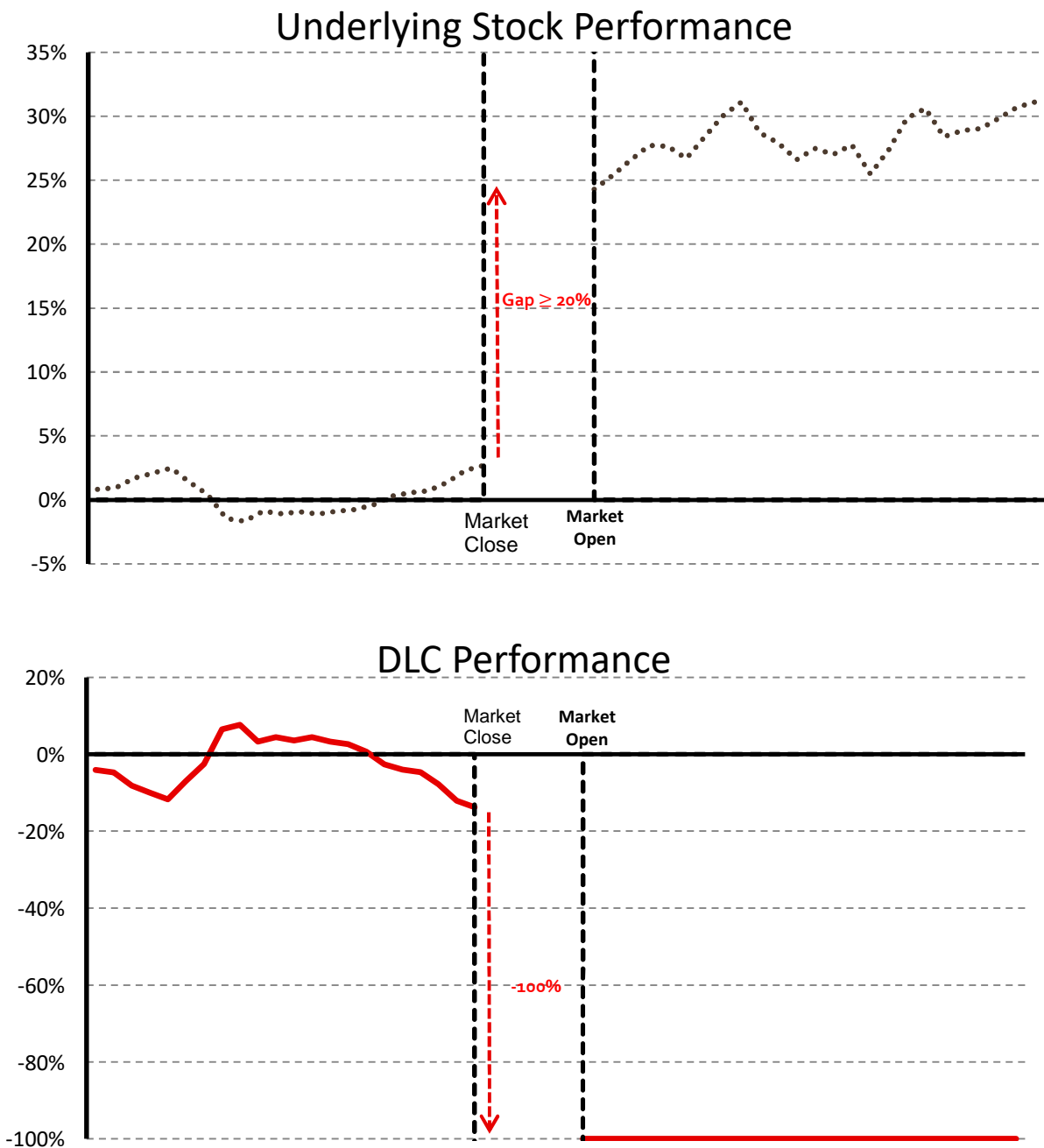
<sup>9</sup> The illustrative examples are not exhaustive.

### Scenarios where the investor may lose the entire value of the investment

The scenarios below are purely hypothetical and do not take fees and charges payable by investors into consideration. The scenarios highlight cases where the Certificates may lose 100% of their value.

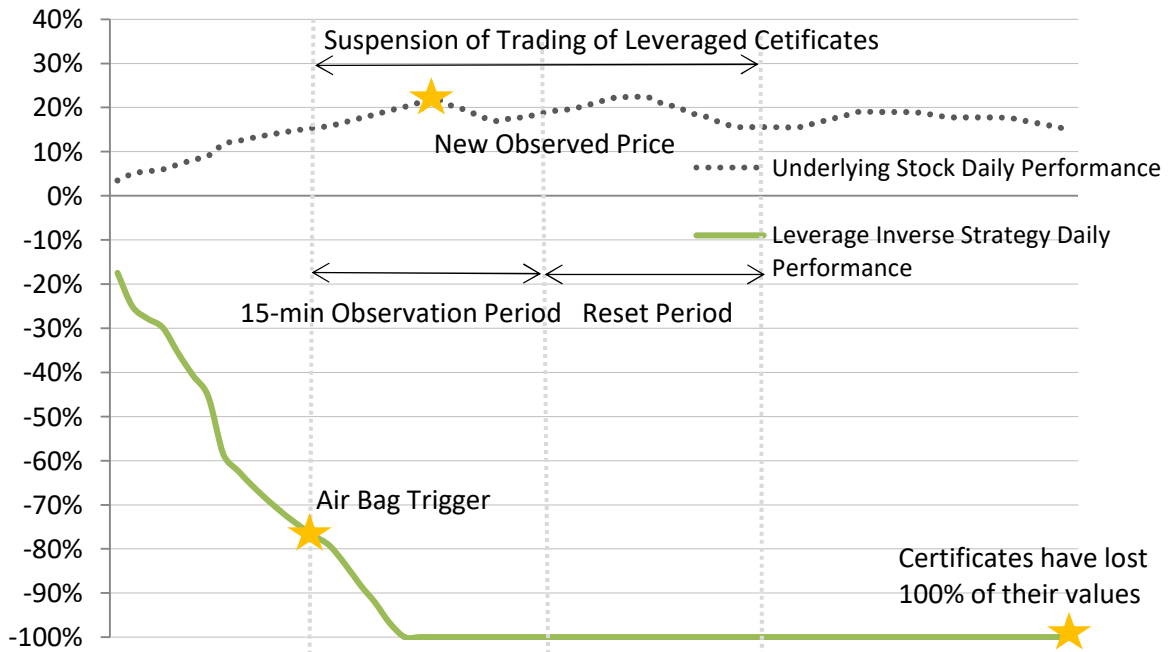
#### Scenario 1 – Overnight rise of the Underlying Stock

On any Underlying Stock Business Day, the opening price of the Underlying Stock may be higher or lower than the closing price on the previous trading day. The difference between the previous closing price and the opening price of the Underlying Stock is termed a “gap”. If the opening price of the Underlying Stock is 20% or more above the previous trading day closing price, the Air Bag Mechanism would only be triggered when the market (in respect of which the Underlying Stock is listed) opens the following trading day (including pre-opening session or opening auction, as the case may be), and the Certificates would lose their entire value in such event.



Scenario 2 – Sharp intraday rise of the Underlying Stock

Although the Air Bag Mechanism is designed to reduce the exposure to the Underlying Stock during extreme market conditions, the Certificate can lose 100% of its value in the event the price of the Underlying Stock rises by 20% or more within the 15 minutes Observation Period compared to the reference price, being: (i) if air bag event has not been previously triggered on the same day, the previous closing price of the Underlying Stock, or (ii) if one or more air bag events have been previously triggered on the same day, the latest New Observed Price. The Certificates would lose their entire value in such event.



## Examples and illustrations of adjustments due to certain corporate actions

*The examples are purely hypothetical and do not take fees and charges payable by investors into consideration. The examples highlight the effect of corporate actions on the value of the Certificates and do not take into account the possible influence of fees, exchange rates, or any other market parameters.*

In the case of any corporate action on the Underlying Stock, the Calculation Agent will, as soon as reasonably practical after it becomes aware of such event, determine whether such corporate action has a dilutive or concentrative effect on the theoretical value of the Underlying Stock, and if so, will (a) calculate the corresponding adjustment, if any, to be made to the elements relating to the Underlying Stock which are used to determine any settlement or payment terms under the Certificates and/or adjust at its discretion any other terms of the Certificates as it determines appropriate to preserve the economic equivalent of the obligations of the Issuer under the Certificates and (b) determine the effective date of such adjustment.

Notwithstanding the foregoing, in the event the Observation Date of the Leverage Reset Time(t) is an ex-date with respect to a corporate action related to the Underlying Stock, and the immediately preceding Leverage Reset Time r(t) is at the scheduled closing time for the Relevant Stock Exchange for the Underlying Stock (or any successor thereto), the Calculation Agent may, in its sole and absolute discretion, replace the  $Rfactor_t$  with respect to such Leverage Reset Time (t) by an amount computed according to the following generic formula :

$$Rfactor_t = \left[ 1 - \frac{Div_t + DivExc_t - M \times R}{S_{r(t)}} \right] \times \frac{1}{1 + M}$$

This formula is provided for indicative purposes and the Calculation Agent may determine that this formula is not appropriate for certain corporate actions and may apply a different formula instead.

Such adjustment of  $Rfactor_t$  would affect the Leveraged Return, the Rebalancing Cost, and the Underlying Reference Price used to determine the Intraday Restrike Event. The Air Bag mechanism would not be triggered if the stock price rises by 15% exclusively because of the dilutive effect of a corporate action.

Where:

$DivExc_t$  is the amount received as an Extraordinary Dividend by a holder of existing Shares for each Share held prior to the Extraordinary Dividend, net of any applicable withholding taxes.

**M** is the number of new Share(s) (whether a whole or a fraction) per existing Share each holder thereof is entitled to subscribe or to receive (positive amount) or the number of existing Shares redeemed or canceled per existing Share (negative amount), as the case may be, resulting from the corporate action.

**R** is the subscription price per Share (positive amount) or the redemption price per Share (negative amount) including any dividends or other benefits forgone to be subscribe to or to receive (as applicable), or to redeem a Share.

### 1. Stock split

Assuming the Underlying Stock is subject to a 1 to 2 stock split (i.e. 1 new Share for every 1 existing share):

$$S_{r(t)} = \$100$$

$$S_t = \$51$$

$$\text{Div}_t = \$0$$

$$\text{DivExc}_t = \$0$$

$M = 1$  (i.e. 1 new Shares for 1 existing Share)

$R = \$0$  (no subscription price / redemption price)

$$Rfactor_t = \left[ 1 - \frac{0 + 0 - 2 \times 0}{100} \right] \times \frac{1}{1 + 1} = 50\%$$

As a consequence:

$$\text{LR}_{r(t),t} = \text{Leverage} \times \left( \frac{S_t}{S_{r(t)} \times Rfactor_t} - 1 \right) = -5 \times \left( \frac{51}{100 \times 50\%} - 1 \right) = -10\%$$

$S_{r(t)}$	$S_{r(t)} \times Rfactor_t$	$S_t$	Adjusted Underlying Stock Performance
100	50	51	2%

Value of the Certificate r(t)	Value of the Certificate (t)	Certificates' performance (excluding any cost and fees)
0.30	0.27	-10%

In such case an Intraday Restrike Event would occur if the Underlying Stock price rises to \$57.5, which is 15% above \$50, the Underlying Stock Reference Price.

## 2. Share Consolidation

Assuming the Underlying Stock is subject to a 2 to 1 share consolidation (i.e. 1 Share canceled for every 2 existing Shares):

$$S_{r(t)} = \$100$$

$$S_t = \$202$$

$$\text{Div}_t = \$0$$

$$\text{DivExc}_t = \$0$$

$M = -0.5$  (i.e. 0.5 Shares canceled for each 1 existing Share)

$R = \$0$  (no subscription price / redemption price)

$$Rfactor_t = \left[ 1 - \frac{0 + 0 - (-0.5) \times 0}{100} \right] \times \frac{1}{1 + (-0.5)} = 200\%$$

As a consequence:

$$\text{LR}_{r(t),t} = \text{Leverage} \times \left( \frac{S_t}{S_{r(t)} \times Rfactor_t} - 1 \right) = -5 \times \left( \frac{202}{100 \times 200\%} - 1 \right) = -5\%$$

$S_{r(t)}$	$S_{r(t)} \times Rfactor_t$	$S_t$	Adjusted Underlying Stock Performance
100	200	202	1%

Value of the Certificate r(t)	Value of the Certificate (t)	Certificates' performance (excluding any cost and fees)
0.30	0.285	-5%

In such case an Intraday Restrike Event would occur if the Underlying Stock price rises to \$230, which is 15% above \$200, the Underlying Stock Reference Price.

### 3. Rights Issues

Assuming there is a rights issue with respect to the Underlying Stock, with a right to receive 1 new Share for every 2 existing Shares, for a subscription price of \$40.

$$S_{r(t)} = \$100$$

$$S_t = \$84$$

$$Div_t = \$0$$

$$DivExc_t = \$0$$

$$R = \$40 \text{ (i.e. subscription price of \$40)}$$

$$M = 0.5 \text{ (i.e. 1 new share for every 2 existing shares)}$$

$$Rfactor_t = \left[ 1 - \frac{0 + 0 - 0.5 \times 40}{100} \right] \times \frac{1}{1 + 0.5} = 80\%$$

As a consequence:

$$LR_{r(t),t} = \text{Leverage} \times \left( \frac{S_t}{S_{r(t)} \times Rfactor_t} - 1 \right) = -5 \times \left( \frac{84}{100 \times 80\%} - 1 \right) = -25\%$$

$S_{r(t)}$	$S_{r(t)} \times Rfactor_t$	$S_t$	Adjusted Underlying Stock Performance
100	80	84	5%

Value of the Certificate r(t)	Value of the Certificate (t)	Certificates' performance (excluding any cost and fees)
0.30	0.225	-25%

In such case an Intraday Restrike Event would occur if the Underlying Stock price rises to \$92, which is 15% above \$80, the Underlying Stock Reference Price.

#### 4. Bonus Issues

Assuming there is a bonus issue with respect to the Underlying Stock, where shareholders receive 1 bonus share for 5 existing shares:

$$S_{r(t)} = \$100$$

$$S_t = \$85$$

$$\text{Div}_t = \$0$$

$$\text{DivExc}_t = \$0$$

$$R = \$0$$

$M = 0.2$  (i.e. 1 new share for 5 existing shares)

$$Rfactor_t = \left[ 1 - \frac{0 + 0 - 0.2 \times 0}{100} \right] \times \frac{1}{1 + 0.2} = 83.33\%$$

As a consequence:

$$LR_{r(t),t} = \text{Leverage} \times \left( \frac{S_t}{S_{r(t)} \times Rfactor_t} - 1 \right) = -5 \times \left( \frac{85}{100 \times 83.33\%} - 1 \right) = -10\%$$

$S_{r(t)}$	$S_{r(t)} \times Rfactor_t$	$S_t$	Adjusted Underlying Stock Performance
100	83.33	85	2%

Value of the Certificate r(t)	Value of the Certificate (t)	Certificates' performance (excluding any cost and fees)
0.30	0.27	-10%

In such case an Intraday Restrike Event would occur if the Underlying Stock price rises to \$95.83, which is 15% above \$83.33, the Underlying Stock Reference Price.

#### 5. Extraordinary Dividend

Assuming there is an extraordinary dividend of \$20 (net of taxes) paid in respect of each stock.

$$S_{r(t)} = \$100$$

$$S_t = \$84$$

$$\text{Div}_t = \$0$$

$$\text{DivExc}_t = \$20$$

$$R = \$0$$

$M = 0$

$$Rfactor_t = \left[ 1 - \frac{0 + 20 - 0 \times 0}{100} \right] \times \frac{1}{1 + 0} = 80\%$$

As a consequence:

$$LR_{r(t),t} = \text{Leverage} \times \left( \frac{S_t}{S_{r(t)} \times Rfactor_t} - 1 \right) = -5 \times \left( \frac{84}{100 \times 80\%} - 1 \right) = -25\%$$

$S_{r(t)}$	$S_{r(t)} \times Rfactor_t$	$S_t$	Adjusted Underlying Stock Performance
100	80	84	5%

Value of the Certificate r(t)	Value of the Certificate (t)	Certificates' performance (excluding any cost and fees)
0.30	0.225	-25%

In such case an Intraday Restrike Event would occur if the Underlying Stock price rises to \$92, which is 15% above \$80, the Underlying Stock Reference Price.

## INFORMATION RELATING TO THE COMPANY

*All information contained in this document regarding the Company, including, without limitation, its financial information, is derived from publicly available information which appears on the web-site of Hong Kong Exchanges and Clearing Limited (the “HKExCL”) at <http://www.hkex.com.hk> and/or the Company’s web-site at <http://www.cnooltd.com>. The Issuer has not independently verified any of such information.*

CNOOC Limited (the “**Company**”) is an investment holding company principally engaged in exploration, development, production and sale of crude oil and natural gas. The Company operates its businesses through three segments. Exploration and Production (E&P) segment is mainly engaged in the exploration and production of conventional oil and gas, shale oil and gas, oil sands and other unconventional oil and gas. Trading Business segment is mainly involved in import and export and crude and gas. Corporate segment is mainly involved in technology development, asset management, product sales and other businesses. The Company conducts its businesses in the domestic market and overseas markets, including Asia, Africa, North America, South America, Oceania and Europe.

The information set out in Appendix I of this document relates to the unaudited first quarterly report of the Company and its subsidiaries for the three months ended 31 March 2026 and has been extracted and reproduced from an announcement by the Company dated 28 April 2026 in relation to the same. Further information relating to the Company may be located on the web-site of the HKExCL at <http://www.hkex.com.hk>.

## INFORMATION RELATING TO THE DESIGNATED MARKET MAKER

UBS AG, acting through its London Branch, has been appointed the designated market maker (“DMM”) for the Certificates. The DMM will provide competitive buy and sell quotes for the Certificates continuously during the trading hours of the SGX-ST on the following basis:

- (a) Maximum bid and offer spread : (i) when the best bid price of the Certificate is S\$10 and below: 10 ticks or S\$0.20 whichever is greater; and  
(ii) when the best bid price of the Certificate is above S\$10: 5% of the best bid price of the Certificate.
- (b) Minimum quantity subject to bid and offer spread : 10,000 Certificates
- (c) Last Trading Day for Market Making : The date falling 5 Exchange Business Days immediately preceding the Expiry Date

In addition, the DMM may not provide a quotation in the following circumstances:

- (i) during the pre-market opening and five minutes following the opening of the SGX-ST on any trading day;
- (ii) if the Certificates are valueless (where the Issuer’s bid price is below the minimum bid size for such securities as prescribed by the SGX-ST);
- (iii) before the Relevant Stock Exchange for the Underlying Stock has opened and after the Relevant Stock Exchange for the Underlying Stock has closed on any trading day;
- (iv) when trading in the Underlying Stock is suspended or limited in a material way for any reason, for the avoidance of doubt, the DMM is not obliged to provide quotations for the Certificates at any time when the Underlying Stock is not negotiated/traded for any reason;
- (v) where the Certificates are suspended from trading for any reason;
- (vi) market disruption events, including, without limitation, any suspension of or limitation imposed on trading (including but not limited to unforeseen circumstances such as by reason of movements in price exceeding limits permitted by the SGX-ST or any act of God, war, riot, public disorder, explosion, terrorism or otherwise) in the Underlying Stock;
- (vii) where the Issuer or the DMM faces technical problems affecting the ability of the DMM to provide bids and offer quotations;
- (viii) where the ability of the Issuer to source a hedge or unwind an existing hedge, as determined by the Issuer in good faith, is materially affected by the prevailing market conditions, and the Issuer informs the SGX-ST of its inability to do so as soon as practicable;
- (ix) in cases where the Issuer has no Certificates to sell, then the DMM will only provide bid quotations. The DMM may provide intermittent offer quotations when it has inventory of the Certificates;

- (x) if the stock market experiences exceptional price movement and volatility;
- (xi) when it is a public holiday in Singapore and/or Hong Kong and the SGX-ST and/or the HKEX is not open for dealings; and
- (xii) during the suspension of trading of Certificates after an Air Bag Mechanism has been triggered.

The last trading day on which the DMM will provide competitive quotations for the Certificates would be the fifth Exchange Business Day immediately preceding the Expiry Date.

## PLACING AND SALE

### General

No action has been or will be taken by the Issuer that would permit a public offering of the Certificates or possession or distribution of any offering material in relation to the Certificates in any jurisdiction where action for that purpose is required. No offers, sales or deliveries of any Certificates, or distribution of any offering material relating to the Certificates may be made in or from any jurisdiction except in circumstances which will result in compliance with any applicable laws or regulations and will not impose any obligation on the Issuer. In the event that the Issuer contemplates a placing, placing fees may be payable in connection with the issue and the Issuer may at its discretion allow discounts to placees.

### United Kingdom

In relation to each tranche of Certificates, the Issuer has represented, warranted and agreed that:

(a) No deposit-taking: in relation to any Certificates having a maturity of less than one year:

(i) it is a person whose ordinary activities involve it in acquiring, holding, managing or disposing of investments (as principal or agent) for the purposes of its business; and

(ii) it has not offered or sold and will not offer or sell any Certificates other than to persons:

(A) whose ordinary activities involve them in acquiring, holding, managing or disposing of investments (as principal or agent) for the purposes of their businesses; or

(B) who it is reasonable to expect will acquire, hold, manage or dispose of investments (as principal or agent) for the purposes of their businesses,

where the issue of the Certificates would otherwise constitute a contravention of section 19 of the Financial Services and Markets Act 2000 (the "FSMA") by the Issuer;

(b) Financial Promotion: it has only communicated or caused to be communicated and will only communicate or cause to be communicated any invitation or inducement to engage in investment activity (within the meaning of section 21 of the FSMA) received by it in connection with the issue or sale of any Certificates in circumstances in which section 21(1) of the FSMA does not or would not, if the Issuer was not an authorised person, apply to the Issuer; and

(c) General Compliance: it has complied and will comply with all applicable provisions of the FSMA with respect to anything done by it in relation to any Certificates in, from or otherwise involving the United Kingdom.

If the applicable Supplemental Listing Document in respect of any Certificates specifies the "Prohibition of Sales to European Economic Area Retail Investors" as "Not Applicable", the Issuer has represented and agreed that it has not offered, sold or otherwise made available such Certificates to any retail investor in the United Kingdom. For the purposes of this provision:

(a) the expression "**retail investor**" means a person who is one (or more) of the following:

(i) a retail client, as defined in point (8) of Article 2 of Regulation (EU) No 2017/565 as it forms part of domestic law by virtue of the European Union (Withdrawal) Act 2018 ("**EUWA**"); or

- (ii) a customer within the meaning of the provisions of the FSMA and any rules or regulations made under the FSMA which were relied on immediately before exit day to implement Directive (EU) 2016/97, where that customer would not qualify as a professional client, as defined in point (8) of Article 2(1) of Regulation (EU) No 600/2014 as it forms part of domestic law by virtue of the EUWA; or
  - (iii) not a qualified investor as defined in Article 2 of Regulation (EU) 2017/1129 as it forms part of domestic law by virtue of the EUWA; and
- (b) the expression an "**offer**" includes the communication in any form and by any means of sufficient information on the terms of the offer and the Certificates to be offered so as to enable an investor to decide to purchase or subscribe for the Certificates.

If the applicable Supplemental Listing Document in respect of any Certificates specifies the "Prohibition of Sales to European Economic Area Retail Investors" as "Not Applicable", the Issuer has represented and agreed that it has not made and will not make an offer of Certificates which are the subject of the offering contemplated by the Base Listing Document as completed by this Supplemental Listing Document to the public in the United Kingdom except that it may make an offer of such Certificates to the public in the United Kingdom:

- a) if the Supplemental Listing Document in relation to the Certificates specifies an offer of those Certificates may be made other than pursuant to Article 1(4) of the UK Prospectus Regulation in the United Kingdom (a "**Public Offer**"), following the date of publication of a prospectus in relation to such Certificates which either (i) has been approved by the UK Financial Conduct Authority ("**FCA**"), or (ii) is to be treated as if it had been approved by the FCA in accordance with the transitional provision in Regulation 74 of the Prospectus (Amendment etc.) (EU Exit) Regulations 2019, provided that any such prospectus has subsequently been completed by final terms contemplating such Public Offer, in the period beginning and ending on the dates specified in such prospectus or final terms, as applicable, and the Issuer has consented in writing to its use for the purpose of that Public Offer;
- b) at any time to any legal entity which is a qualified investor as defined in Article 2 of the UK Prospectus Regulation;
- c) at any time to fewer than 150 natural or legal persons (other than qualified investors as defined in Article 2 of the UK Prospectus Regulation); or
- d) at any time in any other circumstances falling within section 86 of the FSMA, provided that no such offer of Certificates to the public referred to in (a) to (c) above shall require the publication of a prospectus pursuant to section 85 of the FSMA or supplement a prospectus pursuant to Article 23 of the UK Prospectus Regulation,

provided that no such offer of Certificates referred to in (b) to (d) above shall require the Issuer to publish a prospectus pursuant to section 85 of the FSMA or supplement a prospectus pursuant to Article 23 of the UK Prospectus Regulation.

For the purposes of this provision, the expression "an offer of Certificates to the public" in relation to any products in the United Kingdom means the communication in any form and by any means of sufficient information on the terms of the offer and the Certificates to be offered so as to enable an investor to decide to purchase or subscribe the Certificates, and the expression "**UK Prospectus Regulation**" means Regulation (EU) 2017/1129 as it forms part of domestic law by virtue of the EUWA.

## United States of America

The Certificates have not been, and will not be, registered under the Securities Act. Subject to certain exceptions, Certificates, or interests therein, may not at any time be offered, sold, resold or delivered, directly or indirectly, in the United States or to, or for the account or benefit of, any U.S. person or to others for offering, sale or resale in the United States or to any such U.S. person. Offers and sales of Certificates, or interests therein, in the United States or to U.S. persons would constitute a violation of United States securities laws unless made in compliance with registration requirements of the Securities Act or pursuant to an exemption therefrom. The Certificates will not be offered, sold or delivered within the United States or to U.S. persons. As used herein, "**United States**" means the United States of America (including the States and the District of Columbia), its territories, its possessions and other areas subject to its jurisdiction; and "**U.S. person**" means (i) any citizen or resident of the United States, including any corporation, partnership or other entity created or organised in or under the laws of the United States or of any political subdivision thereof, (ii) any estate or trust the income of which is subject to United States income taxation regardless of its source, (iii) "U.S. person" as such term is defined in (a) Regulation S under the Securities Act or (b) the Interpretive Guidance and Policy Statement Regarding Compliance with Certain Swap Regulations promulgated by the U.S. Commodity Futures Trading Commission ("**CFTC**") pursuant to the U.S. Commodity Exchange Act of 1936, as amended, or (iv) a person other than a "Non-United States Person" as defined in CFTC Rule 4.7, in each case, as such definition is amended, modified or supplemented from time to time.

## Prohibition of Sales to European Economic Area

If the applicable Supplemental Listing Document in respect of any Certificates specifies the "Prohibition of Sales to European Economic Area Retail Investors" as "Not Applicable", the Issuer has represented and agreed that it has not offered, sold or otherwise made available and will not offer, sell or otherwise make available any Certificates which are the subject of the offering contemplated by the Base Listing Document as completed by this Supplemental Listing Document to any retail investor in the European Economic Area. For the purposes of this provision:

- (a) the expression "retail investor" means a person who is one (or more) of the following:
  - (i) a retail client as defined in point (11) of Article 4(1) of Directive 2014/65/EU (as amended, "**MiFID II**");
  - (ii) a customer within the meaning of Directive 2016/97 (as amended), where that customer would not qualify as a professional client as defined in point (10) of Article 4(1) of MiFID II; or
  - (iii) not a qualified investor as defined in Regulation (EU) 2017/1129 (as amended, the "**Prospectus Regulation**"); and
- (b) the expression an "offer" includes the communication in any form and by any means of sufficient information on the terms of the offer and the Certificates to be offered so as to enable an investor to decide to purchase or subscribe the Certificates.

## PUBLIC OFFER SELLING RESTRICTION UNDER THE PROSPECTUS REGULATION

If the Supplemental Listing Document specifies "Prohibition of Sales to European Economic Area Retail Investors" as "Not Applicable", in relation to each member state of the European Economic Area (each, a "**Relevant State**"), the Issuer has represented, warranted and agreed that it has not made and will not make an offer of Certificates which are the subject of the offering contemplated by the Base Listing Document as completed by this Supplemental Listing Document to the public in that Relevant State except that it may make an offer of such Certificates to the public in that Relevant State:

(a) Approved listing document: if the Supplemental Listing Document in relation to the Certificates specifies that an offer of those Certificates may be made other than pursuant to Article 1(4) of the Prospectus Regulation in that Relevant State (a "**Non-exempt Offer**"), following the date of publication of a listing document in relation to such Certificates which has been approved by the competent authority in that Relevant State or, where appropriate, approved in another Relevant State and notified to the competent authority in that Relevant State, provided that any such listing document has subsequently been completed by the Supplemental Listing Document contemplating such Non-exempt Offer, in accordance with the Prospectus Regulation, in the period beginning and ending on the dates specified in such listing document or Supplemental Listing Document, as applicable and the Issuer has consented in writing to its use for the purpose of that Non-exempt Offer;

(b) Qualified investors: at any time to any legal entity which is a qualified investor as defined in the Prospectus Regulation;

(c) Fewer than 150 offered: at any time to fewer than 150 natural or legal persons (other than qualified investors as defined in the Prospectus Regulation), subject to obtaining the prior consent of the Issuer for any such offer; or

(d) Other exempt offers: at any time in any other circumstances falling within Article 3(2) of the Prospectus Regulation,

provided that no such offer of Certificates referred to in (b) to (d) above shall require the Issuer to publish a listing document pursuant to Article 3 of the Prospectus Regulation or supplement a listing document pursuant to Article 23 of the Prospectus Regulation.

For the purposes of this provision, the expression an "**offer of Certificates to the public**" in relation to any Certificates in any Relevant State means the communication in any form and by any means of sufficient information on the terms of the offer and the Certificates to be offered so as to enable an investor to decide to purchase or subscribe for the Certificates, as the same may be varied in that Relevant State by any measure implementing the Prospectus Regulation in that Relevant State.

### Singapore

This document has not been registered as a prospectus with the Monetary Authority of Singapore. Accordingly, this document and any other document or material in connection with the offer or sale, or invitation for subscription or purchase, of Certificates may not be circulated or distributed, nor may Certificates be offered or sold, or be made the subject of an invitation for subscription or purchase, whether directly or indirectly, to persons in Singapore other than pursuant to, and in accordance with the conditions of, any applicable provision of the Securities and Futures Act 2001 of Singapore.

**Hong Kong**

No person, other than a person permitted to do so under the securities laws of Hong Kong, has issued, or had in its possession for the purposes of issue, or will issue, or have in its possession for the purposes of issue any advertisement, invitation or document relating to the Certificates, whether in Hong Kong or elsewhere, which is directed at, or the contents of which are likely to be accessed or read by, the public in Hong Kong other than with respect to Certificates which are or are intended to be disposed of only to persons outside Hong Kong or only to “professional investors” within the meaning of the Securities and Futures Ordinance (Cap. 571) of the Laws of Hong Kong and any rules made thereunder.

**SUPPLEMENTAL INFORMATION RELATING TO THE ISSUER**

The information set out in Appendix II of this document relates to the risk factors relating to operating environment and strategy of the Issuer.

The information set out in Appendix III of this document relates to the recent developments in the Issuer's business.

The information set out in Appendix IV of this document is an extract of the unaudited consolidated financial statements of UBS AG and its subsidiaries for the first quarter ended 31 March 2026.

For more information on the Issuer, please see <http://www.ubs.com/>.

Queries regarding the Certificates may be directed to +852 2971 6668 or [OL-HKWarrants@ubs.com](mailto:OL-HKWarrants@ubs.com).

**SUPPLEMENTAL GENERAL INFORMATION**

The information set out herein is supplemental to, and should be read in conjunction with, the information set out on page 269 of the Base Listing Document.

1. Save as disclosed in the Base Listing Document and herein, there is no litigation, arbitration or administrative proceedings relating to claims or amounts which are material in the context of the issue of the Certificates to which the Issuer is a party nor, to the best of its knowledge and belief, is there any threatened litigation, arbitration or administrative proceedings relating to claims or amounts which are material in the context of the issue of the Certificates which would in either case jeopardise its ability to discharge its obligations in respect of the Certificates.
  2. UBS AG, Singapore Branch at 9 Penang Road, Singapore 238459, has been authorised to accept, on behalf of the Issuer, service of process and any other notices required to be served on the Issuer. Any notices required to be served on the Issuer should be sent to UBS AG, Singapore Branch at the above address for the attention of Jeffrey Tan Teck Khim, Legal & Compliance.
  3. Settlement of trades done on a normal "ready basis" on the SGX-ST generally take place on the second Business Day following the transaction. Dealing in the Certificates will take place in board lots of 100 Certificates in Singapore dollars. For further details on the transfer of Certificates and their exercise, please refer to the section headed "Summary of the Issue" above.
  4. It is not the current intention of the Issuer to apply for a listing of the Certificates on any stock exchange other than the SGX-ST.
  5. There has been no adverse change, material in the context of the issue of the Certificates, in the financial position of the Issuer since 31 March 2026.
  6. The following contracts, relating to the issue of the Certificates, have been or will be entered into by the Issuer and may be material to the issue of the Certificates:
    - (a) the Master Instrument; and
    - (b) the Master Warrant Agent Agreement.
- None of the directors of the Issuer has any direct or indirect interest in any of the above contracts.
7. The Issuer has appropriate risk management capabilities to manage the issue of the Certificates.
  8. Copies of the following documents may be inspected during usual business hours on any weekday (Saturdays, Sundays and holidays excepted) at the office of Allen & Gledhill LLP at One Marina Boulevard #28-00, Singapore 018989, during the period of 14 days from the date of this document:

- (a) the articles of association of the Issuer;
- (b) the latest financial reports (including the notes thereto) of the Issuer;
- (c) the Base Listing Document; and
- (d) this document.

**APPENDIX I**

**REPRODUCTION OF THE UNAUDITED FIRST QUARTERLY REPORT  
FOR THE THREE MONTHS ENDED 31 MARCH 2026 OF  
CNOOC LIMITED AND ITS SUBSIDIARIES**

*Hong Kong Exchanges and Clearing Limited and The Stock Exchange of Hong Kong Limited take no responsibility for the contents of this announcement, make no representation as to its accuracy or completeness and expressly disclaim any liability whatsoever for any loss howsoever arising from or in reliance upon the whole or any part of the contents of this announcement.*



**CNOOC Limited**  
**(中國海洋石油有限公司)**

*(Incorporated in Hong Kong with limited liability under the Companies Ordinance)*  
**Stock Codes: 00883 (HKD counter) and 80883 (RMB counter)**

**ANNOUNCEMENT**  
**First Quarterly Report of 2026**

This announcement is made by CNOOC Limited pursuant to the Inside Information Provisions under Part XIVA of the Securities and Futures Ordinance (Chapter 571 of the Laws of Hong Kong) and Rules 13.09 and 13.10B of the Rules Governing the Listing of Securities on The Stock Exchange of Hong Kong Limited.

The financial data of the Company for the first quarter of 2026 are unaudited and have been prepared in accordance with Chinese Accounting Standards for Business Enterprises (“CAS”).

The board of directors (the “**Board**”), the directors, and senior management of CNOOC Limited (the “**Company**”) warrant that there are no material omissions from, or misrepresentation or misleading statements contained in this quarterly report, and jointly and severally assume full responsibility for the truthfulness, accuracy and completeness of the information contained in this quarterly report.

Mr. Huang Yongzhang, Vice Chairman, Chief Executive Officer and President of the Company, Ms. Mu Xiuping, Senior Vice President and Chief Financial Officer, and Ms. Wang Yufan, Manager of Financial Department of the Company, hereby warrant that the financial information contained in this quarterly report is true, accurate and complete.

Whether the first quarterly financial statements were audited

Yes    No

## I. KEY FINANCIAL DATA

### 1.1 Key Financial Data Prepared under CAS

#### (I) Key Financial Data and Financial Indicators

RMB Million

Items	The reporting period	The corresponding period of last year	Increase/decrease as compared with the corresponding period of last year (%)
Revenue	116,079	106,854	8.6
Profit before income tax	52,358	49,832	5.1
Net profit attributable to equity shareholders of the Company	39,144	36,563	7.1
Net profit after deducting non-recurring profit/loss items attributable to equity shareholders of the Company	39,038	37,027	5.4
Net cash flows from operating activities	55,148	57,274	(3.7)
Basic earnings per share (RMB Yuan/share)	0.82	0.77	7.1
Diluted earnings per share (RMB Yuan/share)	0.82	0.77	7.1
Weighted average return on net assets (%)	4.77	4.78	Decreased by 0.01 percentage points
	<b>At the end of this reporting period</b>	<b>At the end of last year</b>	<b>Increase/decrease at the end of the reporting period compared with the end of last year (%)</b>
Total assets	1,151,563	1,098,559	4.8
Equity attributable to equity shareholders of the Company	837,102	802,750	4.3

Note: "The reporting period" refers to the three-month period from the beginning of the quarter to the end of the quarter, the same applies to the below.

**(II) Non-recurring Profit/Loss Items**

Applicable    Not applicable

*RMB Million*

<b>Non-recurring profit/loss items</b>	<b>Amount for the reporting period</b>
Net effect of assets disposal	–
Fair value changes on financial assets	92
Gain from disposal of financial assets	9
Reversal of allowance for impairment of receivables tested individually	6
Donation expenses	(68)
Others	102
Less: Effect of income tax	35
Effect of non-controlling interests	
Total	106

Reasons for the recognition of items with significant amount not yet listed in “Explanatory Announcement No. 1 on Disclosure of Information by Companies with Publicly Issued Securities – Non-recurring Profit or Loss” as non-recurring profit or loss and the classification of non-recurring profit or loss items listed in “Explanatory Announcement No. 1 on Disclosure of Information by Companies with Publicly Issued Securities – Non-recurring Profit or Loss” as recurring profit or loss items.

Applicable    Not applicable

**(III) Changes in Key Accounting Data and Financial Indicators and Reasons for Such Changes**

Applicable    Not applicable

**1.2 Differences between Domestic and Overseas Accounting Standards**

There is no difference between the key accounting data and financial indicators prepared under the International Financial Reporting Standards Accounting Standards/Hong Kong Financial Reporting Standards Accounting Standards and the data in 1.1(I) Key Financial Data and Financial Indicators prepared under CAS.

### 1.3 Income, Capital Expenditures and Realised Prices

*RMB Million*

(Unaudited)	For the three months (January to March) ended 31 March		
	2026	2025	Increase/decrease as compared with the corresponding period of last year (%)
<b>Revenue</b>	116,079	106,854	8.6
<b>Oil and Gas Sales</b>	97,000	88,268	9.9
Including: Crude and liquids	83,057	74,633	11.3
Natural gas	13,943	13,635	2.3
<b>Capital Expenditures</b>			
Exploration	4,993	4,419	13.0
Development	21,807	17,585	24.0
Production Capitalization	6,014	5,333	12.8
Others	204	376	(45.7)
<b>Total</b>	<b>33,019</b>	<b>27,713</b>	<b>19.1</b>
<b>Average Realised Price</b>			
Crude and liquids (US\$/barrel)	75.92	72.65	4.5
Natural gas (US\$/mcf)	7.69	7.78	(1.2)

## II. INFORMATION OF SHAREHOLDERS

### (I) Total Number of Ordinary Shareholders and Number of Preferred Shareholders with Restored Voting Rights and Shareholdings of the Top Ten Shareholders

Share

Total number of ordinary shareholders at the end of the reporting period	217,916	Total number of preferred shareholders with restored voting rights at the end of the reporting period (if any)	N/A			
Shareholdings of the top ten shareholders (excluding lending shares through short selling and refinancing)						
Name of shareholders	Nature of shareholder	Number of shares held	Percentage of shareholdings (%)	Number of shares with selling restrictions	Pledged, marked or frozen shares	
					Condition of shares	Number of shares
CNOOC (BVI) Limited	State-owned legal person	28,772,727,268	60.54	–	None	–
HKSCC Nominees Limited	Other	15,319,185,232	32.23	–	Unknown	–
Holder A of Hong Kong shares <sup>2</sup>	Unknown	280,340,000	0.59	–	Unknown	–
China National Petroleum Corporation	State-owned legal person	185,185,185	0.39	–	None	–
Sinopec International Energy Investment Co., Ltd.	State-owned legal person	185,185,185	0.39	–	None	–
Guoxin Investment Co., Ltd.	State-owned legal person	153,136,247	0.32	–	None	–
Guoxin Development Investment Management Company Limited	State-owned legal person	135,453,883	0.28	–	None	–
China National Aviation Fuel Group Limited	State-owned legal person	81,985,292	0.17	–	None	–
China Energy Capital Holdings Co., Ltd.	State-owned legal person	73,148,148	0.15	–	None	–
Guofeng Xinghua (Beijing) Private Equity Fund Management Co., Ltd. – Guofeng Xinghua Honghu Zhiyuan Phase II Private Securities Investment Fund	Other	48,081,942	0.10	–	None	–

Shareholdings of the top ten shareholders without restricted conditions of sale (excluding lending shares through short selling and refinancing)			
Name of shareholders	Number of circulating shares without restricted conditions of sale held	Class and number of shares	
		Class of shares	Number
CNOOC (BVI) Limited	28,772,727,268	Overseas listed foreign shares	28,772,727,268
HKSCC Nominees Limited	15,319,185,232	Overseas listed foreign shares	15,319,185,232
Holder A of Hong Kong shares <sup>2</sup>	280,340,000	Overseas listed foreign shares	280,340,000
China National Petroleum Corporation	185,185,185	RMB ordinary shares	185,185,185
Sinopec International Energy Investment Co., Ltd.	185,185,185	RMB ordinary shares	185,185,185
Guoxin Investment Co., Ltd.	153,136,247	RMB ordinary shares	153,136,247
Guoxin Development Investment Management Company Limited	135,453,883	RMB ordinary shares	135,453,883
China National Aviation Fuel Group Limited	81,985,292	RMB ordinary shares	81,985,292
China Energy Capital Holdings Co., Ltd.	73,148,148	RMB ordinary shares	73,148,148
Guofeng Xinghua (Beijing) Private Equity Fund Management Co., Ltd. – Guofeng Xinghua Honghu Zhiyuan Phase II Private Securities Investment Fund	48,081,942	RMB ordinary shares	48,081,942
Description of the connected relationship or action in concert between the above shareholders	<p>1. Among the top ten shareholders and top ten shareholders without restricted conditions of sale, CNOOC (BVI) Limited is the controlling shareholder of the Company. Both Guoxin Development Investment Management Company Limited and Guoxin Investment Co., Ltd. are controlled by China Reform Holdings Corporation Ltd. Save as aforesaid, the Company is not aware of any connected relationship or acting-in-concert relationship among the other top ten shareholders and top ten shareholders without restricted conditions for sale.</p> <p>2. The Personal Data (Privacy) Ordinance of Hong Kong, China stipulates that, for the purpose of collecting personal data, the data subject shall be informed as to whether such data collection is mandatory. The Rules Governing the Listing of Securities on The Stock Exchange of Hong Kong Limited and the Securities and Futures Ordinance (Chapter 571 of the Laws of Hong Kong) do not require the disclosure of information of individual shareholders with a shareholding of less than 5%. Based on the aforementioned provisions of the Personal Data (Privacy) Ordinance, the Company did not disclose the information of the holder of Hong Kong shares with a shareholding of less than 5%, and only disclose the number and proportion of shares held.</p> <p>3. HKSCC Nominees Limited is a wholly-owned subsidiary of Hong Kong Exchanges and Clearing Limited. It holds Hong Kong shares of the Company on behalf of other corporate or individual shareholders as the nominee.</p>		
Explanation of the top ten shareholders and the top ten shareholders not subject to trading moratorium engaging in the margin trading and short selling and refinancing business (if any)	Not applicable		

*Note:* As of the end of the reporting period, the 217,916 holders of ordinary shares comprise 216,267 holders of A shares and 1,649 holders of Hong Kong shares.

**(II) Shareholders with a shareholding of more than 5%, the top ten shareholders and the top ten shareholders with non-restricted tradable shares participating in the lending of shares for short selling and refinancing business**

Applicable  Not applicable

**(III) Changes in the top ten shareholders and the top ten shareholders with non-restricted tradable shares from the previous period due to the lending/return for short selling and refinancing**

Applicable  Not applicable

### **III. BUSINESS REVIEW**

Other important information on the Company's operation during the reporting period that needs to be brought to the attention of investors

Applicable  Not applicable

In the first quarter of 2026, the global economy started high but ended low. Geopolitical tensions in the Middle East exacerbated inflation risks, and IMF lowered its global economic growth forecast for the year to 3.1%. China's economy got off to a strong and good start, with GDP growing by 5.0% year-over-year ("YoY"). Affected by the Middle East situation, international crude oil prices rose sharply in March and subsequently fluctuated at high levels. The average price of Brent crude oil was US\$78.38 per barrel in the first quarter, representing an increase of 4.5% YoY. The Company continued to increase reserves and production, and reduce costs and enhance quality and efficiency, achieving strong growth in net oil and gas production and net profit attributable to equity shareholders of the Company.

In the first quarter of 2026, the Company achieved net production of 205.1 million barrels of oil equivalent ("BOE"), representing an increase of 8.6% YoY. The net production from China increased by 7.0% YoY to 140.0 million BOE, driven by production contribution from oil and gas fields such as Kenli 10-2; overseas net production increased by 12.3% YoY to 65.1 million BOE, driven by production contribution from projects such as Yellowtail in Guyana.

In the first quarter of 2026, the Company made four new discoveries and successfully appraised 12 oil and gas bearing structures. In particular, new discovery of Luda 16-1 revealed the exploration prospects of the paleogene lithologic area in the Liaozhong depression; Enping 20-5 was successfully appraised, achieving remarkable results of integrated rolling exploration.

In terms of development and production, 3 new projects including Huizhou 25-8 Oilfield Comprehensive Adjustment Project and Penglai 19-3 Oilfield 1/2/3/8/9 Blocks Secondary Adjustment Project commenced production. Other new projects are progressing smoothly.

The unaudited oil and gas sales revenue of the Company reached approximately RMB97.00 billion for the first quarter of 2026, representing an increase of 9.9% YoY, mainly due to the increase in realised oil prices and oil and gas sales volume. Net profits attributable to equity shareholders of the Company amounted to RMB39.14 billion, representing a YoY increase of 7.1%. All-in cost was US\$28.41 per BOE, maintaining cost competitiveness. During the quarter, the Company's average realised oil price was US\$75.92 per barrel, representing an increase of 4.5% YoY, and the average realised gas price decreased by 1.2% YoY to US\$7.69 per thousand cubic feet.

In the first quarter of 2026, the Company's capital expenditures amounted to approximately RMB33.02 billion, increasing by 19.1% YoY as a result of the accelerated deployment of exploration and adjustment wells and the acceleration of capacity construction.

## First Quarter Net Production Summary (Unaudited)

	Q1 2026			Q1 2025		
	Crude and Liquids	Natural Gas	Total	Crude and Liquids	Natural Gas	Total
	(mm bbls)	(bcf)	(mm BOE)	(mm bbls)	(bcf)	(mm BOE)
<b>China</b>	<b>103.7</b>	<b>215.1</b>	<b>140.0</b>	<b>97.9</b>	<b>194.9</b>	<b>130.8</b>
<b>Overseas</b>	<b>54.8</b>	<b>57.4</b>	<b>65.1</b>	<b>47.6</b>	<b>58.1</b>	<b>58.0</b>
<b>Total</b>	<b>158.5</b>	<b>272.5</b>	<b>205.1</b>	<b>145.5</b>	<b>253.0</b>	<b>188.8</b>

### IV. QUARTERLY FINANCIAL STATEMENTS

#### (I) Type of Audit Opinion

Applicable     Not applicable

## (II) Financial Statements

Quarterly financial statements prepared in accordance with CAS

### *Consolidated Balance Sheet*

31 March 2026

Prepared by: CNOOC Limited

*RMB million Unaudited*

<b>Item</b>	<b>31 March 2026</b>	<b>31 December 2025</b>
<b>Current assets:</b>		
Cash at bank and on hand	246,335	214,695
Financial assets held for trading	19,977	25,998
Derivative financial instruments	777	–
Notes receivable	3	10
Trade receivables	55,140	32,415
Financing receivable	618	546
Prepayments	5,071	4,771
Other receivables	5,760	5,945
Including: Interest receivable		
Dividends receivable	289	294
Inventories	5,545	6,090
Other current assets	3,706	4,913
Total current assets	342,932	295,383
<b>Non-current assets:</b>		
Debt investment	9,185	9,305
Long-term equity investments	45,435	45,891
Other equity instruments investments	23	23
Fixed assets	6,414	6,552
Construction in progress	156,588	150,913
Oil and gas properties	509,392	508,905
Right-of-use assets	10,425	9,730
Intangible assets	3,522	3,683
Goodwill	14,713	14,946
Long-term prepaid expenses	565	584
Deferred tax assets	23,004	23,579
Other non-current assets	29,365	29,137
Total non-current assets	808,631	803,176
Total assets	1,151,563	1,098,559

Item	31 March 2026	31 December 2025
<b>Current liabilities:</b>		
Derivative financial instruments	496	20
Trade payables	68,069	59,631
Contract liabilities	725	804
Employee benefits payable	2,944	2,322
Taxes payable	23,261	16,819
Other payables	9,052	8,303
Including: Interest payable		
Dividends payable		
Non-current liabilities due within one year	3,760	3,354
Total current liabilities	108,307	91,253
<b>Non-current liabilities:</b>		
Long-term borrowings	4,770	5,102
Bond payable	52,840	53,730
Lease liabilities	7,982	7,614
Long-term payable	3,055	3,133
Provisions	117,527	116,039
Deferred tax liabilities	14,619	13,589
Other non-current liabilities	2,887	2,915
Total non-current liabilities	203,680	202,122
Total liabilities	311,987	293,375
<b>Shareholders' equity:</b>		
Share capital	75,180	75,180
Capital reserve	2,856	2,851
Other comprehensive income	(2,028)	2,834
Special reserve	81	16
Surplus reserves	70,000	70,000
Retained earnings	691,013	651,869
Equity attributable to equity shareholders of the Company	837,102	802,750
Non-controlling interests	2,474	2,434
Total shareholders' equity	839,576	805,184
Total liabilities and shareholders' equity	1,151,563	1,098,559

Chief Executive Officer: Huang Yongzhang      Chief Financial Officer: Mu Xiuping      Manager of Financial Department: Wang Yufan

**Consolidated Income Statement**

January to March 2026

Prepared by: CNOOC Limited

*RMB million Unaudited*

<b>Item</b>	<b>Q1 2026</b>	<b>Q1 2025</b>
I. Total revenue	<b>116,079</b>	106,854
Including: Revenue	<b>116,079</b>	106,854
II. Total costs of sales	<b>64,130</b>	56,530
Including: Costs of sales	<b>56,677</b>	48,462
Taxes and surcharges	<b>5,430</b>	5,006
Selling expenses	<b>124</b>	938
General and administrative expenses	<b>1,693</b>	1,648
Research and development expenses	<b>306</b>	321
Finance expenses	<b>(100)</b>	155
Including: Interest expenses	<b>554</b>	452
Interest income	<b>1,074</b>	1,134
Add: Other income	<b>56</b>	37
Investment income (“-” for losses)	<b>268</b>	(637)
Including: Income from investment in associates and joint ventures	<b>175</b>	(49)
Gains on fair value change (“-” for losses)	<b>92</b>	197
Credit reversal (“-” for losses)	<b>(8)</b>	2
Asset impairment losses (“-” for losses)	<b>(7)</b>	2
Gains on disposal of assets (“-” for losses)	-	2
III. Operating profit (“-” for losses)	<b>52,350</b>	49,927
Add: Non-operating income	<b>117</b>	37
Less: Non-operating expenses	<b>109</b>	132
IV. Profit before income tax (“-” for total losses)	<b>52,358</b>	49,832
Less: Income tax expenses	<b>13,174</b>	13,231

<b>Item</b>	<b>Q1 2026</b>	<b>Q1 2025</b>
V. Net profit (“-” for net losses)	<b>39,184</b>	36,601
(I) Classification by the continuity of operation		
1. Net profit from continuous operations (“-” for net losses)	<b>39,184</b>	36,601
2. Net profit from discontinued operations (“-” for net losses)		
(II) Classification by ownership		
1. Net profit attributable to equity shareholders of the Company (“-” for net losses)	<b>39,144</b>	36,563
2. Non-controlling interests (“-” for net losses)	<b>40</b>	38
VI. Other comprehensive income, net of tax	<b>(4,862)</b>	(372)
(I) Other comprehensive income attributable to equity shareholders of the Company, net of tax	<b>(4,862)</b>	(372)
1. Items that may not be reclassified to profit or loss	<b>12</b>	83
(1) Change on remeasurement of defined benefit plan	<b>12</b>	83
(2) Other comprehensive income under equity method that may not be transferred to profit or loss		
(3) Change in fair value of other equity instruments investments		
(4) Change in fair value of enterprise’s own credit risk		
2. Items that will be reclassified to profit or loss	<b>(4,874)</b>	(455)
(1) Other comprehensive income under equity method that may be transferred to profit or loss	<b>(6)</b>	(1)
(2) Change in fair value of other debt investment		
(3) Amount included in other comprehensive income upon reclassification of financial assets		
(4) Credit impairment provision for other debt investment		
(5) Cash flow hedge reserve	<b>206</b>	52
(6) Exchange differences on translation of foreign operations	<b>(5,074)</b>	(506)
(7) Others		
(II) Other comprehensive income attributable to non-controlling interests, net of tax		

<b>Item</b>	<b>Q1 2026</b>	<b>Q1 2025</b>
VII. Total comprehensive income	<b>34,322</b>	36,229
(I) Total comprehensive income attributable to equity shareholders of the Company	<b>34,282</b>	36,191
(II) Total comprehensive income attributable to non-controlling interests	<b>40</b>	38
VIII. Earnings per share:		
(I) Basic earnings per share (RMB Yuan/share)	<b>0.82</b>	0.77
(II) Diluted earnings per share (RMB Yuan/share)	<b>0.82</b>	0.77

Chief Executive Officer: Huang Yongzhang      Chief Financial Officer: Mu Xiuping      Manager of Financial Department: Wang Yufan

**Consolidated Statement of Cash Flows**

January to March 2026

Prepared by: CNOOC Limited

*RMB million Unaudited*

<b>Item</b>	<b>Q1 2026</b>	<b>Q1 2025</b>
<b>I. Cash flows from operating activities:</b>		
Cash received from the sales of goods or rendering of services	<b>101,535</b>	105,861
Refund of tax	<b>5</b>	–
Cash received from other operating activities	<b>140</b>	37
Subtotal of cash inflow from operating activities	<b>101,680</b>	105,898
Cash paid for goods and services	<b>(23,633)</b>	(23,940)
Cash paid to and on behalf of employees	<b>(2,705)</b>	(2,540)
Taxes paid	<b>(20,098)</b>	(22,054)
Cash paid for other operating activities	<b>(96)</b>	(90)
Subtotal of cash outflow from operating activities	<b>(46,532)</b>	(48,624)
Net cash flow from operating activities	<b>55,148</b>	57,274
<b>II. Cash flows from investing activities:</b>		
Cash received from disposal of investments	<b>25,325</b>	18,638
Cash received from investment income	<b>596</b>	692
Net cash recovered from disposal of fixed, intangible and other long-term assets	<b>20</b>	6
Subtotal of cash inflow from investing activities	<b>25,941</b>	19,336
Cash paid for acquisition of fixed assets, intangible assets and other long-term assets	<b>(28,318)</b>	(25,311)
Cash paid for acquisition of investments	<b>(19,366)</b>	(29,433)
Subtotal of cash outflow from investing activities	<b>(47,684)</b>	(54,744)
Net cash flow from investing activities	<b>(21,743)</b>	(35,408)

Item	Q1 2026	Q1 2025
<b>III. Cash flows from financing activities:</b>		
Cash received as capital contributions	–	33
Including: Cash received from non-controlling interests' capital contribution to subsidiaries	–	33
Cash received from borrowings	16	9
Subtotal of cash inflow from financing activities	16	42
Cash paid for debt repayment	(994)	(1,160)
Cash paid for distribution of dividends or profits and payment of interest	(661)	(676)
Subtotal of cash outflow from financing activities	(1,655)	(1,836)
Net cash flow from financing activities	(1,639)	(1,794)
<b>IV. Effect of foreign exchange rate changes, net</b>	<b>(208)</b>	<b>47</b>
<b>V. Net increase in cash and cash equivalents</b>	<b>31,558</b>	<b>20,119</b>
Add: Cash and cash equivalents at beginning of the period	78,679	81,284
<b>VI. Cash and cash equivalents at the end of the period</b>	<b>110,237</b>	<b>101,403</b>

Chief Executive Officer: Huang Yongzhang      Chief Financial Officer: Mu Xiuping      Manager of Financial Department: Wang Yufan

**(III) Opening Balance Adjustments of Financial Statements from the First Adoption of New Accounting Standards or Interpretations of Accounting Standards in 2026**

Applicable     Not applicable

By Order of the Board  
**CNOOC Limited**  
**Xu Yugao**  
*Joint Company Secretary*

Hong Kong, 28 April 2026

As at the date of this announcement, the Board comprises:

**Non-executive Directors**

Zhang Chuanjiang (*Chairman*)

Wang Dehua

**Executive Director**

Huang Yongzhang (*Vice Chairman*)

**Independent Non-executive Directors**

Qiu Zhi Zhong

Lin Boqiang

Li Shuk Yin Edwina

**APPENDIX II**

**RISK FACTORS RELATING TO  
THE OPERATING ENVIRONMENT AND STRATEGY OF UBS AG**

*This section supersedes in its entirety Appendix 2 of the Base Listing Document.*

## **Risk factors relating to UBS AG**

Certain risks, including those described below, may affect the ability of UBS AG to execute its strategy or its business activities, financial condition, results of operations and prospects. It is inherently exposed to multiple risks, many of which may become apparent only with the benefit of hindsight. As a result, risks that UBS AG does not consider to be material, or of which it is not currently aware, could also adversely affect UBS AG. Within each category, the risks that UBS AG considers to be most material are presented first.

### **Strategy, management and operational risks**

#### ***Substantial changes in regulation may adversely affect UBS AG's businesses and its ability to execute its strategic plans***

The UBS AG Group is subject to significant regulatory requirements, including capital and liquidity, legal structure requirements, recovery and resolution planning, new and revised market standards and fiduciary duties, as well as new and developing environmental, social and governance (ESG) standards and requirements. In addition, measures adopted or proposed for banking and other regulation differ significantly across the major jurisdictions, making it increasingly difficult to manage a global institution. Regulatory reviews of the events leading to the failures of US banks and the acquisition of Credit Suisse by UBS Group AG in 2023, as well as regulatory measures to complete the implementation of the Basel III standards, may increase capital, liquidity and other requirements applicable to banks, including UBS AG. Swiss regulatory changes with regard to such matters as capital and liquidity have often proceeded more quickly than those in other major jurisdictions, and Switzerland's requirements for major international banks are among the strictest of the major financial centres. Switzerland has implemented the final Basel III requirements effective 1 January 2025, while implementation in other jurisdictions, including the United States, the EU and the UK, remains uncertain.

In June 2025, the Swiss Federal Council published for consultation proposed amendments to the Capital Adequacy Ordinance and in September 2025, it began a second public consultation on legislative amendments to capital requirements related to foreign subsidiaries. In April 2026, the Swiss Federal Council published the revised Capital Adequacy Ordinance reflecting amendments to, among other things, the regulatory capital treatment of select assets, which amendments will become effective in January 2027 or January 2029, as applicable. At the same time as publishing the revised Capital Adequacy Ordinance, the Swiss Federal Council submitted to the Swiss Parliament its final proposal for amendments to the Banking Act governing the capital treatment of foreign participations of systemically relevant banks, which, as currently proposed, would be phased in over a period of seven years. The Swiss Federal Council is expected to publish for consultation, in the first half of 2026, the remainder of the legislative changes implementing the recommendations from the review. The capital measures proposed by the Swiss Federal Council, if adopted as proposed, would require significant additional capital at UBS AG and have the effect of requiring a higher capital ratio at the UBS Group. Increased capital or liquidity requirements would put UBS at a disadvantage when competing with peer financial institutions subject to lower capital or liquidity requirements.

The UBS AG Group's implementation of additional regulatory requirements and changes in supervisory standards, as well as its compliance with existing laws and regulations, has entailed significant implementation and ongoing costs and continues to receive heightened scrutiny from supervisors. If the UBS AG Group does not meet supervisory expectations in relation to these or other matters, or if

---

additional supervisory or regulatory issues arise, it would likely be subject to further regulatory scrutiny, as well as measures that may constrain its strategic flexibility.

*Resolvability and resolution and recovery planning:* The UBS AG Group has moved significant operations into subsidiaries to improve resolvability and meet other regulatory requirements, and this has resulted in substantial implementation costs, increased its capital and funding costs and reduced operational flexibility. For example, the UBS AG Group has transferred all of its US subsidiaries under a US intermediate holding company to meet US regulatory requirements and has transferred substantially all the operations of Personal & Corporate Banking booked in Switzerland to UBS Switzerland AG to improve resolvability.

These changes create operational, capital, liquidity, funding and tax inefficiencies. The operations of the UBS AG Group in subsidiaries are subject to local capital, liquidity, stable funding, capital planning and stress testing requirements. These requirements have resulted in increased capital and liquidity requirements in affected subsidiaries, which limit the operational flexibility of UBS AG and negatively affect its ability to benefit from synergies between business units and to distribute earnings to the Group.

Under the Swiss too-big-to-fail (TBTF) framework, the UBS AG Group is required to put in place a viable emergency plan to preserve the operation of systemically important functions in the event of a failure. Moreover, under this framework and similar regulations in the US, the UK, the EU and other jurisdictions in which it operates, UBS AG is required to prepare credible recovery and resolution plans detailing the measures that would be taken to recover in a significant adverse event or in the event of winding down the Group, UBS AG or the operations in a host country through resolution or insolvency proceedings. If a recovery or resolution plan that UBS AG produces is determined by the relevant authority to be inadequate or not credible, relevant regulation may permit the authority to place limitations on the scope or size of its business in that jurisdiction, or oblige it to hold higher amounts of capital or liquidity or to change its legal structure or business in order to remove the relevant impediments to resolution.

The authorities in Switzerland and internationally have published lessons learned from the Credit Suisse and the US regional bank failures, which are expected to result in additional requirements regarding recovery and resolution planning as well as early intervention tools for authorities. In September 2025, FINMA published its 2025 resolution report on UBS related to the 2024 fiscal year and FINMA concluded that UBS remains resolvable under UBS's existing preferred resolution strategy. However, given the lessons learned from the Credit Suisse crisis, FINMA also determined that the Swiss emergency plan of UBS – although largely compliant with the current legal requirements – requires further development, in particular better integration into UBS's global resolution plan, to meet the objective of maintaining systemically important functions while also safeguarding financial stability at the international level. Due to the ongoing integration of Credit Suisse into UBS, FINMA has refrained from assessing UBS's recovery plan, which outlines measures that aim to restore financial strength if UBS should come under severe capital or liquidity stress. UBS AG expects to make adjustments to its resolution plans to reflect additional guidance from FINMA and may be required to make further adjustments to reflect any changes to law that are enacted.

Increases in capital and changes in liquidity requirements may, in the aggregate require the UBS AG Group to maintain significantly higher levels of capital, which may have an effect on its ability to achieve its strategic plans, to meet ambitions for return on capital, and to achieve its ambitions for capital returns to shareholders. Significantly higher capital or liquidity requirements applied to the UBS Group or UBS AG relative to competitors in Switzerland or abroad may affect the UBS AG Group's

---

ability to compete with firms subject to less stringent capital requirements and increase UBS AG Group's costs to serve customers.

*Market regulation and fiduciary standards:* the UBS AG Group's businesses operate in an environment of increasing regulatory scrutiny and changing standards with respect to fiduciary and other standards of care and the focus on mitigating or eliminating conflicts of interest between a manager or advisor and the client, which require effective implementation across the global systems and processes of investment managers and other industry participants. Future changes in the regulation of the UBS AG Group's duties to customers, including any potential changes to banking examination and oversight practices and standards as a result of interpretations of law, may require it to make further changes to its businesses, which would result in additional expense and may adversely affect its business. The UBS AG Group may also become subject to other similar regulations substantively limiting the types of activities in which it may engage or the way it conducts its operations.

In many instances, the UBS AG Group provides services on a cross-border basis, and it is therefore sensitive to barriers restricting market access for third-country firms. In particular, efforts in the EU to harmonize the regime for third-country firms to access the European market may have the effect of creating new barriers that adversely affect the UBS AG Group's ability to conduct business in these jurisdictions from Switzerland. In addition, a number of jurisdictions are increasingly regulating cross-border activities based on determinations of equivalence of home country regulation, substituted compliance or similar principles of comity. A negative determination with respect to Swiss equivalence could limit the UBS AG Group's access to the market in those jurisdictions and may negatively influence its ability to act as a global firm.

***UBS's acquisition of Credit Suisse Group AG exposes UBS AG to heightened litigation risk and regulatory scrutiny and entails significant additional costs, liabilities and business integration risks***

UBS Group AG acquired Credit Suisse Group AG under exceptional circumstances and the continued outflows and deteriorating overall financial position of the Credit Suisse Group, in order to avert a failure of the Credit Suisse Group and thus damage to the Swiss financial centre and to global financial stability. The acquisition was effected through a merger of Credit Suisse Group AG with and into UBS Group AG, with UBS Group AG succeeding to all assets and all liabilities of Credit Suisse Group AG, becoming the direct or indirect shareholder of the former Credit Suisse Group AG's direct and indirect subsidiaries. Therefore, on a consolidated basis, all assets, risks and liabilities of the Credit Suisse Group became a part of the UBS Group. This includes all ongoing and future litigation, regulatory and similar matters arising out of the business of the Credit Suisse Group, thereby materially increasing UBS's exposure to litigation and regulatory risks. The UBS Group, including UBS AG, has, and expects to continue to, incur substantial costs to manage and resolve litigation, regulatory and other issues arising from the Credit Suisse Group. In addition to the litigation and regulatory risks inherited from the Credit Suisse Group, various legal challenges to the acquisition transaction have been brought by former securityholders of Credit Suisse Group AG. Former Credit Suisse Group AG shareholders have brought claims challenging the amount of merger consideration received and seeking a valuation under the Swiss Merger Act. Former holders of Credit Suisse Group AG additional tier 1 capital instruments have brought claims seeking a determination that FINMA's order directing Credit Suisse Group AG to write down such instruments was unauthorized and unlawful. In a partial ruling, the Swiss Federal Administrative Court has ruled that FINMA's order was unlawful without addressing any potential remedy. This ruling has been appealed by FINMA and by UBS to the Swiss Federal Supreme Court. Although UBS believes these claims are without merit, a final adverse decision in any of these matters could be material to UBS AG.

---

The UBS AG Group has also incurred and expects to continue to incur costs to manage other issues arising from the Credit Suisse Group. This includes substantial resources in connection with UBS's voluntary review of historical records relating to the Credit Suisse Group's World War II-era conduct.

The UBS AG Group has incurred and will continue to incur, substantial integration and restructuring costs as it combines the operations of UBS and Credit Suisse. In addition, UBS AG may not realize all of the expected cost reductions and other benefits of the transaction. UBS AG may not be able to successfully execute its strategic plans or to achieve the expected benefits of the acquisition of the Credit Suisse Group. The success of the transaction, including anticipated benefits and cost savings, will depend, in part, on UBS AG's ability to successfully complete the integration of the operations of both firms rapidly and effectively, while maintaining stability of operations and high levels of service to customers of the combined franchise.

The UBS AG Group's ability to complete the integration of Credit Suisse will depend on a number of factors, some of which are outside of its control, including its ability to:

- combine the operations of the two firms in a manner that preserves client service, simplifies infrastructure and results in operating cost savings, including successful completion of the transfer of clients from legacy Credit Suisse platforms to UBS platforms in Switzerland, its largest booking centre;
- maintain deposits and client invested assets in its Global Wealth Management division and in Switzerland, and to attract additional deposits and invested assets to the combined firm;
- achieve cost reductions at the levels and in the timeframe it plans;
- enhance, integrate and, where necessary, remediate risk management and financial control and other systems and frameworks;
- complete the simplification of the legal structure of the combined firm in an expedited manner, including obtaining regulatory approvals and licenses required to implement these changes;
- complete the wind-down of the assets and liabilities in its Non-core and Legacy division and release capital and resources for other purposes;
- decommission the information technology and other legacy Credit Suisse operational infrastructure to simplify its infrastructure, reduce operational complexity and lower its operating expenses; and
- resolve outstanding litigation, regulatory and similar matters, including matters relating to Credit Suisse, on terms that are not significantly adverse to the UBS AG Group, as well as to successfully remediate outstanding regulatory and supervisory matters and meet other regulatory commitments.

The level of success in the absorption of Credit Suisse, in the integration of the two groups and their businesses, the execution of cost reductions and divestment of non-core assets, as well as resulting impairments and write-downs, may impact the operational results, share price and the credit rating of UBS entities. The combined Group will be required to devote significant management attention and resources to integrating its business practices and support functions. The diversion of management's attention and any delays or difficulties encountered in connection with the transaction and the coordination of the two companies' operations could have an adverse effect on the business, financial results, financial condition or the share price of the combined Group following the transaction.

***UBS AG's reputation is critical to its success***

UBS AG's reputation is critical to the success of its strategic plans, business and prospects. Reputational damage is difficult to reverse, and improvements tend to be slow and difficult to measure. In the past,

---

UBS AG's reputation has been adversely affected by its losses during the 2008 financial crisis, investigations into its cross-border private banking services, criminal resolutions of London Interbank Offered Rates (LIBOR)-related and foreign exchange matters, as well as other matters. UBS AG believes that reputational damage as a result of these events was an important factor in its loss of clients and client assets across its asset-gathering businesses. The Credit Suisse Group was more recently subject to significant litigation and regulatory matters and to financial losses that adversely affected its reputation and the confidence of clients, which played a significant role in the events leading to the acquisition of the Credit Suisse Group in March 2023. These events, or new events that cause reputational damage, could have a material adverse effect on UBS AG's results of operation and financial condition, as well as its ability to achieve its strategic goals and financial targets.

### ***Operational risks affect UBS AG's business***

UBS AG's businesses depend on its ability to process a large number of transactions, many of which are complex, across multiple and diverse markets in different currencies, to comply with requirements of many different legal and regulatory regimes to which it is subject and to prevent, or promptly detect and stop, unauthorised, fictitious or fraudulent transactions. The UBS AG Group also relies on access to, and on the functioning of, systems maintained by third parties, including clearing systems, exchanges, information processors and central counterparties. Any failure of its or third-party systems could have an adverse effect on the UBS AG Group. These risks may be greater as the UBS AG Group deploys newer technologies, such as blockchain, or processes, platforms or products that rely on these technologies. UBS AG Group's operational risk management and control systems and processes are designed to help ensure that the risks associated with its activities – including those arising from process error, failed execution, misconduct, unauthorised trading, fraud, system failures, financial crime, cyberattacks, breaches of information security, inadequate or ineffective access controls and failure of security and physical protection – are appropriately controlled. If its internal controls fail or prove ineffective in identifying and remedying these risks, the UBS AG Group could suffer operational failures that might result in material losses. The acquisition of the Credit Suisse Group may elevate these risks, particularly during the first phases of integration, as the firms have historically operated under different procedures, IT systems, risk policies and structures of governance.

The UBS AG Group uses automation as part of its efforts to improve efficiency, reduce the risk of error and improve its client experience. The UBS AG Group intends to expand the use of robotic processing, machine learning and artificial intelligence ("AI") to further these goals. Use of these tools presents their own risks, including the need for effective design and testing; the quality of the data used for development and operation of machine learning and AI tools may adversely affect their functioning and result in errors and other operational risks.

Financial services firms have increasingly been subject to breaches of security and to cyber- and other forms of attack, some of which are sophisticated and targeted attacks intended to gain access to confidential information or systems, disrupt service or steal or destroy data, which may result in business disruption or the corruption or loss of data at the UBS AG Group's locations or those of third parties. Cyberattacks by hackers, terrorists, criminal organisations, nation states and extremists have also increased in frequency and sophistication. Current geopolitical tensions have also led to increased risk of cyberattack from foreign state actors. In particular, the Russia-Ukraine war and the imposition of significant sanctions on Russia by Switzerland, the US, the EU, the UK and others has resulted and may continue to result in an increase in the risk of cyberattacks. Such attacks may occur on the UBS AG Group's own systems or on the systems that are operated by external service providers, may be attempted through the introduction of ransomware, viruses or malware, phishing and other forms of

---

social engineering, distributed denial of service attacks and other means. These attempts may occur directly or using equipment or security passwords of the UBS AG Group's employees, third-party service providers or other users. Cybersecurity risks also have increased due to the widespread use of digital technologies, cloud computing and mobile devices to conduct financial business and transactions, as well as due to generative AI, which increases the capabilities of adversaries to mount sophisticated phishing attacks, for example, through the use of deepfake technologies, and presents new challenges to the protection of the UBS AG Group's systems and networks and the confidentiality and integrity of its data. In addition to external attacks, the UBS AG Group has experienced loss of client data from failure by employees and others to follow internal policies and procedures and from misappropriation of its data by employees and others.

The UBS AG Group may not be able to anticipate, detect or recognise threats to its systems or data and its preventative measures may not be effective to prevent an attack or a security breach. In the event of a security breach, notwithstanding its preventative measures, the UBS AG Group may not immediately detect a particular breach or attack. The acquisition of the Credit Suisse Group may elevate and intensify these risks, as would-be attackers have a larger potential target in the combined bank and differences in systems, policies, and platforms could make threat detection more difficult. In addition, the implementation of the large-scale technological change programme that is necessary to integrate the combined bank's systems at pace may also result in increased risks. Once a particular attack is detected, time may be required to investigate and assess the nature and extent of the attack, and to restore and test systems and data. If a successful attack occurs at a service provider, as the UBS AG Group has recently experienced, the UBS AG Group may be dependent on the service provider's ability to detect the attack, investigate and assess the attack and successfully restore the relevant systems and data. A successful breach or circumvention of security of the UBS AG Group's or a service provider's systems or data could have significant negative consequences for the UBS AG Group, including disruption of its operations, misappropriation of confidential information concerning it or its clients, damage to its systems, financial losses for the UBS AG Group's or its clients, violations of data privacy and similar laws, litigation exposure, and damage to its reputation. The UBS AG Group may be subject to enforcement actions as regulatory focus on cybersecurity increases and regulators have announced new rules, guidance and initiatives on ransomware and other cybersecurity-related issues.

The UBS AG Group is subject to complex and frequently changing laws and regulations governing the protection of client and personal data, such as the EU General Data Protection Regulation. Ensuring that the UBS AG Group complies with applicable laws and regulations when it collects, uses and transfers personal information requires substantial resources and may affect the ways in which the UBS AG Group conducts its business. In the event that the UBS AG Group fails to comply with applicable laws, it may be exposed to regulatory fines and penalties and other sanctions. The UBS AG Group may also incur such penalties if its vendors or other service providers or clients or counterparties fail to comply with these laws or to maintain appropriate controls over protected data. In addition, any loss or exposure of client or other data may adversely damage the UBS AG Group's reputation and adversely affect its business.

A major focus of US and other countries' governmental policies relating to financial institutions in recent years has been on fighting money laundering and terrorist financing. The UBS AG Group is required to maintain effective policies, procedures and controls to detect, prevent and report money laundering and terrorist financing, and to verify the identity of its clients under the laws of many of the countries in which it operates. The UBS AG Group is also subject to laws and regulations related to corrupt and illegal payments to government officials by others, such as the US Foreign Corrupt Practices Act and the UK Bribery Act. The UBS AG Group has implemented policies, procedures and internal

---

controls that are designed to comply with such laws and regulations. Failure by the UBS AG Group to maintain and implement adequate programmes to combat money laundering, terrorist financing or corruption, or any failure of its programmes in these areas, could have serious consequences both from legal enforcement action and from damage to its reputation. Frequent changes in sanctions imposed and increasingly complex sanctions imposed on countries, entities and individuals, as exemplified by the breadth and scope of the sanctions imposed in relation to the war in Ukraine, increase UBS AG Group's cost of monitoring and complying with sanctions requirements and increase the risk that UBS AG will not identify in a timely manner client activity that is subject to a sanction.

As a result of new and changed regulatory requirements and the changes the UBS AG Group has made in its legal structure, the volume, frequency and complexity of its regulatory and other reporting has remained elevated. Regulators have also significantly increased expectations regarding the UBS AG Group's internal reporting and data aggregation, as well as management reporting. The UBS AG Group has incurred, and continues to incur, significant costs to implement infrastructure to meet these requirements. Failure by the UBS AG Group to meet external reporting requirements accurately and in a timely manner or failure to meet regulatory expectations of internal reporting, data aggregation and management reporting could result in enforcement action or other adverse consequences for UBS AG.

In addition, despite the contingency plans that the UBS AG Group has in place, its ability to conduct business may be adversely affected by a disruption in the infrastructure that supports its businesses and the communities in which it operates. This may include a disruption due to natural disasters, pandemics, civil unrest, war or terrorism and involve electrical, communications, transportation or other services that the UBS AG Group uses or that are used by third parties with whom it conducts business.

***UBS AG depends on its risk management and control processes to avoid or limit potential losses in its businesses***

Controlled risk-taking is a major part of the business of a financial services firm. Some losses from risk-taking activities are inevitable, but, to be successful over time, the UBS AG Group must balance the risks it takes against the returns generated. Therefore, it must diligently identify, assess, manage and control its risks, not only in normal market conditions but also as they might develop under more extreme, stressed conditions, when concentrations of exposures can lead to severe losses.

The UBS AG Group has not always been able to prevent serious losses arising from risk management failures and extreme or sudden market events. UBS AG recorded substantial losses on fixed-income trading positions in the 2008 financial crisis, in the unauthorised trading incident in 2011 and, more recently, positions resulting from the default of a US prime brokerage client. Credit Suisse has suffered very significant losses from the default of the US prime brokerage client and losses in supply chain finance funds managed by it, as well as other matters.

The UBS AG Group regularly revises and strengthens its risk management and control frameworks to seek to address identified shortcomings. Nonetheless, it could suffer further losses in the future if, for example:

- it does not fully identify the risks in its portfolio, in particular risk concentrations and correlated risks;
  - its assessment of the risks identified, or its response to negative trends, proves to be untimely, inadequate, insufficient or incorrect;
  - its risk models prove insufficient to predict the scale of financial risks the bank faces;
-

- markets move in ways that it does not expect – in terms of their speed, direction, severity or correlation – and its ability to manage risks in the resulting environment is, therefore, affected;
- third parties to whom it has credit exposure or whose securities it holds are severely affected by events and it suffers defaults and impairments beyond the level implied by its risk assessment; or
- collateral or other security provided by its counterparties and clients proves inadequate to cover their obligations at the time of default.

The UBS AG Group also holds legacy risk positions, primarily in Non-core and Legacy, that, in many cases, are illiquid and may deteriorate in value. The acquisition of the Credit Suisse Group and the integration of UBS AG with Credit Suisse AG have increased, materially, the portfolio of business that is outside of the UBS AG Group's risk appetite and subject to exit in the Non-core and Legacy segment.

The UBS AG Group also manages risk on behalf of its clients. The performance of assets it holds for its clients may be adversely affected by the aforementioned factors. If clients suffer losses or the performance of their assets held with the UBS AG Group is not in line with relevant benchmarks against which clients assess investment performance, the UBS AG Group may suffer reduced fee income and a decline in assets under management, or withdrawal of mandates.

Investment positions, such as equity investments made as part of strategic initiatives and seed investments made at the inception of funds that the UBS AG Group manages, may also be affected by market risk factors. These investments are often not liquid and generally are intended or required to be held beyond a normal trading horizon. Deteriorations in the fair value of these positions would have a negative effect on the UBS AG Group's earnings.

***UBS AG may be unable to identify or capture revenue or competitive opportunities, or retain and attract qualified employees***

The financial services industry is characterised by intense competition, continuous innovation, restrictive, detailed and sometimes fragmented regulation and ongoing consolidation. The UBS AG Group faces competition at the level of local markets and individual business lines and from global financial institutions that are comparable to it in their size and breadth, as well as competition from new technology-based market entrants, which may not be subject to the same level of regulation. Barriers to entry in individual markets and pricing levels are being eroded by new technology. The UBS AG Group expects these trends to continue and competition to increase. Its competitive strength and market position could be eroded if the UBS AG Group is unable to identify market trends and developments, does not respond to such trends and developments by devising and implementing adequate business strategies, does not adequately develop or update its technology, including its digital channels and tools and deployment of artificial intelligence, or is unable to attract or retain the qualified people needed.

The amount and structure of the UBS AG Group's employee compensation is affected not only by its business results but also by competitive factors and regulatory considerations.

In response to the demands of various stakeholders, including regulatory authorities and shareholders, and in order to better align the interests of its staff with other stakeholders, the UBS AG Group's compensation framework includes deferral periods for stock awards, forfeiture provisions and clawback provisions for certain awards linked to business performance. UBS AG also has individual caps on the proportion of fixed to variable pay for the members of the Executive Board (EB), as well as certain other employees. UBS is also required to maintain and enforce provisions requiring UBS to recover from EB members a portion of performance-based incentive compensation in the event that the UBS

Group and UBS AG, or another entity with securities listed on a US national securities exchange, is required to restate its financial statements as a result of a material error.

Constraints on the amount or structure of employee compensation, high levels of deferral, performance conditions and other circumstances triggering the forfeiture of unvested awards may adversely affect the ability of the UBS AG Group to retain and attract key employees, particularly where it competes with companies that are not subject to these constraints. The loss of key staff and the inability to attract qualified replacements could seriously compromise the ability of the UBS AG Group to execute its strategy and to successfully improve its operating and control environment, and could affect its business performance. Swiss law requires that shareholders approve the compensation of the Board of Directors of UBS Group AG (the “**Group BoD**”) and the Group Executive Board (“**GEB**”) each year. If UBS Group AG’s shareholders fail to approve the compensation for the GEB or the Group BoD, this could have an adverse effect on UBS AG’s ability to retain experienced directors and its senior management.

***UBS AG’s operating results, financial condition and ability to pay its obligations in the future may be affected by funding, dividends and other distributions received directly or indirectly from subsidiaries, which may be subject to restrictions***

UBS AG’s ability to pay its obligations in the future will depend on the level of funding, dividends and other distributions, if any, received from UBS Switzerland AG and other subsidiaries. The ability of such subsidiaries to make loans or distributions, directly or indirectly, to UBS AG may be restricted as a result of several factors, including restrictions in financing agreements and the requirements of applicable law and regulatory, fiscal or other restrictions. In particular, UBS AG’s direct and indirect subsidiaries, including UBS Switzerland AG, UBS Americas Holding LLC, UBS Europe SE and Credit Suisse International, are subject to laws and regulations that require the entities to maintain minimum levels of capital and liquidity, that restrict dividend payments, that authorise regulatory bodies to block or reduce the flow of funds from those subsidiaries to UBS AG or that could affect their ability to repay any loans made to, or other investments in, such subsidiary by UBS AG or another member of the Group. Restrictions and regulatory actions could impede access to funds that UBS AG may need to meet its obligations. In addition, UBS AG’s right to participate in a distribution of assets upon a subsidiary’s liquidation or reorganisation is subject to all prior claims of the subsidiary’s creditors.

Furthermore, UBS AG may guarantee some of the payment obligations of certain of the Group’s subsidiaries from time to time. These guarantees may require UBS AG to provide substantial funds or assets to subsidiaries or their creditors or counterparties at a time when UBS AG is in need of liquidity to fund its own obligations.

### **Market, credit and macroeconomic risks**

***Performance in the financial services industry is affected by market conditions and the macroeconomic climate***

The UBS AG Group’s businesses are materially affected by market and macroeconomic conditions. A market downturn and weak macroeconomic conditions can be precipitated by a number of factors, including geopolitical events, such as international armed conflicts, war, or acts of terrorism, the imposition of sanctions, global trade or global supply chain disruptions, including energy shortages and food insecurity, changes in monetary or fiscal policy, changes in trade policies or international trade disputes, significant inflationary or deflationary price changes, disruptions in one or more concentrated economic sectors, natural disasters, pandemics or local and regional civil unrest. Such developments can have unpredictable and destabilising effects.

---

Adverse changes in interest rates, credit spreads, securities prices, market volatility and liquidity, foreign exchange rates, commodity prices, and other market fluctuations, as well as changes in investor sentiment, can affect the UBS AG Group's earnings and ultimately its financial and capital positions. As financial markets are global and highly interconnected, local and regional events can have widespread effects well beyond the countries in which they occur. Any of these developments may adversely affect the UBS AG Group's business or financial results.

In periods of significant market volatility, the UBS AG Group's businesses may experience a decrease in client activity levels and market volumes, which would adversely affect its ability to generate transaction fees and commissions, particularly in Global Wealth Management and the Investment Bank. A market downturn would likely reduce the volume and valuation of assets that the UBS AG Group manages on behalf of clients, which would reduce recurring fee income that is charged based on invested assets, primarily in Global Wealth Management and Asset Management. Such a downturn could also cause a decline in the value of assets that the UBS AG Group owns and accounts for as investments or trading positions. In addition, reduced market liquidity or volatility may limit trading opportunities and therefore may reduce transaction-based income and may also impede the UBS AG Group's ability to manage risks.

Health emergencies, including pandemics and measures taken by governmental authorities to manage them, may have effects such as labour market displacements, supply chain disruptions, and inflationary pressures, and adversely affect global and regional economic conditions, resulting in contraction in the global economy, substantial volatility in the financial markets, crises in markets for goods and services, disruptions in real estate markets, increased unemployment, increased credit and counterparty risk, and operational challenges, as was seen with the COVID-19 pandemic. Such economic or market disruptions, including inflationary pressures, may lead to reduced levels of client activity and demand for the UBS AG Group's products and services, increased utilisation of lending commitments, significantly increased client defaults, continued and increasing credit and valuation losses in its loan portfolios, loan commitments and other assets, and impairments of other financial assets.

*Geopolitical events:* US – China tensions, conflict in the Middle East, the continuing Russia–Ukraine war, as well as other geopolitical events may have significant impacts on global markets, exacerbate global inflationary pressures and slow global growth. In addition, the ongoing conflicts and other events may continue to cause significant population displacement, and lead to shortages of vital commodities, including energy shortages or significantly higher energy prices and food insecurity outside the areas immediately involved in armed conflict. Governmental responses to armed conflicts, including, with respect to the Russia–Ukraine war, coordinated successive sets of sanctions on Russia and Belarus, and Russian and Belarusian entities and nationals, and the uncertainty as to whether the ongoing conflicts will widen and intensify, may continue to have significant adverse effects on the market and macroeconomic conditions, including in ways that cannot be anticipated. If individual countries impose restrictions on cross-border payments or trade, or other exchange or capital controls, or change their currency, the UBS AG Group could suffer adverse effects on its business, losses from enforced default by counterparties, be unable to access its own assets or be unable to effectively manage its risks.

The UBS AG Group could be materially affected if a crisis develops, regionally or globally, as a result of disruptions in markets due to macroeconomic or political developments, trade restrictions, or the failure of a major market participant. Over time, the UBS AG Group's strategic plans have become more heavily dependent on its ability to generate growth and revenue in emerging markets, including China, causing it to be more exposed to the risks associated with such markets.

---

Global Wealth Management derives revenues from all the principal regions but has a greater concentration in Asia than many peers and a substantial presence in the US, unlike many European peers. The Investment Bank's business is more heavily weighted to Europe and Asia than the UBS AG Group's peers, while its derivatives business is more heavily weighted to structured products for wealth management clients, in particular with European and Asian underlyings. The UBS AG Group's performance may therefore be more affected by political, economic and market developments in these regions and businesses than some other financial service providers.

The extent to which ongoing conflicts, current inflationary pressures and related adverse economic conditions affect the UBS AG Group's businesses, results of operations and financial condition, as well as its regulatory capital and liquidity ratios, will depend on future developments, including the effects of the current conditions on its clients, counterparties, employees and third-party service providers.

***UBS AG's credit risk exposure to clients, trading counterparties and other financial institutions would increase under adverse or other economic conditions***

Credit risk is an integral part of many of the UBS AG Group's activities, including lending, underwriting and derivatives activities. Adverse economic or market conditions, or the imposition of sanctions or other restrictions on clients, counterparties or financial institutions, may lead to impairments and defaults on these credit exposures. Losses may be exacerbated by declines in the value of collateral securing loans and other exposures. In the UBS AG Group's prime brokerage, securities finance and Lombard lending businesses, it extends substantial amounts of credit against securities collateral the value or liquidity of which may decline rapidly. Market closures and the imposition of exchange controls, sanctions or other measures may limit the ability of the UBS AG Group to settle existing transactions or to realise on collateral, which may result in unexpected increases in exposures. The UBS AG Group's Swiss mortgage and corporate lending portfolios are a large part of its overall lending. The UBS AG Group is therefore exposed to the risk of adverse economic developments in Switzerland, including property valuations in the housing market, the strength of the Swiss franc and its effect on Swiss exports, low or negative interest rates applied by the Swiss National Bank, economic conditions within the Eurozone or the EU, and the evolution of agreements between Switzerland and the EU or European Economic Area, which represent Switzerland's largest export market. Although the UBS AG Group believes this portfolio is prudently managed, it could nevertheless be exposed to losses if a substantial deterioration in the Swiss real estate market were to occur.

As the UBS AG Group experienced in 2020, under the IFRS 9 expected credit loss ("ECL") regime, credit loss expenses may increase rapidly at the onset of an economic downturn as a result of higher levels of credit impairments (stage 3), as well as higher ECL from stages 1 and 2. Substantial increases in ECL could exceed expected loss for regulatory capital purposes and adversely affect the UBS AG Group's common equity tier 1 ("CET1") capital and regulatory capital ratios.

***Interest rate trends and changes could negatively affect UBS AG's financial results***

UBS's businesses are sensitive to changes in interest rate trends. A prolonged period of low or negative interest rates, particularly in Switzerland and the Eurozone, adversely affected the net interest income generated by UBS's Personal & Corporate Banking and Global Wealth Management businesses prior to 2022. The return to a zero policy rate by the Swiss National Bank in 2025 has and, UBS AG expects, will continue to adversely affect its net interest income. Actions that UBS took in the 2022 period to mitigate adverse effects on income, such as the introduction of selective deposit fees or minimum lending rates, contributed to outflows of customer deposits, net new money outflows and a declining market share in its Swiss lending business.

---

Higher interest rates generally benefit the UBS AG Group's net interest income. When interest rates increase substantially, returns on alternatives to deposits, such as returns on money market funds, may increase relative to deposit rates, leading to outflows of customer deposits and shifts of deposits from lower-interest account types to higher interest products, such as savings and certificates of deposit. Customer deposit outflows could require the UBS AG Group to obtain alternative funding, which would likely be more costly than customer deposits.

***Currency fluctuation may have an adverse effect on UBS AG's profits, balance sheet and regulatory capital***

The UBS AG Group is subject to currency fluctuation risks as a substantial portion of its assets and liabilities are denominated in currencies other than the UBS AG Group's presentation currency, the US dollar. In order to hedge its CET1 capital ratio, the UBS AG Group's CET1 capital must have foreign currency exposure, which leads to currency sensitivity. As a consequence, it is not possible to simultaneously fully hedge both CET1 capital and the CET1 capital ratio. Accordingly, changes in foreign exchange rates may adversely affect the UBS AG Group's profits, balance sheet, and capital, leverage and liquidity coverage ratios. During 2025, the US dollar materially depreciated against other major currencies, including the Swiss franc and the euro. This depreciation resulted in an increase of the US dollar value of assets denominated in other currencies reflected on the UBS AG Group's balance sheet, increasing its leverage ratio denominator.

**Regulatory and legal risks**

***Material legal and regulatory risks arise in the conduct of UBS AG's business***

As a global financial services firm operating in more than 50 countries, the UBS AG Group is subject to many different legal, tax and regulatory regimes, including extensive regulatory oversight, and are exposed to significant liability risk. The UBS AG Group is subject to a large number of claims, disputes, legal proceedings and government investigations, and it expects that its ongoing business activities will continue to give rise to such matters in the future. In addition, UBS inherited claims against Credit Suisse entities as part of the acquisition, including matters that may be material to the operating results of the combined group. The extent of its financial exposure to these and other matters is material and could substantially exceed the level of provisions that UBS AG has established. UBS AG is not able to predict the financial and non-financial consequences these matters may have when resolved.

The UBS AG Group may be subject to adverse preliminary determinations or court decisions that may negatively affect public perception and its reputation, result in prudential actions from regulators, and cause UBS AG to record additional provisions for such matters even when it believes it has substantial defences and expects to ultimately achieve a more favourable outcome. This risk is illustrated by the award of aggregate penalties and damages of EUR 4.5 billion against UBS by the court of first instance in France. This award was reduced to an aggregate of EUR 1.8 billion by the Court of Appeal, and, in a further appeal, the French Supreme Court referred the case back to the Paris Court of Appeal to reconsider the amount after a new trial. Ultimately, the case was resolved in September 2025 and UBS AG agreed to pay a fine of EUR 730 million and EUR 105 million in civil damages to the French State.

Litigation, regulatory and similar matters may also result in non-monetary penalties and consequences. Among other things, a guilty plea to, or conviction of, a crime could have material consequences for the UBS AG Group.

Resolution of regulatory proceedings has required the UBS AG Group to obtain waivers of regulatory disqualifications to maintain certain operations, may entitle regulatory authorities to limit, suspend or

---

terminate licenses and regulatory authorisations, and may permit financial market utilities to limit, suspend or terminate the UBS AG Group's participation in them. The UBS AG Group and Credit Suisse have each required waivers or exemptions in order to continue to act as investment manager to pension plans and registered investment companies in the US, among other things; failure to obtain such waivers, or any limitation, suspension or termination of licenses, authorisations or participations arising from a disqualifying event, could have material adverse consequences for the UBS AG Group.

The UBS AG Group's settlements with governmental authorities in connection with foreign exchange, LIBOR and other benchmark interest rates starkly illustrate the significantly increased level of financial and reputational risk now associated with regulatory matters in major jurisdictions. In connection with investigations related to LIBOR and other benchmark rates, and to foreign exchange and precious metals, very large fines and disgorgement amounts were assessed against the UBS AG Group, and it was required to enter guilty pleas despite its full cooperation with the authorities in the investigations and despite its receipt of conditional leniency or conditional immunity from anti-trust authorities in a number of jurisdictions, including the US and Switzerland.

For a number of years, the UBS AG Group has been, and continues to be, subject to a very high level of regulatory scrutiny. The UBS AG Group believes it has remediated the deficiencies that led to significant losses in the past and has made substantial changes in its controls and conduct risk frameworks to address the issues highlighted by past regulatory resolutions. The UBS AG Group has also undertaken extensive efforts to implement new regulatory requirements and meet heightened supervisory expectations. Prior to its acquisition by UBS, Credit Suisse was also subject to a high level of regulatory scrutiny and had significant regulatory and other remediation programmes to address identified issues, including as a result of the Archegos, Mozambique, supply chain finance and cross-border tax matters. As part of the integration of Credit Suisse, UBS will likely remain under additional regulatory scrutiny until the integration is substantially completed.

The UBS AG Group continues to be in active dialogue with regulators concerning the actions it is taking to improve its operational risk management, risk control, anti-money laundering, data management and other frameworks, and otherwise seeks to meet supervisory expectations, but there can be no assurance that its efforts will have the desired effects. As a result of this history, UBS AG's level of risk with respect to regulatory enforcement may be greater than that of some of its peers.

***If UBS AG experiences severe financial difficulties, FINMA has the power to open restructuring or liquidation proceedings or impose protective measures in relation to UBS Group AG, UBS AG or UBS Switzerland AG, and such proceedings or measures may have a material adverse effect on UBS AG's creditors***

Under the Swiss Banking Act, FINMA is able to exercise broad statutory powers with respect to Swiss banks and Swiss parent companies of financial groups, such as UBS Group AG, UBS AG and UBS Switzerland AG, if there is justified concern that an entity is over-indebted, has serious liquidity problems or, after the expiration of any relevant deadline, no longer fulfils capital adequacy requirements. Such powers include ordering protective measures, instituting restructuring proceedings (and exercising any Swiss resolution powers in connection therewith), and instituting liquidation proceedings, all of which may have a material adverse effect on shareholders and creditors or may prevent UBS AG or UBS Switzerland AG from paying dividends or making payments on debt obligations.

UBS would have limited ability to challenge any such protective measures, and creditors and shareholders would also have limited ability under Swiss law or in Swiss courts to reject them, seek

---

their suspension, or challenge their imposition, including measures that require or result in the deferment of payments.

If restructuring proceedings are opened with respect to UBS Group AG, UBS AG or UBS Switzerland AG the resolution powers that FINMA may exercise include the power to: (i) transfer all or some of the assets, debt and other liabilities, and contracts of the entity subject to proceedings to another entity; (ii) stay for a maximum of two business days (a) the termination of, or the exercise of rights to terminate, netting rights, (b) rights to enforce or dispose of certain types of collateral or (c) rights to transfer claims, liabilities or certain collateral, under contracts to which the entity subject to proceedings is a party; and (iii) partially or fully write down the equity capital and regulatory capital instruments, including the relevant entity's senior debt and additional tier 1 capital instruments, and, if such regulatory capital is fully written down, write down or convert into equity the other debt instruments of the entity subject to proceedings. Creditors would have no right to reject, or to seek the suspension of, any restructuring plan pursuant to which such resolution powers are exercised. They would have only limited rights to challenge any decision to exercise resolution powers or to have that decision reviewed by a judicial or administrative process or otherwise.

Upon full or partial write-down of the equity and regulatory capital instruments of the entity subject to restructuring proceedings, the relevant creditors would receive no payment in respect of the equity and debt that is written down, the write-down would be permanent, and the investors would likely not, at such time or at any time thereafter, receive any shares or other participation rights, or be entitled to any write-up or any other compensation in the event of a potential subsequent recovery of the debtor. If FINMA orders the conversion of debt of the entity subject to restructuring proceedings into equity, the securities received by the investors may be worth significantly less than the original debt and may have a significantly different risk profile. In addition, creditors receiving equity would be effectively subordinated to all creditors of the restructured entity in the event of a subsequent winding up, liquidation or dissolution of the restructured entity, which would increase the risk that investors would lose all or some of their investment.

FINMA has significant discretion in the exercise of its powers in connection with restructuring proceedings. Furthermore, certain categories of debt obligations, such as certain types of deposits, are subject to preferential treatment. As a result, holders of obligations of an entity subject to a Swiss restructuring proceeding may have their obligations written down or converted into equity even though obligations ranking on par with such obligations are not written down or converted.

***Developments in sustainability, climate, environmental and social standards and regulations may affect UBS AG's business and impact UBS AG's ability to fully realize its goals***

The UBS AG Group is subject to separate, and sometimes conflicting, ESG regulations and regulator expectations in the various jurisdictions in which it operates. For example, in certain jurisdictions, the UBS AG Group is required to set diversity targets or other ESG-related goals that are considered illegal or contrary to regulatory expectations in other jurisdictions. In addition, with respect to decarbonisation mandates, there is substantial uncertainty as to the scope of actions that may be required of the UBS AG Group, governments and others to achieve the goals the UBS AG Group has set, and many of its goals and objectives are only achievable with a combination of government and private action. National and international standards and expectations, industry and scientific practices, regulatory taxonomies, and disclosure obligations addressing these matters continue to rapidly evolve. In addition, there are significant limitations in the data available to measure the UBS AG Group's climate and other goals. Although the UBS AG Group has defined and disclosed its goals based on the standards existing at the time of disclosure, there can be no assurance (i) that the various ESG regulatory and disclosure regimes

---

under which it operates will not come into further conflict with one another, (ii) that the current standards will not be interpreted differently than the UBS AG Group's understanding or change in a manner that substantially increases the cost or effort for it to achieve such goals or (iii) that additional data or methods, whether voluntary or required by regulation, may substantially change the UBS AG Group's calculation of its goals and ambitions. It is possible that such goals may prove to be considerably more difficult or even impossible to achieve. The evolving standards may also require the UBS AG Group to substantially change the stated goals and ambitions. If the UBS AG Group is not able to achieve the goals it has set, or can only do so at significant expense to its business, it may fail to meet regulatory expectations, incur damage to its reputation or be exposed to an increased risk of litigation or other adverse action.

While ESG regulatory regimes and international standards are being developed, including to require consideration of ESG risks in investment decisions, some jurisdictions, notably in the US, have developed rules restricting the consideration of ESG factors in investment and business decisions. Under these anti-ESG rules, companies that are perceived as boycotting or discriminating against certain industries may be restricted from doing business with certain governmental entities. The UBS AG Group's businesses may be adversely affected if it is considered as discriminating against companies based on ESG considerations, or if further anti-ESG rules are developed or broadened.

***UBS AG's financial results may be negatively affected by changes to assumptions and valuations, as well as changes to accounting standards***

UBS AG prepares its consolidated financial statements in accordance with IFRS Accounting Standards. The application of these accounting standards requires the use of judgment based on estimates and assumptions that may involve significant uncertainty at the time they are made. This is the case, for example, with respect to the measurement of fair value of financial instruments, the recognition of deferred tax assets (DTAs), the assessment of the impairment of goodwill, expected credit losses and estimation of provisions for litigation, regulatory and similar matters. Such judgments, including the underlying estimates and assumptions, which encompass historical experience, expectations of the future and other factors, are regularly evaluated to determine their continuing relevance based on current conditions. Using different assumptions could cause the reported results to differ. Changes in assumptions, or failure to make the changes necessary to reflect evolving market conditions, may have a significant effect on the financial statements in the periods when changes occur. Estimates of provisions may be subject to a wide range of potential outcomes and significant uncertainty. For example, the broad range of potential outcomes in the UBS AG Group's legal proceedings in France and in a number of Credit Suisse's legal proceedings increase the uncertainty associated with assessing the appropriate provision. If the estimates and assumptions in future periods deviate from the current outlook, the UBS AG Group's financial results may also be negatively affected.

Changes to IFRS Accounting Standards or interpretations thereof may cause future reported results and financial positions of the UBS AG Group to differ from current expectations, or historical results to differ from those previously reported due to the adoption of accounting standards on a retrospective basis. Such changes may also affect the regulatory capital and ratios of the UBS AG Group. For example, the introduction of the ECL regime under IFRS 9 in 2018 fundamentally changed how credit risk arising from loans, loan commitments, guarantees and certain revocable facilities is accounted for. Under the ECL regime, credit loss expenses may increase rapidly at the onset of an economic downturn as a result of higher levels of credit impairments (stage 3), as well as higher ECL from stages 1 and 2, only gradually diminishing once the economic outlook improves. As UBS AG observed in 2020, this effect may be more pronounced in a deteriorating economic environment. Substantial increases in ECL could

---

exceed expected loss for regulatory capital purposes and adversely affect the CET1 capital and regulatory capital ratios of the UBS AG Group.

***UBS AG may be unable to maintain its capital strength***

Capital strength enables the UBS AG Group to grow its businesses and absorb increases in regulatory and capital requirements. The ability of the UBS AG Group to maintain its capital ratios is subject to numerous risks, including the financial results of its businesses, the effect of changes to capital standards, methodologies and interpretations that may adversely affect the calculation of its capital ratios, the imposition of risk add-ons or capital buffers, and the application of additional capital, liquidity and similar requirements to subsidiaries. The UBS AG Group's capital and leverage ratios are driven primarily by RWA, LRD and eligible capital, all of which may fluctuate based on a number of factors, some of which are outside of UBS AG's control. The results of the UBS AG Group's businesses may be adversely affected by events arising from other risk factors described herein. In some cases, such as litigation and regulatory risk and operational risk events, losses may be sudden and large.

The UBS AG Group's eligible capital may be reduced by losses recognised within net profit or other comprehensive income. Eligible capital may also be reduced for other reasons, including acquisitions that change the level of goodwill, changes in temporary differences related to DTAs included in capital, adverse currency movements affecting the value of equity, prudential adjustments that may be required due to the valuation uncertainty associated with certain types of positions, changes in regulatory interpretations on the inclusion or exclusion of items contributing to shareholders' equity in regulatory capital, and changes in the value of certain pension fund assets and liabilities or in the interest rate and other assumptions used to calculate the changes in UBS AG's net defined benefit obligation recognised in other comprehensive income.

RWA are driven by the UBS AG Group's business activities, by changes in the risk profile of its exposures, by changes in its foreign currency exposures and foreign exchange rates, and by regulation. For instance, substantial market volatility, a widening of credit spreads, adverse currency movements, increased counterparty risk, deterioration in the economic environment or increased operational risk could result in an increase in RWA. Changes in the calculation of RWA, the imposition of additional supplemental RWA charges or multipliers applied to certain exposures and other methodology changes, as well as the finalisation of the Basel III framework and Fundamental Review of the Trading Book promulgated by the BCBS, which are expected to affect the UBS AG Group's RWA.

The leverage ratio is a balance sheet-driven measure and therefore limits balance sheet-intensive activities, such as lending, more than activities that are less balance sheet intensive, and it may constrain the UBS AG Group's business even if the UBS AG Group satisfies other risk-based capital requirements. Its LRD is driven by, among other things, the level of client activity, including deposits and loans, foreign exchange rates, interest rates, other market factors and changes in required liquidity. Many of these factors are wholly or partly outside of UBS AG's control.

***The effect of taxes on the financial results of UBS AG is significantly influenced by changes in tax law, or reinterpretations of existing laws by courts or tax authorities, reassessments of its deferred tax assets and operating losses of certain entities with no associated tax benefit***

The UBS AG Group's effective tax rate is highly sensitive to its performance, its expectation of future profitability and any potential increases or decreases in statutory tax rates, such as any potential increase or decrease in the US federal corporate tax rate, and changes in the interpretation of tax law. Furthermore, based on prior years' tax losses and deductible temporary differences, the UBS AG Group has

---

recognised DTAs reflecting the probable recoverable level based on future taxable profit as informed by its business plans. If UBS AG Group's performance is expected to produce diminished taxable profit in future years, particularly in the US, it may be required to write down all or a portion of the currently recognised DTAs through the income statement in excess of anticipated amortisation. This would have the effect of increasing the effective tax rate of UBS AG in the year in which any write-downs are taken. Conversely, if the UBS AG Group expects the performance of entities in which it has unrecognised tax losses to improve, particularly in the US or the UK, it could potentially recognise additional DTAs. The effect of doing so would be to reduce the effective tax rate in years in which additional DTAs are recognised and to increase its effective tax rate in future years. The effective tax rate of UBS AG is also sensitive to any future reductions in statutory tax rates, particularly in the US, which would cause the expected future tax benefit from items such as tax loss carry-forwards in the affected locations to diminish in value. This, in turn, would cause a write-down of the associated DTAs. Conversely, an increase in US corporate tax rates would result in an increase in the Group's recognised DTAs.

Changes in tax law may materially affect the effective tax rate of UBS AG and, in some cases, may substantially affect the profitability of certain activities. In addition, statutory and regulatory changes, as well as changes to the way in which courts and tax authorities interpret tax laws, including assertions that UBS AG is required to pay taxes in a jurisdiction as a result of activities connected to that jurisdiction constituting a permanent establishment or similar theory, and changes in the assessment of uncertain tax positions by UBS AG, could cause the amount of taxes ultimately paid by UBS AG to materially differ from the amount accrued.

#### ***UBS AG may incur material future tax liabilities in connection with the combination with Credit Suisse***

In the past, the Credit Suisse Group has recorded significant impairments of the tax value of its participations in subsidiaries below their tax acquisition costs. Following the acquisition of the Credit Suisse Group and the subsequent combination of Credit Suisse AG with UBS AG, tax acquisition costs of certain participations held by Credit Suisse Group AG and its subsidiaries have been transferred to the UBS AG Group. UBS Group AG and its subsidiaries may become subject to additional Swiss tax on future reversals of such impairments for Swiss tax purposes. Reversals of prior impairments may occur to the extent that the net asset value of the previously impaired subsidiary increases, e.g. as a result of an increase in retained earnings. Although it is difficult to quantify this additional future tax exposure, as various potential mitigants (e.g. transfers of assets and liabilities, business activities, subsidiary investments, as well as other restructuring measures within the combined Group in the course of the integration) exist, it may be material.

#### **Liquidity and funding risk**

##### ***Liquidity and funding management are critical to UBS AG's ongoing performance***

The viability of the UBS AG Group's business depends on the availability of funding sources, and its success depends on its ability to obtain funding at times, in amounts, for tenors and at rates that enable it to efficiently support its asset base in all market conditions. The funding sources of UBS AG have generally been stable, but could change in the future because of, among other things, general market disruptions or widening credit spreads, which could also influence the cost of funding. A substantial part of the liquidity and funding requirements of UBS AG are met using short-term unsecured funding sources, including retail and wholesale deposits and the regular issuance of money market securities. A change in the availability of short-term funding could occur quickly.

---

Reductions in UBS AG's credit ratings may adversely affect the market value of the securities and other obligations and increase its funding costs, in particular with regard to funding from wholesale unsecured sources, and could affect the availability of certain kinds of funding. In addition, as experienced in connection with the Moody's Investors Service Ltd. downgrade of UBS AG's long-term debt rating in June 2012, rating downgrades can require UBS AG to post additional collateral or make additional cash payments under trading agreements. UBS AG's credit ratings, together with its capital strength and reputation, also contribute to maintaining client and counterparty confidence, and it is possible that rating changes could influence the performance of some of its businesses. The acquisition of the Credit Suisse Group has elevated these risks and may cause these risks to intensify. Upon the close of the acquisition in June 2023, Fitch Ratings Ireland Limited downgraded the Long-Term Issuer Default Ratings (IDRs) of UBS AG to "A+" from "AA-". Fitch Ratings Ltd. also upgraded Credit Suisse AG's Long-Term IDR to "A+" from "BBB+".

The requirement to maintain a liquidity coverage ratio of high-quality liquid assets to estimated stressed short-term net cash outflows, and other similar liquidity and funding requirements, oblige UBS AG to maintain high levels of overall liquidity, limit its ability to optimise interest income and expense, make certain lines of business less attractive and reduce its overall ability to generate profits. The liquidity coverage ratio and net stable funding ratio requirements are intended to ensure that UBS AG is not overly reliant on short-term funding and that it has sufficient long-term funding for illiquid assets. The relevant calculations make assumptions about the relative likelihood and amount of outflows of funding and available sources of additional funding in market-wide and firm-specific stress situations. In an actual stress situation, however, UBS AG's funding outflows could exceed the assumed amounts.

---

## APPENDIX III

### RECENT DEVELOPMENTS IN THE ISSUER'S BUSINESS

*This section supersedes in its entirety the section in the Base Listing Document entitled "Information Relating to UBS AG".*

#### 1. Overview

UBS AG ("**Issuer**") with its subsidiaries (together, "**UBS AG consolidated**", or "**UBS AG Group**"; and UBS Group AG (which is the holding company of the Issuer) and its subsidiaries (including the Issuer and its subsidiaries) is referred to herein as "**UBS**", the "**UBS Group**" or the "**Group**") is a regulated bank in Switzerland providing a full range of financial services activities in Switzerland and abroad. The UBS AG Group operates through five business divisions: Global Wealth Management, Personal & Corporate Banking, Asset Management, the Investment Bank and Non-core and Legacy. Group functions are support and control functions that provide services to the UBS AG Group.

On 31 March 2026, the UBS AG consolidated CET1 capital ratio was 14.2%, the CET1 leverage ratio was 4.3%, and the total loss-absorbing capacity ratio was 38.4%.<sup>1</sup> On the same date, invested assets stood at USD 6,881 billion and equity attributable to UBS AG shareholders was USD 91,404 million. As of 31 March, UBS AG Group employed 61,146 people.<sup>2</sup>

The rating agencies S&P Global Ratings Europe Limited ("**S&P**"), Moody's Investors Service Ltd. ("**Moody's**"), and Fitch Ratings Ireland Limited ("**Fitch**") have published solicited credit ratings reflecting their assessment of the creditworthiness of UBS AG, i.e. its ability to fulfil in a timely manner payment obligations, such as principal or interest payments on long-term loans, also known as debt servicing. The ratings from Fitch and S&P may be attributed a plus or minus sign, and those from Moody's a number. These supplementary attributes indicate the relative position within the respective rating class. UBS AG has a long-term counterparty credit rating of A+ from S&P, long-term senior debt rating of Aa2 from Moody's, and long-term issuer default rating of AA- from Fitch.

An explanation of the significance of ratings may be obtained from the rating agencies. Generally, rating agencies base their ratings on such material and information, and such of their own investigations, studies and assumptions, as they deem appropriate. The ratings of UBS AG should be evaluated independently from similar ratings of other entities, and from the rating, if any, of its securities. A credit rating is not a recommendation to buy, sell or hold securities issued or guaranteed by the rated entity and may be subject to review, revision, suspension, reduction or withdrawal at any time by the assigning rating agency. Moody's is established in the UK and registered under Regulation (EU) No 1060/2009 as it forms part of domestic law of the UK by virtue of the EUWA (the "**UK CRA Regulation**") and currently appears on the list of credit rating agencies registered or certified with the Financial Conduct Authority published on its website [www.fca.org.uk/firms/credit-rating-agencies](http://www.fca.org.uk/firms/credit-rating-agencies). Ratings given by Moody's are endorsed by Moody's Deutschland GmbH, which is established in the EEA and registered under Regulation (EU) No 1060/2009, as amended (the "**EU CRA Regulation**") and currently appears on the list of credit ratings agencies published by ESMA on its website [www.esma.europa.eu](http://www.esma.europa.eu) in accordance with the EU CRA Regulation. S&P and Fitch are established in the European Union and registered under the EU CRA Regulation and currently appear on the list of credit ratings agencies published by ESMA on its website in accordance with the EU CRA Regulation. Ratings given by S&P and Fitch are endorsed by Standard & Poor's Global Ratings UK Limited and Fitch Ratings Ltd, respectively, which are established in the UK and registered under

---

<sup>1</sup> All figures based on the Swiss systemically relevant bank framework. Refer to the "*Capital management*" section of the Annual Report 2025 and UBS AG First Quarter 2026 Report for more information.

<sup>2</sup> Full-time equivalents.

the UK CRA Regulation and currently appear on the list of credit rating agencies registered or certified with the FCA published on its website.

No profit forecasts or estimates are included in this document.

No recent events particular to the Issuer have occurred which are to a material extent relevant to the evaluation of the Issuer's solvency.

## **2. Information about the Issuer**

### **2.1 Corporate Information**

The legal and commercial name of the Issuer is UBS AG.

The Issuer was incorporated on 28 February 1978 for an unlimited duration, when entered in the Commercial Register of Canton Basel-City under its predecessor entity. The Issuer in its present form was established on 29 June 1998 by the merger of Union Bank of Switzerland and Swiss Bank Corporation. On 31 May 2024, Credit Suisse AG merged with and into UBS AG. UBS AG is entered in the Commercial Registers of Canton Zurich and Canton Basel-City under the registration number CHE-101.329.561.

UBS AG is incorporated and domiciled in Switzerland and operates under the Swiss Code of Obligations as an Aktiengesellschaft, a corporation limited by shares. UBS AG's Legal Entity Identifier (LEI) code is BFM8T61CT2L1QCEMIK50.

According to article 2 of the articles of association of UBS AG ("**Articles of Association**"), the purpose of UBS AG is the operation of a bank. Its scope of operations extends to all types of banking, financial, advisory, trading and service activities in Switzerland and abroad. UBS AG may establish branches and representative offices as well as banks, finance companies and other enterprises of any kind in Switzerland and abroad, hold equity interests in these companies, and conduct their management. UBS AG is authorized to acquire, mortgage and sell real estate and building rights in Switzerland and abroad. UBS AG may borrow and invest money on the capital markets. UBS AG is part of the group of companies controlled by the group parent company UBS Group AG. It may promote the interests of the group parent company or other group companies. It may provide loans, guarantees and other kinds of financing and security for group companies. The Articles of Association were last updated on 23 April 2024.

The addresses and telephone numbers of UBS AG's two registered offices and principal places of business are: Bahnhofstrasse 45, 8001 Zurich, Switzerland, telephone +41 44 234 1111; and Aeschenvorstadt 1, 4051 Basel, Switzerland, telephone +41 61 288 2020.

### **2.2 UBS's borrowing and funding structure and financing of UBS's activities**

For information on UBS's expected financing of its business activities, please refer to "*Liquidity and funding management*" in the "*Risk, capital, liquidity and funding, and balance sheet*" section of the UBS AG Annual Report 2025 published on 9 March 2026 (the "**Annual Report 2025**").

## **3. Business Overview**

### **3.1 Organisational Structure of the Issuer**

UBS AG is a Swiss bank and the parent company of the UBS AG Group. It is 100% owned by UBS Group AG, which is the holding company of the UBS Group. UBS AG operates as a group with five business divisions, and in addition, UBS AG has Group functions as support and control functions that provide services to UBS.

In 2014, UBS began adapting its legal entity structure in response to too-big-to-fail requirements and other regulatory initiatives. First, UBS Group AG was established as the ultimate parent holding company for the Group. In 2015, UBS AG transferred its personal & corporate banking and Swiss-booked wealth management businesses to the newly established UBS Switzerland AG. That same year, UBS Business Solutions AG, a wholly owned subsidiary of UBS Group AG, was set up as the Group's service company. In 2016, UBS Americas Holding LLC became the intermediate holding company for UBS's US subsidiaries, and UBS's wealth management subsidiaries across Europe were merged into UBS Europe SE, UBS's German-headquartered European intermediate parent undertaking. In 2019, UBS Limited, UBS's UK headquartered subsidiary, was merged into UBS Europe SE.

On 12 June 2023, Credit Suisse Group AG merged with and into UBS Group AG (*Absorptionsfusion*), with UBS Group AG becoming the holding company of Credit Suisse AG. In 2024 and 2025, several mergers of subsidiaries and other developments in UBS's legal entity structure were effected, as the process of integrating Credit Suisse progressed further. The mergers included those of UBS AG and Credit Suisse AG, and UBS Switzerland AG and Credit Suisse (Schweiz) AG, both in 2024, and that of UBS Americas Inc. and Credit Suisse Holdings (USA), Inc. in 2025. In addition, the transition to a single US intermediate holding company was completed in 2024, and, in 2025, UBS Europe SE was established as the single EU intermediate parent undertaking.

UBS AG is the parent company of, and conducts a significant portion of its operations through, its subsidiaries. UBS AG has contributed a significant portion of its capital and provides substantial liquidity to subsidiaries. In addition, UBS Business Solutions AG provides substantial services to group companies including UBS AG and its subsidiaries. To this extent, UBS AG is dependent on certain of the entities of the UBS AG Group and of the UBS Group.

UBS AG's interests in subsidiaries and other entities as of 31 December 2025, including interests in significant subsidiaries, are discussed in "*Note 27 Interests in subsidiaries and other entities*" to UBS AG's consolidated financial statements included in the Annual Report 2025.

### **3.2 Principal activities**

UBS AG's businesses are organised globally into five business divisions: Global Wealth Management, Personal & Corporate Banking, Asset Management, the Investment Bank, and Non-core and Legacy. All five business divisions are supported by the Group functions and qualify as reportable segments for the purpose of segment reporting. Together with the Group functions, the five business divisions reflect the management structure of UBS AG. Each of the business divisions and Group functions are described below. A description of their businesses, organisational structures, products and services and targeted markets can be found under "*Our businesses*" in the "*Our business model and environment*" section of the Annual Report 2025.

- *Global Wealth Management* provides financial services, advice and solutions to private wealth clients, as well as select institutional clients. Its offering ranges from investment management to estate planning and corporate finance advice, in addition to specific wealth management and banking products and services.
- *Personal & Corporate Banking* provides an extensive range of financial products and services, from banking to retirement, financing, investments and strategic transactions, to private, corporate and institutional clients, in Switzerland, through its branch network and digital channels.
- *Asset Management* is a global, large-scale and diversified asset manager, offering investment capabilities and strategies across all major traditional and alternative asset classes and investing styles to institutions, wholesale intermediaries and Global Wealth Management clients.

- The *Investment Bank* provides services to institutional, corporate, financial sponsor and Global Wealth Management clients, helping them raise capital, invest and manage risks. Its offering includes equities, foreign exchange, precious metals, research, advisory and capital markets, complemented by a focused rates and credit platform.
- *Non-core and Legacy* incorporates selected assets and liabilities originating from the former Credit Suisse businesses not aligned with UBS AG’s long-term strategic priorities or risk appetite, including associated financial and non-financial assets, operating expenses, and funding costs. A small part of the division is made up of positions from UBS’s former Non-core and Legacy Portfolio and some other legacy UBS assets and liabilities that were assessed as non-strategic in the context of the acquisition of the Credit Suisse Group.
- The *Group functions* are support and control functions that provide services to the Group. Virtually all costs incurred by the Group functions are allocated to the business divisions, leaving a residual amount referred to as *Group Items* in UBS AG’s segment reporting. Group functions include the following major areas: Group Services (which consists of Group Technology, Group Compliance and Operational Risk Control, Group Finance, Group Risk Control, Group Human Resources and Corporate Services, Group Corporate Communications and Group Brand & Marketing, Group Legal, the Group Integration Office, Group Sustainability and Impact, and the Chief Strategy Office) and Group Treasury.

### 3.3 Competition

The financial services industry is characterised by intense competition, continuous innovation, restrictive, detailed, and sometimes fragmented regulation and ongoing consolidation. UBS AG faces competition at the level of local markets and individual business lines, and from global financial institutions that are comparable to UBS AG in their size and breadth, as well as competition from new technology-based market entrants, which may not be subject to the same level of regulation. Barriers to entry in individual markets and pricing levels are being eroded by new technology. UBS expects these trends to continue and competition to increase.

Any statements regarding the competitive position of UBS AG, UBS AG Group or the Group contained in this document are made on the basis of the opinion of UBS AG or the Group.

### 3.4 Recent Developments

#### 3.4.1 UBS AG consolidated key figures

UBS AG derived the selected consolidated financial information included in the table below for the years ended 31 December 2024 and 31 December 2025 from the Annual Report 2025. The selected consolidated financial information included in the table below for the quarters ended 31 March 2026 and 31 March 2025 was derived from the First Quarter 2026 Report.

The consolidated financial statements were prepared in accordance with IFRS Accounting Standards issued by the International Accounting Standards Board (“**IASB**”). Information for the years ended 31 December 2024 and 2025 which is indicated as being unaudited in the table below was included in the Annual Report 2025 but has not been audited on the basis that the respective disclosures are not required under IFRS Accounting Standards, and therefore are not part of the audited financial statements. Prospective investors should read the whole of this document, the Annual Report 2025 and the First Quarter 2026 Report and should not rely solely on the summarized information set out below.

	As of or for the quarter ended	As of or for the year ended
--	--------------------------------	-----------------------------

<i>USD million, except where indicated</i>	31.3.26	31.3.25	31.12.25	31.12.24
	<i>unaudited</i>		<i>audited, except where indicated</i>	
<b>Results<sup>1</sup></b>				
<b>Income Statement</b>				
Total revenues	14,030	12,163	47,688	42,323
<i>of which: Net interest income</i>	1,993	1,328	6,354	4,678
<i>of which: Other net income from financial instruments measured at fair value through profit or loss</i>	3,956	3,924	13,952	12,959
<i>of which: Net fee and commission income</i>	7,678	6,630	27,400	23,438
<i>of which: Other income</i>	403	281	(17)	1,248
Credit loss expense / (release)	64	124	549	544
Operating expenses	10,780	10,701	43,038	39,346
Operating profit / (loss) before tax	3,186	1,339	4,101	2,433
Net profit / (loss) attributable to shareholders	2,500	1,028	3,541	1,481
<b>Balance sheet</b>				
Total assets	1,687,883		1,617,173	1,568,060
<i>of which: Loans and advances to customers</i>	664,217		658,760	587,347
Total financial liabilities measured at amortized cost	1,121,611		1,099,169	1,054,796
<i>of which: customer deposits</i>	792,270		796,330	749,476
<i>of which: debt issued measured at amortized cost</i>	109,743		100,207	101,104
<i>of which: subordinated debt<sup>2</sup></i>	-		328	689
Total financial liabilities measured at fair value through profit or loss	463,161		415,001	401,555
<i>of which: debt issued designated at fair value</i>	107,652		107,544	102,567
Total liabilities	1,596,162		1,527,994	1,473,394
Total equity	91,722		89,179	94,666
<i>of which: Equity attributable to shareholders</i>	91,404		88,845	94,003
<b>Profitability and growth</b>				
Return on equity (%) <sup>3</sup>	11.1	4.3	3.8	1.9*
Return on tangible equity (%) <sup>4</sup>	12.0	4.6	4.0	2.0*
Return on common equity tier 1 capital (%) <sup>5</sup>	14.2	5.7	5.0	2.2*
Cost / income ratio (%) <sup>6</sup>	76.8	88.0	90.2	93.0*
Net profit growth (%) <sup>7</sup>	143.2	2.2	139.0	(55.0)*
<b>Resources</b>				
Common equity tier 1 capital <sup>8</sup>	70,867	70,756	70,394	73,792
Risk-weighted assets <sup>8</sup>	497,433	481,539	489,775*	495,110*
Common equity tier 1 capital ratio (%) <sup>8</sup>	14.2	14.7	14.4*	14.9*
Going concern capital ratio (%) <sup>8</sup>	18.9	18.5	18.4*	18.1*
Total loss-absorbing capacity ratio (%) <sup>8</sup>	38.4	38.0	36.8*	36.7*
Leverage ratio denominator <sup>8</sup>	1,655,400	1,565,845	1,622,921*	1,523,277*
Common equity tier 1 leverage ratio (%) <sup>8</sup>	4.3	4.5	4.3*	4.8*
Liquidity coverage ratio (%) <sup>9</sup>	172.4	180.3	176.2*	186.1*
Net stable funding ratio (%)	116.1	122.8	115.7*	124.1*
<b>Other</b>				
Invested assets (USD billion) <sup>10</sup>	6,881	6,153	7,005	6,087

Personnel (full-time equivalents)	61,146	67,373	61,899*	68,982*
-----------------------------------	--------	--------	---------	---------

\* unaudited

<sup>1</sup> Profit and loss information and other flow-based information for the year ended 31 December 2025 is based entirely on consolidated data following the merger of UBS AG and Credit Suisse AG. Comparative information for the year ended 31 December 2024 includes seven months of consolidated data following the merger (June to December 2024) and five months of pre-merger UBS AG data only (January to May 2024). Balance sheet information as at 31 December 2025 and 31 December 2024 includes post-merger consolidated information.

<sup>2</sup> From 2026, this information is not part of the financial information of UBS AG published for the first and third quarters.

<sup>3</sup> Calculated as net profit attributable to shareholders (annualized for reporting periods shorter than 12 months) divided by average equity attributable to shareholders. This measure provides information about the profitability of the business in relation to equity.

<sup>4</sup> Calculated as net profit attributable to shareholders (annualized for reporting periods shorter than 12 months) divided by average equity attributable to shareholders less average goodwill and intangible assets. This measure provides information about the profitability of the business in relation to tangible equity.

<sup>5</sup> Calculated as net profit attributable to shareholders (annualized for reporting periods shorter than 12 months) divided by average common equity tier 1 capital. This measure provides information about the profitability of the business in relation to common equity tier 1 capital.

<sup>6</sup> Calculated as operating expenses divided by total revenues. This measure provides information about the efficiency of the business by comparing operating expenses with total revenues.

<sup>7</sup> Calculated as the change in net profit attributable to shareholders from continuing operations between current and comparison periods divided by net profit attributable to shareholders from continuing operations of the comparison period. This measure provides information about profit growth since the comparison period.

<sup>8</sup> Based on the Swiss systemically relevant bank framework.

<sup>9</sup> The disclosed ratios represent quarterly averages for each of the quarters presented and have been calculated based on an average of 62 data points in the first quarter of 2026 and 62 data points in the first quarter of 2025.

<sup>10</sup> Consists of invested assets for Global Wealth Management, Asset Management (including invested assets from associates) and Personal & Corporate Banking. Calculated as the sum of managed fund assets, managed institutional assets, discretionary and advisory wealth management portfolios, fiduciary deposits, time deposits, savings accounts, and wealth management securities or brokerage accounts. This measure provides information about the volume of client assets managed by or deposited with UBS for investment purposes.

### 3.4.2 Regulatory, legal and other developments

Refer to “Recent Developments” in the UBS Group First Quarter 2026 Report, as well as to “*Our environment*” and “*Regulatory and legal developments*” in the Annual Report 2025, for information on key regulatory, legal and other developments.

## 3.5 Trend Information

For information on trends, refer to “*Recent Developments*” and to ‘*Outlook*’ in the UBS Group First Quarter 2026 Report, as well as to “*Our environment*”, “*Top and emerging risks*” in the “*Risk management and control*” section, and to “*Regulatory and legal developments*” in the Annual Report 2025. In addition, please refer to the section “*Risk factors*” included in the Annual Report 2025 for more information.

## 4. Administrative, Management and Supervisory Bodies of the Issuer

As a non-US company with securities listed on the New York Stock Exchange (“**NYSE**”), UBS AG complies with all relevant corporate governance standards applicable to foreign private issuers listing debt securities. In addition, it also follows the standards established in the Swiss Code of Best Practice for Corporate Governance.

UBS AG operates under a strict dual board structure, as mandated by Swiss banking law. The Board of Directors of UBS AG (“**BoD**”) decides on the strategy of UBS AG, upon recommendations by the President of the Executive Board of UBS AG (“**EB**”), and exercises ultimate supervision over management; whereas the EB, headed by the President of the EB, has executive management responsibility for UBS AG and its business. The functions of Chairman of the BoD and President of the EB are assigned to two different persons, leading to a separation of powers. This structure establishes checks and balances and preserves the institutional independence of the BoD from the executive management of UBS AG Group, for which responsibility is delegated to the EB. No member of one board may simultaneously be a member of the other.

Supervision and control of the EB remain with the BoD. The authorities and responsibilities of the two bodies are governed by the Articles of Association and the Organization Regulations of UBS AG.

#### 4.1 Board of Directors

The BoD consists of between 5 and 12 members. All the members of the BoD are elected individually by the shareholders at the Annual General Meeting (“**AGM**”) for a term of office of one year, which expires after the completion of the next AGM. Shareholders also elect the Chairman upon proposal of the BoD.

The BoD meets as often as business requires, and at least six times a year.

The current members of the BoD are listed below.

Member	Title	Term of office	Current principal activities outside UBS AG
Colm Kelleher	Chairman	2027	Chairman of the Board of Directors of UBS Group AG; member of the Board of Directors of the Bretton Woods Committee; member of the Board of the Swiss Finance Council; member of the Board of the International Monetary Conference; member of the Board of the Bank Policy Institute; member of the Board of Americans for Oxford; Visiting Professor of Banking and Finance, Loughborough Business School; member of the European Financial Services Round Table; member of the European Banking Group; member of the International Advisory Council of the China Securities Regulatory Commission; member of the Chief Executive’s Advisory Council (Hong Kong).
Markus Ronner	Vice Chairman	2027	Vice Chairman of the Board of Directors of UBS Group AG; member of the Board and Board Committee of economiesuisse; member of the Board of Directors and the Board of Directors Committee of the Swiss Bankers Association; member of the Board of the Swiss Finance Council; Member of the Board of Trustees of Avenir Suisse.
Jeremy Anderson	Vice Chairman	2027	Senior Independent Director of the Board of Directors of UBS Group AG; member of the Board of Prudential plc (Chair of the Risk Committee); Chairman of Lamb’s Passage Holding Ltd; member of the Board of Directors of Credit Suisse International; Trustee of the UK’s Productivity

			Leadership Group.
Agustín Carstens	Member	2027	Member of the Board of Directors of UBS Group AG; Member of the Group of Thirty; Member of the Board of Directors of the Bretton Woods Committee; Member of the Advisory Board of the Global Finance & Technology Network; Member of the Visa Economic Empowerment Institute Advisory Council; Co-Convenor, Cambridge Digital Innovation and Regulation Initiative, University of Cambridge.
Patrick Firmenich	Member	2027	Member of the Board of Directors of UBS Group AG; Vice Chairman of the Board of dsm-firmenich (Chair of the Governance and Nomination Committee); member of the Advisory Council of the Swiss Board Institute.
Fred Hu	Member	2027	Member of the Board of Directors of UBS Group AG; founder, Chairman and CEO of Primavera Capital Group; Non-Executive Chairman of the Board of Yum China Holdings (Chair of the Nomination and Governance Committee); member of the Board of Chubb Limited; Chairman of Primavera Capital Ltd; Trustee of the China Medical Board; Member of the Global Board of The Nature Conservancy and Co-Chairman of its Asia Pacific Council; member of the Board of Trustees of the Institute for Advanced Study.
Mark Hughes	Member	2027	Member of the Board of Directors of UBS Group AG; Senior Advisor to McKinsey & Company.
Renata Jungo Brüngger	Member	2027	Member of the Board of Directors of UBS Group AG; member of the Supervisory Board of Daimler Truck Holding AG; member of the Supervisory Board of Daimler Truck AG; member of the Supervisory Board of Munich Re (Chair of Remuneration Committee); member of the Board of Trustees of Internationale Bachakademie Stuttgart; member of the Board of Trustees of Gesellschaft der Freunde von Bayreuth e. V. (Friends of Bayreuth).
Gail Kelly	Member	2027	Member of the Board of Directors of UBS Group AG; member of the Board of Singtel Communications (Chairperson of the Executive Resource and Compensation Committee); member of the Group of Thirty; member of the Board of Directors of the Bretton Woods Committee; member of the Australian American Leadership Dialogue Advisory Board; Senior advisor to McKinsey & Company.
Luca Maestri	Member	2027	Member of the Board of Directors of UBS Group AG; member of the Board of Directors of Nestlé S.A.

Julie G. Richardson	Member	2027	Member of the Board of Directors of UBS Group AG; member of the Board of BXP; member of the Board of Datadog (Chair of the Audit Committee); member of the Board of Fivetran; member of the Board of Coalition, Inc.
Lila Tretikov	Member	2027	Member of the Board of Directors of UBS Group AG; Partner and Head of Artificial Intelligence Strategy, New Enterprise Associates, Inc.; member of the Board of Capgemini SE; member of the Board of Volvo Car Corporation; member of the Board of Xylem Inc.; member of the Board of Zendesk Inc.; member of the Board of Backflip AI, Inc.; member of the Board of Cusp AI Limited; member of the Board of Horizon 3 AI, Inc.

#### 4.2 Executive Board (“EB”)

The President of the EB is appointed by the BoD upon proposal of the Chairman. All other EB members are appointed by the BoD upon proposal of the President of the EB.

The current members of the EB are listed below.

<b>Member and business address</b>	<b>Function</b>	<b>Current principal activities outside UBS AG</b>
Sergio P. Ermotti  UBS AG, Bahnhofstrasse 45, 8001 Zurich, Switzerland	President of the Executive Board	Member of the Group Executive Board and Group Chief Executive Officer of UBS Group AG; member of the Board of Ermenegildo Zegna N.V. (Lead Non-Executive Director); member of the Board of Società Editrice del Corriere del Ticino SA; member of the Board of Innosuisse – Swiss Innovation Agency; member of Institut International D’Etudes Bancaires; member of the WEF International Business Council and Governor of the Financial Services / Banking Community; member of the Monetary Authority of Singapore International Advisory Panel; member of the Board of the Institute of International Finance; member of the Board of the Swiss-American Chamber of Commerce.
George Athanasopoulos  UBS AG, Bahnhofstrasse 45, 8001 Zurich, Switzerland	Co-President Investment Bank	Member of the Group Executive Board and Co-President Investment Bank of UBS Group AG.
Michelle Bereaux  UBS AG, Bahnhofstrasse 45, 8001 Zurich,	Chief Compliance and Operational Risk Control Officer	Member of the Group Executive Board and Group Chief Compliance and Operational Risk Control Officer of UBS Group AG.

Switzerland		
Aleksandar Ivanovic	President Asset Management	Member of the Group Executive Board and President Asset Management of UBS Group AG; Chairman of UBS Asset Management AG; Chairman of UBS Asset Management Switzerland AG; member of the Board of UBS Optimus Foundation.
UBS AG, Bahnhofstrasse 45, 8001 Zurich, Switzerland		
Robert Karofsky	Co-President Global Wealth Management and President UBS Americas	Member of the Group Executive Board and Co-President Global Wealth Management of UBS Group AG; President UBS Americas of UBS Group AG; member of the board of UBS Americas Holding LLC; Chair of the Board of UBS Optimus Foundation US; member of Board of the American Swiss Foundation.
UBS AG, Bahnhofstrasse 45, 8001 Zurich, Switzerland		
Iqbal Khan	Co-President Global Wealth Management and President UBS Asia Pacific	Member of the Group Executive Board and Co-President Global Wealth Management of UBS Group AG; President UBS Asia Pacific of UBS Group AG.
UBS AG, Bahnhofstrasse 45, 8001 Zurich, Switzerland		
Barbara Levi	General Counsel	Member of the Group Executive Board and Group General Counsel of UBS Group AG; member of the Board of Directors of the European General Counsel Association; member of the Legal Committee of the Swiss-American Chamber of Commerce.
UBS AG, Bahnhofstrasse 45, 8001 Zurich, Switzerland		
Beatriz Martin Jimenez	Chief Operating Officer, Head Non-Core and Legacy and President UBS Europe, Middle East and Africa	Member of the Group Executive Board and Group Chief Operating Officer; Head Non-Core and Legacy and President UBS Europe, Middle East and Africa of UBS Group AG; member of the Board of Directors and President of the Executive Board of UBS Business Solutions AG; member of the Supervisory Board of UBS Europe SE; member of the Board of Directors of Credit Suisse International.
UBS AG, Bahnhofstrasse 45, 8001 Zurich, Switzerland		
Stefan Seiler	Head Human Resources & Corporate Services	Member of the Group Executive Board and Head Group Human Resources & Corporate Services of UBS Group AG; member of the Board of UBS Optimus Foundation; member of the Foundation Board of the Pension Fund of UBS; member of the Foundation Council of the UBS Center for Economics in Society, University of Zurich; Chairman of the Foundation Board of the Swiss Finance Institute; member of the IMD Foundation Board; Adjunct Professor for Leadership and Strategic Human Resource Management, Nanyang Technological University (NTU), Singapore.
UBS AG, Bahnhofstrasse 45, 8001 Zurich, Switzerland		

Todd Tuckner  UBS AG, Bahnhofstrasse 45, 8001 Zurich, Switzerland	Chief Financial Officer	Member of the Group Executive Board and Group Chief Financial Officer of UBS Group AG; Member of the Financial Services Chapter of the Swiss-American Chamber of Commerce.
Marco Valla  UBS AG, Bahnhofstrasse 45, 8001 Zurich, Switzerland	Co-President Investment Bank	Member of the Group Executive Board and Co-President Investment Bank of UBS Group AG; member of the Board of Directors of Good Shepherd Services; member of the Board of the Mount Sinai Department of Urology.
Damian Vogel  UBS AG, Bahnhofstrasse 45, 8001 Zurich, Switzerland	Chief Risk Officer	Member of the Group Executive Board and Chief Risk Officer for UBS Group AG; member of the Board of UBS Switzerland AG; member of the Foundation Board of the International Financial Risk Institute (IFRI).

#### 4.3 Potential Conflicts of Interest

Members of the BoD and the EB may act as directors or executive officers of other companies (for current principal positions outside UBS AG, if any, of BoD and EB members, please see sections 4.1 and 4.2 above, respectively) and may have economic or other private interests that differ from those of UBS AG. Conflicts of interest may potentially arise from these positions or interests. For example, it cannot be excluded that a member of the BoD or EB has or will have a function within a company, the shares of which are or will be traded by UBS AG or which has or will have a business relationship with UBS AG. UBS AG is confident that its internal corporate governance practices and its compliance with relevant legal and regulatory provisions reasonably ensure that any conflicts of interest of the type described above are appropriately managed, including through disclosure when appropriate.

Other than as indicated above, UBS is not aware of potential conflicts of interests between any duties to the Issuer of the members of the BoD and the EB and their private interests or other duties.

#### 5. Auditors

Based on article 31 of the Articles of Association, UBS AG shareholders elect the auditors for a term of office of one year. At the AGMs on 8 April 2025 and 14 April 2026, Ernst & Young Ltd, Aeschengraben 27, 4051 Basel, Switzerland ("**Ernst & Young**") was elected as auditor for the consolidated and standalone financial statements of UBS AG for a one-year term.

Ernst & Young is a member of EXPERTsuisse, the Swiss Expert Association for Audit, Tax and Fiduciary. Ernst & Young is also registered with the Swiss Federal Audit Oversight Authority, which is responsible for the licensing and supervision of audit firms and individuals that provide audit services in Switzerland.

#### 6. Major Shareholders of the Issuer

UBS Group AG owns 100% of the outstanding shares of UBS AG. UBS AG is a wholly owned subsidiary of UBS Group AG. While UBS has no specific corporate measures intended to prevent abuse of control to the detriment of minority shareholders, UBS has adopted a comprehensive and integrated governance framework which takes into account the specific requirements of each relevant jurisdiction. This governance framework includes separate articles of association and organizational

regulations for UBS Group AG and UBS AG. In addition, as UBS AG is regulated as a bank in Switzerland, it is subject to capital regulation and close supervisory oversight. This includes the general requirement under Swiss law that contracts of UBS AG with affiliates are subject to an arm's length principle of negotiation.

## **7. Financial Information concerning the Issuer's Assets and Liabilities, Financial Position and Profits and Losses**

### **7.1 Historical Annual Financial Information**

Detailed information about UBS AG consolidated and UBS AG assets and liabilities, financial position and profits and losses for financial years 2025 and 2024 is available in the section " *Consolidated financial statements*" of the Annual Report 2025 and in UBS AG's standalone financial statements for the year ended 31 December 2025 (the "**Standalone Financial Statements 2025**"). The consolidated and standalone financial accounts are closed on 31 December of each year.

The annual financial reports form an essential part of UBS AG's reporting. They include the audited consolidated financial statements of UBS AG, prepared in accordance with the IFRS Accounting Standards, as issued by the International Accounting Standards Board. The annual reports also include discussions and analysis of the consolidated financial and business results of UBS, its business divisions and Group Items. In addition, UBS AG prepares and publishes standalone financial statements in accordance with Swiss GAAP, as well as certain additional disclosures required under US Securities and Exchange Commission regulations.

### **7.2 Auditing of Historical Annual Financial Information**

The consolidated financial statements and the standalone financial statements of UBS AG for the financial years 2025 and 2024 were audited by Ernst & Young, and the reports of the auditors on the abovementioned financial statements are included in the Annual Report 2025 and in the Standalone Financial Statement 2025, respectively. There are no qualifications in the auditors' reports on the consolidated financial statements of UBS AG and the standalone financial statements of UBS AG for the years ended on 31 December 2025 and 31 December 2024.

### **7.3 Interim Financial Information**

Reference is also made to the UBS Group AG First Quarter 2022 Report and the UBS AG First Quarter 2026 Report, which contain information on the financial condition and results of operations, including the interim financial statements of UBS Group AG (consolidated) and interim financial information of UBS AG (consolidated), respectively, as of and for the quarter ended 31 March 2026. The interim consolidated financial statements and information are not audited.

### **7.4 Litigation, Regulatory and Similar Matters**

UBS operates in a legal and regulatory environment that exposes it to significant litigation and similar risks arising from disputes and regulatory proceedings. As a result, UBS is involved in various disputes and legal proceedings, including litigation, arbitration, and regulatory and criminal investigations. Such matters are subject to many uncertainties, and the outcome and the timing of resolution are often difficult to predict, particularly in the earlier stages of a case. The uncertainties inherent in all such matters affect the amount and timing of any potential outflows for both matters with respect to which provisions have been established and other contingent liabilities. Litigation, regulatory and similar matters may also result in non-monetary penalties and consequences. Resolution of regulatory proceedings may require UBS to obtain waivers of regulatory disqualifications to maintain certain operations, may entitle regulatory authorities to limit, suspend or terminate licenses and regulatory authorisations, and may permit financial market utilities to limit, suspend or terminate UBS's participation in such utilities. Failure to obtain such waivers, or any limitation, suspension or

termination of licenses, authorisations or participations, could have material consequences for UBS.

Specific litigation, regulatory and other matters, including all such matters that management considers to be material and others that management believes to be of significance to UBS due to potential financial, reputational and other effects, are described in the "*Provisions and contingent liabilities*" section of UBS AG First Quarter 2026 Report. The amount of damages claimed, the size of a transaction or other information is provided where available and appropriate in order to assist users in considering the magnitude of potential exposures.

## **7.5 Material Contracts**

Except as otherwise disclosed in this document (including the documents incorporated herein by reference), no material contracts have been entered into outside of the ordinary course of UBS AG's or UBS AG Group's business which could result in any member of the UBS AG Group being under an obligation or entitlement that is material to UBS AG's ability to meet its obligations to the investors in relation to the issued securities.

## **7.6 Significant Changes in the Financial Position and Performance; Material Adverse Change in Prospects**

Except as otherwise indicated in this document (including the documents incorporated herein by reference), no material changes have occurred in UBS AG's assets and liabilities, financial position or profits and losses since 31 March 2026.

## **8. Share Capital**

As reflected in the Articles of Association most recently registered with the Commercial Register of the Canton of Zurich and the Commercial Register of Basel-City, UBS AG has (i) fully paid and issued share capital of USD 385,840,846.60, divided into 3,858,408,466 registered shares with a par value of USD 0.10 each (article 4); (ii) conditional capital (*bedingtes Kapital*) in the amount of USD 38,000,000, for the issuance of up to 380,000,000 registered shares with a par value of USD 0.10 each that can be issued upon the voluntary or mandatory exercise of conversion rights and/or warrants (article 4a); and (iii) conversion capital (*Wandlungskapital*) in the amount of USD 70,000,000 for the issuance of a maximum of 700,000,000 registered shares with a par value of USD 0.10 each, through the mandatory conversion of claims arising upon the occurrence of one or more trigger events under financial market instruments with contingent conversion features (article 4b).

## **9. Documents Available**

The most recent Articles of Association of UBS AG are available on UBS's Corporate Governance website, at <https://www.ubs.com/global/en/our-firm/governance/ubs-ag/articles-of-association.html>. Save as otherwise indicated herein, information on or accessible through the Group's corporate website, [www.ubs.com](http://www.ubs.com), does not form part of and is not incorporated into this document.

**APPENDIX IV**

**EXTRACT OF  
THE UNAUDITED CONSOLIDATED FINANCIAL STATEMENTS OF  
UBS AG AND ITS SUBSIDIARIES  
FOR THE FIRST QUARTER ENDED 31 MARCH 2026**

# UBS AG

First quarter 2026 report



## Corporate calendar UBS AG

---

Information about future publication dates is generally available at [ubs.com/global/en/investor-relations/events/calendar.html](https://ubs.com/global/en/investor-relations/events/calendar.html)

## Contacts

---

### Switchboards

For all general inquiries  
[ubs.com/contact](https://ubs.com/contact)

Zurich +41-44-234-1111  
London +44-207-567-8000  
New York +1-212-821-3000  
Hong Kong SAR +852-2971-8888  
Singapore +65-6495-8000

### Investor Relations

UBS's Investor Relations team manages relationships with institutional investors, research analysts and credit rating agencies.

[ubs.com/investors](https://ubs.com/investors)

Zurich +41-44-234-4100  
New York +1-212-882-5734

### Media Relations

UBS's Media Relations team manages relationships with global media and journalists.

[ubs.com/media](https://ubs.com/media)

Zurich +41-44-234-8500  
[mediarelations@ubs.com](mailto:mediarelations@ubs.com)

London +44-20-7567-4714  
[ubs-media-relations@ubs.com](mailto:ubs-media-relations@ubs.com)

New York +1-212-882-5858  
[mediarelations@ubs.com](mailto:mediarelations@ubs.com)

Hong Kong SAR +852-2971-8200  
[sh-mediarelations-ap@ubs.com](mailto:sh-mediarelations-ap@ubs.com)

## Imprint

---

Publisher: UBS AG, Zurich, Switzerland | [ubs.com](https://ubs.com)  
Language: English

© UBS 2026. The key symbol and UBS are among the registered and unregistered trademarks of UBS. All rights reserved.

## 1. Key figures

- 3 UBS AG consolidated key figures

## 2. Introduction

- 4 Introduction

## 3. Risk and capital management

- 9 Risk management and control
- 10 Capital management

## 4. Consolidated financial information

- 15 UBS AG interim consolidated financial information (unaudited)

### Appendix

- 31 Alternative performance measures
- 36 Abbreviations frequently used in our financial reports
- 38 Information sources
- 39 Cautionary statement

## Terms used in this report, unless the context requires otherwise

"UBS", "UBS Group", "UBS Group AG consolidated", "Group" and "the Group"	UBS Group AG and its consolidated subsidiaries
"UBS AG" and "UBS AG consolidated", "we", "us" and "our"	UBS AG and its consolidated subsidiaries
"1m"	One million, i.e. 1,000,000
"1bn"	One billion, i.e. 1,000,000,000
"1trn"	One trillion, i.e. 1,000,000,000,000

In this report, unless the context requires otherwise, references to any gender shall apply to all genders.

## Alternative performance measures

An alternative performance measure (an APM) is a financial measure of historical or future financial performance, financial position or cash flows other than a financial measure defined or specified in IFRS Accounting Standards, as issued by the International Accounting Standards Board (the IASB), or in other applicable recognized accounting standards or regulations. We report a number of APMs in the discussion of the financial and operating performance of UBS AG, our business divisions and Group Items. We use APMs to provide a more complete picture of our operating performance and to reflect management's view of the fundamental drivers of our business results. A definition of each APM, the method used to calculate it and the information content are presented under "Alternative performance measures" in the appendix to this report. Each APM that qualifies as a non-GAAP measure as defined by US Securities and Exchange Commission (SEC) regulations is designated as such in the table of APMs in the appendix to this report.

› Refer to "Alternative performance measures" in the appendix to this report for additional information

## Comparison between UBS AG consolidated and UBS Group AG consolidated

This report should be read in conjunction with the UBS Group first quarter 2026 report that was published on 29 April 2026 and is available under "Quarterly reporting" at [ubs.com/investors](https://ubs.com/investors). A comparison of selected financial and capital information of UBS AG consolidated and of UBS Group AG consolidated is provided in the Introduction section of this report.

## Quarterly reporting change

Starting from the first quarter of 2026, UBS AG will no longer publish interim financial reports prepared in accordance with IAS 34, *Interim Financial Reporting*, for the first and third quarters. Instead, UBS AG will publish financial information that is prepared in accordance with UBS AG accounting policies, which are consistent with IFRS Accounting Standards, but does not include all notes as required under IAS 34 and therefore does not constitute an "interim financial report", as defined by IAS 34. This change is intended to improve efficiency, while maintaining a high level of transparency for investors.

As a result, the section previously titled "Consolidated financial statements" has been renamed "Consolidated financial information", and the scope of the disclosures has been amended. The income statement and the statement of comprehensive income, and related information, are presented for 31 March 2026 and 31 March 2025 on a year-to-date basis. The balance sheet and related information are presented as of 31 March 2026 and 31 December 2025.

Starting from the first half of 2026, UBS AG will publish a half-year interim financial report prepared in accordance with IAS 34 as of and for the six-month period ending 30 June.

# Key figures

## UBS AG consolidated key figures

### UBS AG consolidated key figures

<i>USD m, except where indicated</i>	As of or for the quarter ended		
	31.3.26	31.12.25	31.3.25
<b>Results</b>			
Total revenues	14,030	11,444	12,163
Credit loss expense / (release)	64	161	124
Operating expenses	10,780	10,890	10,701
Operating profit / (loss) before tax	3,186	393	1,339
Net profit / (loss) attributable to shareholders	2,500	33	1,028
<b>Profitability and growth</b>			
Return on equity (%) <sup>1</sup>	11.1	0.1	4.3
Return on tangible equity (%) <sup>1</sup>	12.0	0.2	4.6
Return on common equity tier 1 capital (%) <sup>1</sup>	14.2	0.2	5.7
Cost / income ratio (%) <sup>1</sup>	76.8	95.2	88.0
Net profit growth (%) <sup>1</sup>	143.2	n.m.	2.2
<b>Resources</b>			
Total assets	1,687,883	1,617,173	1,547,489
Equity attributable to shareholders	91,404	88,845	96,553
Common equity tier 1 capital <sup>2</sup>	70,867	70,394	70,756
Risk-weighted assets <sup>2</sup>	497,433	489,775	481,539
Common equity tier 1 capital ratio (%) <sup>2</sup>	14.2	14.4	14.7
Going concern capital ratio (%) <sup>2</sup>	18.9	18.4	18.5
Total loss-absorbing capacity ratio (%) <sup>2</sup>	38.4	36.8	38.0
Leverage ratio denominator <sup>2</sup>	1,655,400	1,622,921	1,565,845
Common equity tier 1 leverage ratio (%) <sup>2</sup>	4.3	4.3	4.5
Liquidity coverage ratio (%) <sup>3</sup>	172.4	176.2	180.3
Net stable funding ratio (%)	116.1	115.7	122.8
<b>Other</b>			
Invested assets (USD bn) <sup>1,4</sup>	6,881	7,005	6,153
Personnel (full-time equivalents)	61,146	61,899	67,373

<sup>1</sup> Refer to "Alternative performance measures" in the appendix to this report for the relevant definition and calculation method. Each alternative performance measure (APM) that qualifies as a non-GAAP measure as defined by US Securities and Exchange Commission (SEC) regulations is designated as such in the table of APMs in the appendix to this report. <sup>2</sup> Based on the Swiss systemically relevant bank framework. Refer to the "Capital management" section of this report for more information. <sup>3</sup> The disclosed ratios represent quarterly averages for each of the quarters presented and have been calculated based on an average of 62 data points in the first quarter of 2026, 64 data points in the fourth quarter of 2025 and 62 data points in the first quarter of 2025. Refer to the "Liquidity and funding management" section of the UBS Group first quarter 2026 report, available under "Quarterly reporting" at [ubs.com/investors](https://ubs.com/investors), for more information. <sup>4</sup> Consists of invested assets for Global Wealth Management, Asset Management (including invested assets from associates) and Personal & Corporate Banking. Refer to "Note 30 Invested assets and net new money" in the "Consolidated financial statements" section of the UBS AG Annual Report 2025, available under "Annual reporting" at [ubs.com/investors](https://ubs.com/investors), for more information.

# Introduction

## Overview

UBS Group AG is the holding company for the UBS Group and the parent company of UBS AG. UBS Group AG holds 100% of the issued shares in UBS AG. UBS AG and UBS Group both prepare annual consolidated financial statements in accordance with IFRS Accounting Standards and half-yearly consolidated financial statements in accordance with IAS 34.

The financial information included in this report has been prepared in accordance with UBS AG's accounting policies as described in "Note 1 Summary of material accounting policies" to the UBS AG consolidated annual financial statements for the year ended 31 December 2025.

› Refer to the **"Consolidated financial information" section of this report for more information**

UBS Group has applied acquisition accounting as defined by IFRS 3, *Business Combinations*, to the acquisition of the Credit Suisse Group in 2023. The merger of UBS AG and Credit Suisse AG on 31 May 2024 has been accounted for as a business combination under common control, as defined in IFRS 3, using the historic carrying values of the assets and liabilities of Credit Suisse AG as at the date of the transaction (31 May 2024), determined under IFRS Accounting Standards. Therefore, differences exist between the accounting treatments applied at the UBS Group and UBS AG consolidated levels. There are also certain scope and presentation differences, as noted below.

› Refer to **"Note 28 Changes in organization and acquisitions and disposals of subsidiaries and businesses" in the "Consolidated financial statements" section of the UBS AG Annual Report 2025, available under "Annual reporting" at [ubs.com/investors](https://ubs.com/investors), for more information about the accounting for the merger of UBS AG and Credit Suisse AG**

Except for the differences related to the above, financial information for UBS AG consolidated does not differ materially from that for UBS Group AG consolidated.

› Refer to the **UBS Group first quarter 2026 report, available under "Quarterly reporting" at [ubs.com/investors](https://ubs.com/investors), for more information**

## Comparison between UBS AG consolidated and UBS Group AG consolidated

The table below provides a comparison of selected financial and capital information of UBS AG consolidated and of UBS Group AG consolidated.

Assets, liabilities, revenues, operating expenses and tax expenses / (benefits) relating to UBS Group AG and its directly held subsidiaries, including UBS Business Solutions AG, are reflected in the consolidated financial statements of UBS Group AG but not in those of UBS AG. UBS AG's assets, liabilities, revenues and operating expenses related to transactions with UBS Group AG and its directly held subsidiaries, including UBS Business Solutions AG and other shared services subsidiaries, are not subject to elimination in the UBS AG consolidated financial statements, but are eliminated in the UBS Group AG consolidated financial statements.

In the first quarter of 2026, UBS AG consolidated recognized a net profit of USD 2,514m, while UBS Group AG consolidated recognized a net profit of USD 3,054m. The USD 540m difference was mainly due to certain purchase price allocation (PPA) effects recognized at the UBS Group AG level upon the acquisition of the Credit Suisse Group. These resulted in net accretion income at the UBS Group AG level, net of tax effects, whereas UBS AG has not applied acquisition accounting and does not have the PPA effects or the corresponding net income. The PPA effects also resulted in lower expenses for litigation, regulatory and similar matters at the UBS Group AG consolidated level. Other differences in net profit mainly arose due to UBS Business Solutions AG and other shared services subsidiaries of UBS Group AG charging other legal entities within the UBS AG consolidation scope a markup on costs incurred for services provided.

As of 31 March 2026, the total assets of UBS AG consolidated were USD 1.4bn higher than the total assets of UBS Group AG consolidated. The difference mainly reflected PPA effects recognized at the UBS Group AG level upon the acquisition of the Credit Suisse Group, partly offset by consolidation scope differences. The total liabilities of UBS AG consolidated were USD 2.1bn higher than the total liabilities of UBS Group AG consolidated, mainly due to consolidation scope differences.

The equity of UBS AG consolidated was USD 0.8bn lower than the equity of UBS Group AG consolidated as of 31 March 2026. This difference was mainly due to consolidation scope differences of USD 2.5bn, partly offset by PPA effects of USD 1.6bn recognized at the UBS Group AG level upon the acquisition of the Credit Suisse Group that did not impact UBS AG consolidated, primarily related to loans and loan commitments measured at amortized cost and contingent liabilities recognized under IFRS 3 for litigation, partly offset by PPA effects on real estate and debt issued.

The going concern capital of UBS AG consolidated was USD 2.8bn lower than the going concern capital of UBS Group AG consolidated as of 31 March 2026, reflecting the common equity tier 1 (CET1) capital of UBS AG consolidated being lower by USD 2.4bn and going concern loss-absorbing additional tier 1 (AT1) capital being USD 0.4bn lower.

The USD 2.4bn lower CET1 capital of UBS AG consolidated was primarily due to a USD 6.4bn difference in dividend accruals between UBS AG and UBS Group AG and UBS AG consolidated equity being USD 0.8bn lower, partly offset by compensation-related regulatory capital accruals at the UBS Group AG level of USD 2.3bn and a capital reserve for expected future share repurchases of USD 2.2bn and a USD 0.4bn effect from eligible deferred tax assets on temporary differences.

The going concern loss-absorbing AT1 capital of UBS AG consolidated was USD 0.4bn lower than that of UBS Group AG consolidated as of 31 March 2026, mainly reflecting deferred contingent capital plan awards granted at the Group level to eligible employees for the 2021 to 2025 performance years.

Differences in capital between UBS AG consolidated and UBS Group AG consolidated related to employee compensation plans will reverse to the extent underlying services are performed by employees of, and are consequently charged to, UBS AG and its subsidiaries. Such reversal generally occurs over the service period of the employee compensation plan.

The leverage ratio denominator (the LRD) of UBS AG consolidated was USD 1.9bn higher than the LRD of UBS Group AG consolidated, mainly reflecting intercompany exposures in UBS AG toward Group entities, as well as PPA adjustments that apply at the Group level but not at the UBS AG level, partly offset by fixed assets held outside of the UBS AG consolidation scope.

The risk-weighted assets (RWA) of UBS AG consolidated were USD 2.9bn lower than the RWA of UBS Group AG consolidated, mainly reflecting non-counterparty-related assets held outside the UBS AG consolidation scope, partly offset by intercompany credit risk exposures in UBS AG toward Group entities outside of the UBS AG consolidation scope.

The LRD for UBS AG consolidated exceeds that of UBS Group AG consolidated, and UBS AG's RWA are lower than those of UBS Group AG consolidated. This divergence stems mainly from certain PPA adjustments that apply at the Group level but not at the UBS AG level and are subject to low risk weights.

The quarterly average liquidity coverage ratio (the LCR) of UBS AG consolidated was 5.4 percentage points lower than the quarterly average LCR of UBS Group AG consolidated. The difference mainly reflected the higher net cash outflows of UBS AG consolidated from intercompany deposits and loans that are not within the Group consolidation scope but are within the UBS AG consolidation scope.

The net stable funding ratio (the NSFR) of UBS AG consolidated was 0.8 percentage points lower than the NSFR of UBS Group AG consolidated. The difference primarily reflected lower UBS AG consolidated eligible regulatory capital as compared with UBS Group AG consolidated.

## Comparison between UBS AG consolidated and UBS Group AG consolidated

USD m, except where indicated	As of or for the quarter ended 31.3.26			As of or for the quarter ended 31.12.25		
	UBS AG consolidated	UBS Group AG consolidated	Difference (absolute)	UBS AG consolidated	UBS Group AG consolidated	Difference (absolute)
<b>Income statement</b>						
Total revenues	14,030	14,243	(213)	11,444	12,145	(700)
Credit loss expense / (release)	64	70	(6)	161	159	3
Operating expenses	10,780	10,333	447	10,890	10,286	604
Operating profit / (loss) before tax	3,186	3,841	(655)	393	1,700	(1,307)
Net profit / (loss)	2,514	3,054	(540)	39	1,205	(1,166)
<b>Balance sheet</b>						
Total assets	1,687,883	1,686,521	1,362	1,617,173	1,617,427	(255)
Total liabilities	1,596,162	1,594,019	2,143	1,527,994	1,526,944	1,050
Total equity	91,722	92,502	(781)	89,179	90,484	(1,305)
<b>Capital, liquidity and funding information</b>						
Common equity tier 1 capital	70,867	73,313	(2,447)	70,394	71,262	(868)
Going concern capital	94,129	96,963	(2,834)	89,993	91,176	(1,183)
Risk-weighted assets	497,433	500,355	(2,922)	489,775	493,397	(3,622)
Common equity tier 1 capital ratio (%)	14.2	14.7	(0.4)	14.4	14.4	(0.1)
Going concern capital ratio (%)	18.9	19.4	(0.5)	18.4	18.5	(0.1)
Total loss-absorbing capacity ratio (%)	38.4	39.5	(1.1)	36.8	38.0	(1.2)
Leverage ratio denominator	1,655,400	1,653,460	1,940	1,622,921	1,622,438	483
Common equity tier 1 leverage ratio (%)	4.3	4.4	(0.2)	4.3	4.4	(0.1)
Liquidity coverage ratio (%) <sup>1</sup>	172.4	177.8	(5.4)	176.2	182.6	(6.4)
Net stable funding ratio (%)	116.1	116.9	(0.8)	115.7	116.1	(0.4)

<sup>1</sup> The disclosed ratios represent quarterly averages for each of the quarters presented and have been calculated based on an average of 62 data points in the first quarter of 2026 and 64 data points in the fourth quarter of 2025. Refer to the "Liquidity and funding management" section of the UBS Group first quarter 2026 report, available under "Quarterly reporting" at [ubs.com/investors](https://ubs.com/investors), for more information.

## Additional information about our business divisions

### Global Wealth Management

<i>USD m</i>	For the quarter ended 31.3.26			For the quarter ended 31.12.25		
	UBS AG consolidated	UBS Group AG consolidated	Difference (absolute)	UBS AG consolidated	UBS Group AG consolidated	Difference (absolute)
<b>Results</b>						
Total revenues	6,996	7,106	(110)	6,585	6,695	(110)
Credit loss expense / (release)	9	9	0	34	32	2
Operating expenses	5,349	5,305	44	5,393	5,373	19
Operating profit / (loss) before tax	1,638	1,792	(153)	1,158	1,290	(132)

Profit before tax was USD 1,638m at the UBS AG level, compared with profit before tax of USD 1,792m at the UBS Group level. The USD 153m difference was mainly due to PPA effects on total revenues recognized in Global Wealth Management at the UBS Group level.

### Personal & Corporate Banking – in Swiss francs

<i>CHF m</i>	For the quarter ended 31.3.26			For the quarter ended 31.12.25		
	UBS AG consolidated	UBS Group AG consolidated	Difference (absolute)	UBS AG consolidated	UBS Group AG consolidated	Difference (absolute)
<b>Results</b>						
Total revenues	1,872	2,029	(157)	1,664	1,830	(166)
Credit loss expense / (release)	54	55	(1)	79	80	(1)
Operating expenses	1,154	1,164	(10)	1,288	1,297	(9)
Operating profit / (loss) before tax	664	809	(145)	297	452	(155)

Profit before tax was CHF 664m at the UBS AG level, compared with profit before tax of CHF 809m at the UBS Group level. The CHF 145m difference was mainly due to PPA effects on total revenues recognized in Personal & Corporate Banking at the UBS Group level.

### Personal & Corporate Banking – in US dollars

<i>USD m</i>	For the quarter ended 31.3.26			For the quarter ended 31.12.25		
	UBS AG consolidated	UBS Group AG consolidated	Difference (absolute)	UBS AG consolidated	UBS Group AG consolidated	Difference (absolute)
<b>Results</b>						
Total revenues	2,400	2,601	(201)	2,079	2,286	(207)
Credit loss expense / (release)	69	70	(2)	100	101	(1)
Operating expenses	1,477	1,491	(14)	1,610	1,621	(12)
Operating profit / (loss) before tax	854	1,040	(186)	370	565	(194)

### Asset Management

<i>USD m</i>	For the quarter ended 31.3.26			For the quarter ended 31.12.25		
	UBS AG consolidated	UBS Group AG consolidated	Difference (absolute)	UBS AG consolidated	UBS Group AG consolidated	Difference (absolute)
<b>Results</b>						
Total revenues	772	772	0	796	800	(4)
Credit loss expense / (release)	0	0	0	1	1	0
Operating expenses	556	555	1	593	588	5
Operating profit / (loss) before tax	215	217	(2)	203	212	(9)

## Investment Bank

USD m	For the quarter ended 31.3.26			For the quarter ended 31.12.25		
	UBS AG consolidated	UBS Group AG consolidated	Difference (absolute)	UBS AG consolidated	UBS Group AG consolidated	Difference (absolute)
<b>Results</b>						
Total revenues	3,991	4,054	(63)	2,886	2,946	(60)
Credit loss expense / (release)	61	65	(4)	36	34	2
Operating expenses	2,817	2,784	34	2,283	2,272	11
Operating profit / (loss) before tax	1,112	1,205	(93)	567	640	(73)

Profit before tax was USD 1,112m at the UBS AG level, compared with profit before tax of USD 1,205m at the UBS Group level. The USD 93m difference was mainly due to PPA effects on total revenues recognized in the Investment Bank at the UBS Group level.

## Non-core and Legacy

USD m	For the quarter ended 31.3.26			For the quarter ended 31.12.25		
	UBS AG consolidated	UBS Group AG consolidated	Difference (absolute)	UBS AG consolidated	UBS Group AG consolidated	Difference (absolute)
<b>Results</b>						
Total revenues	(20)	(10)	(10)	(18)	(8)	(10)
Credit loss expense / (release)	(74)	(74)	(1)	(13)	(12)	(1)
Operating expenses	319	219	100	648	459	188
Operating profit / (loss) before tax	(265)	(155)	(110)	(653)	(455)	(197)

Loss before tax was USD 265m at the UBS AG level, compared with the loss before tax of USD 155m at the UBS Group level. The USD 110m difference was mainly due to PPA effects that resulted in releases for litigation, regulatory and similar matters for UBS Group (Non-core and Legacy at the UBS AG level incurred net expenses).

## Group Items

USD m	For the quarter ended 31.3.26			For the quarter ended 31.12.25		
	UBS AG consolidated	UBS Group AG consolidated	Difference (absolute)	UBS AG consolidated	UBS Group AG consolidated	Difference (absolute)
<b>Results</b>						
Total revenues	(109)	(279)	171	(885)	(575)	(309)
Credit loss expense / (release)	0	0	0	4	3	0
Operating expenses	260	(21)	282	365	(27)	392
Operating profit / (loss) before tax	(369)	(258)	(111)	(1,253)	(552)	(701)

Loss before tax was USD 369m at the UBS AG level, compared with the loss before tax of USD 258m at the UBS Group level. The USD 111m difference mainly arose due to UBS Business Solutions AG and other shared services subsidiaries of UBS Group AG charging other legal entities within the UBS AG consolidation scope a markup on costs incurred for services provided.

# Risk and capital management

Management report

## Risk management and control

This section provides information about key developments during the reporting period and should be read in conjunction with the “Risk management and control” section of the UBS AG Annual Report 2025, available under “Annual reporting” at [ubs.com/investors](https://ubs.com/investors), and the “Recent developments” section of the UBS Group first quarter 2026 report, available under “Quarterly reporting” at [ubs.com/investors](https://ubs.com/investors), for more information about the integration of Credit Suisse.

### UBS AG consolidated risk profile

The risk profile of UBS AG consolidated does not differ materially from that of UBS Group AG consolidated, and the risk information provided in the UBS Group first quarter 2026 report is equally applicable to UBS AG consolidated.

The credit risk profile of UBS AG consolidated as of 31 March 2026 differed from that of UBS Group AG consolidated in relation to total banking products exposure, mainly reflecting purchase price allocation effects booked at the Group level relating to the acquisition of the Credit Suisse Group, as well as receivables of UBS AG and UBS Switzerland AG from UBS Group AG and UBS Business Solutions AG, reflecting consolidation scope differences.

The total banking products exposure of UBS AG consolidated as of 31 March 2026 was USD 1,112.5bn, i.e. USD 6.8bn, or 0.6%, higher than the exposure of UBS Group AG consolidated. As of 31 December 2025, the total banking products exposure of UBS AG consolidated was USD 1,091.9bn, i.e. USD 5.6bn, or 0.5%, higher than the exposure of UBS Group AG consolidated.

- › Refer to the “Risk management and control” section of the UBS Group first quarter 2026 report, available under “Quarterly reporting” at [ubs.com/investors](https://ubs.com/investors), for more information
- › Refer to the “Comparison between UBS AG consolidated and UBS Group AG consolidated” section of this report for more information about selected financial and capital information of UBS AG consolidated and UBS Group AG consolidated

# Capital management

The disclosures in this section are provided for UBS AG on a consolidated basis and focus on information in accordance with the Basel III framework, as applicable to Swiss systemically relevant banks (SRBs). They should be read in conjunction with the "Capital management" section of the UBS AG Annual Report 2025, available under "Annual reporting" at [ubs.com/investors](https://ubs.com/investors), which provides more information about relevant capital management objectives, planning and activities, as well as the Swiss SRB total loss-absorbing capacity framework, on a UBS AG consolidated basis.

In Switzerland, the amendments to the Capital Adequacy Ordinance (the CAO) that incorporate the final Basel III standards into Swiss law, including the new ordinances containing the implementing provisions for the revised CAO, entered into force on 1 January 2025.

UBS AG contributes a significant portion of capital to, and provides substantial liquidity to, its subsidiaries. Many of these subsidiaries are subject to regulations requiring compliance with minimum capital, liquidity and similar requirements.

- › Refer to the UBS Group and significant regulated subsidiaries and sub-groups 31 March 2026 Pillar 3 Report, available under "Pillar 3 disclosures" at [ubs.com/investors](https://ubs.com/investors), for more information about additional regulatory disclosures for UBS Group AG on a consolidated basis, as well as the significant regulated subsidiaries and sub-groups of UBS Group AG

## Swiss SRB going and gone concern requirements and information

As of 31.3.26	RWA		LRD	
USD m, except where indicated	in %		in %	
<b>Required going concern capital</b>				
<b>Total going concern capital</b>	15.20 <sup>1</sup>	75,634	5.08 <sup>1</sup>	84,119
<b>Common equity tier 1 capital</b>	10.84 <sup>2</sup>	53,918	3.58 <sup>3</sup>	59,288
of which: minimum capital	4.50	22,384	1.50	24,831
of which: buffer capital	5.72	28,433	2.08	34,350
of which: countercyclical buffer	0.45	2,219		
<b>Maximum additional tier 1 capital</b>	4.37 <sup>2</sup>	21,716	1.50	24,831
of which: additional tier 1 capital	3.50	17,410	1.50	24,831
of which: additional tier 1 buffer capital	0.80	3,979		
<b>Eligible going concern capital</b>				
<b>Total going concern capital</b>	18.92	94,129	5.69	94,129
Common equity tier 1 capital	14.25	70,867	4.28	70,867
<b>Total loss-absorbing additional tier 1 capital</b>	4.68 <sup>4</sup>	23,262	1.41	23,262
of which: high-trigger loss-absorbing additional tier 1 capital	4.68	23,262	1.41	23,262
<b>Required gone concern capital</b>				
<b>Total gone concern loss-absorbing capacity<sup>5,6,7</sup></b>	10.89	54,156	3.81	63,009
of which: base requirement including add-ons for market share and LRD	10.89 <sup>8</sup>	54,156	3.81 <sup>8</sup>	63,009
<b>Eligible gone concern capital</b>				
<b>Total gone concern loss-absorbing capacity<sup>9</sup></b>	19.44	96,717	5.84	96,717
<b>TLAC-eligible unsecured debt</b>	19.44	96,707	5.84	96,707
<b>Total loss-absorbing capacity</b>				
<b>Required total loss-absorbing capacity</b>	26.09	129,790	8.89	147,127
<b>Eligible total loss-absorbing capacity</b>	38.37	190,846	11.53	190,846
<b>Risk-weighted assets / leverage ratio denominator</b>				
Risk-weighted assets		497,433		
Leverage ratio denominator				1,655,400

<sup>1</sup> Includes applicable add-ons of 1.90% for risk-weighted assets (RWA) and 0.58% for leverage ratio denominator (LRD), of which 2 basis points for RWA and 1 basis point for LRD reflect a Pillar 2 capital add-on of USD 107m related to the supply chain finance funds matter at Credit Suisse. An additional 22 basis points for RWA reflect a Pillar 2 capital add-on for the residual exposure (after collateral mitigation) to hedge funds, private equity and family offices, effective 1 January 2025. <sup>2</sup> Includes the Pillar 2 add-on for the residual exposure (after collateral mitigation) to hedge funds, private equity and family offices of 0.16% for CET1 capital and 0.07% for AT1 capital, effective 1 January 2025. For AT1 capital under Pillar 1 requirements a maximum of 4.3% of AT1 capital can be used to meet going concern requirements; 4.37% includes the aforementioned Pillar 2 capital add-on. <sup>3</sup> Our CET1 leverage ratio requirement of 3.58% consists of a 1.5% base requirement, a 1.5% base buffer capital requirement, a 0.28% LRD add-on requirement, a 0.30% market share add-on requirement based on our Swiss credit business and a 0.01% Pillar 2 capital add-on related to the supply chain finance funds matter at Credit Suisse. <sup>4</sup> UBS fulfills its minimum going concern capital requirements with CET1 capital and AT1 capital. The actual available and eligible AT1 capital is above the AT1 capital used to meet the minimum requirements (which is capped at 4.37% as explained in footnote 2) as UBS exceeds its minimum going concern requirements. <sup>5</sup> A maximum of 25% of the gone concern requirements can be met with instruments that have a remaining maturity of between one and two years. Once at least 75% of the minimum gone concern requirement has been met with instruments that have a remaining maturity of greater than two years, all instruments that have a remaining maturity of between one and two years remain eligible to be included in the total gone concern capital. <sup>6</sup> Systemically important banks (SIBs) are subject to base gone concern capital requirements equivalent to 75% of the total going concern requirements (excluding countercyclical buffer requirements and the Pillar 2 add-ons). <sup>7</sup> FINMA has the authority to impose a surcharge of up to 25% of the total going concern capital requirements (excluding countercyclical buffer requirements and the Pillar 2 add-ons) should obstacles to an SIB's resolvability be identified in future resolvability assessments. <sup>8</sup> Includes applicable add-ons of 1.24% for RWA and 0.43% for LRD. <sup>9</sup> Includes an add-back of 45% of unrealized gains from financial assets measured at fair value through other comprehensive income. Such gains do not qualify as CET1 capital, but 45% of these gains can be recognized as gone concern capital.

UBS AG, on a consolidated basis, is subject to the going and gone concern requirements of the Swiss CAO, which include additional requirements applicable to Swiss SRBs. The table above provides the risk-weighted asset (RWA)- and leverage ratio denominator (LRD)-based requirements and information as of 31 March 2026.

UBS AG and UBS Switzerland AG are subject to going and gone concern requirements on a standalone basis.

On a standalone basis as of 31 March 2026, UBS AG's fully applied common equity tier 1 (CET1) capital ratio was 13.9%. Additional capital information for UBS AG standalone is provided in the UBS Group and significant regulated subsidiaries and sub-groups 31 March 2026 Pillar 3 Report, available under "Pillar 3 disclosures" at [ubs.com/investors](https://ubs.com/investors).

## Total loss-absorbing capacity

The table below provides Swiss SRB going and gone concern information based on the Swiss SRB framework and requirements that are discussed in the "Capital management" section of the UBS AG Annual Report 2025, available under "Annual reporting" at [ubs.com/investors](https://ubs.com/investors).

### Swiss SRB going and gone concern information

<i>USD m, except where indicated</i>	31.3.26	31.12.25
<b>Eligible going concern capital</b>		
Total going concern capital	94,129	89,993
Total tier 1 capital	94,129	89,993
Common equity tier 1 capital	70,867	70,394
Total loss-absorbing additional tier 1 capital	23,262	19,600
<i>of which: high-trigger loss-absorbing additional tier 1 capital</i>	23,262	19,600
<i>of which: low-trigger loss-absorbing additional tier 1 capital</i>		
<b>Eligible gone concern capital</b>		
Total gone concern loss-absorbing capacity <sup>1</sup>	96,717	90,164
TLAC-eligible unsecured debt	96,707	90,139
<b>Total loss-absorbing capacity</b>		
Total loss-absorbing capacity	190,846	180,157
<b>Risk-weighted assets / leverage ratio denominator</b>		
Risk-weighted assets	497,433	489,775
Leverage ratio denominator	1,655,400	1,622,921
<b>Capital and loss-absorbing capacity ratios (%)</b>		
Going concern capital ratio	18.9	18.4
<i>of which: common equity tier 1 capital ratio</i>	14.2	14.4
Gone concern loss-absorbing capacity ratio	19.4	18.4
Total loss-absorbing capacity ratio	38.4	36.8
<b>Leverage ratios (%)</b>		
Going concern leverage ratio	5.7	5.5
<i>of which: common equity tier 1 leverage ratio</i>	4.3	4.3
Gone concern leverage ratio	5.8	5.6
Total loss-absorbing capacity leverage ratio	11.5	11.1

<sup>1</sup> Includes an add-back of 45% of unrealized gains from financial assets measured at fair value through other comprehensive income. Such gains do not qualify as CET1 capital, but 45% of these gains can be recognized as gone concern capital.

## UBS AG vs UBS Group AG consolidated loss-absorbing capacity and leverage information

### Swiss SRB going and gone concern information (UBS AG vs UBS Group AG consolidated)

As of 31.3.26

<i>USD m, except where indicated</i>	UBS AG (consolidated)	UBS Group AG (consolidated)	Difference
<b>Eligible going concern capital</b>			
<b>Total going concern capital</b>	94,129	96,963	(2,834)
<b>Total tier 1 capital</b>	94,129	96,963	(2,834)
Common equity tier 1 capital	70,867	73,313	(2,447)
<b>Total loss-absorbing additional tier 1 capital</b>	23,262	23,649	(387)
<i>of which: high-trigger loss-absorbing additional tier 1 capital</i>	23,262	23,649	(387)
<b>Eligible gone concern capital</b>			
<b>Total gone concern loss-absorbing capacity<sup>1</sup></b>	96,717	100,593	(3,876)
<b>TLAC-eligible senior unsecured debt</b>	96,707	100,583	(3,876)
<b>Total loss-absorbing capacity</b>			
<b>Total loss-absorbing capacity</b>	190,846	197,556	(6,710)
<b>Risk-weighted assets / leverage ratio denominator</b>			
Risk-weighted assets	497,433	500,355	(2,922)
Leverage ratio denominator	1,655,400	1,653,460	1,940
<b>Capital and loss-absorbing capacity ratios (%)</b>			
Going concern capital ratio	18.9	19.4	(0.5)
<i>of which: common equity tier 1 capital ratio</i>	14.2	14.7	(0.4)
Gone concern loss-absorbing capacity ratio	19.4	20.1	(0.7)
<b>Total loss-absorbing capacity ratio</b>	38.4	39.5	(1.1)
<b>Leverage ratios (%)</b>			
Going concern leverage ratio	5.7	5.9	(0.2)
<i>of which: common equity tier 1 leverage ratio</i>	4.3	4.4	(0.2)
Gone concern leverage ratio	5.8	6.1	(0.2)
<b>Total loss-absorbing capacity leverage ratio</b>	11.5	11.9	(0.4)

<sup>1</sup> Includes an add-back of 45% of unrealized gains from financial assets measured at fair value through other comprehensive income. Such gains do not qualify as CET1 capital but 45% of these gains can be recognized as gone concern capital.

## Reconciliation of equity under IFRS Accounting Standards to Swiss SRB common equity tier 1 capital (UBS AG vs UBS Group AG consolidated)

As of 31.3.26

<i>USD m</i>	UBS AG (consolidated)	UBS Group AG (consolidated)	Difference
<b>Total equity under IFRS Accounting Standards</b>	<b>91,722</b>	<b>92,502</b>	<b>(781)</b>
Equity attributable to non-controlling interests	(318)	(255)	(62)
Defined benefit plans, net of tax	(937)	(949)	13
Deferred tax assets recognized for tax loss carry-forwards	(2,457)	(2,457)	0
Deferred tax assets for unused tax credits	(864)	(864)	0
Deferred tax assets on temporary differences, excess over threshold	(310)	(693)	382
Goodwill, net of tax	(6,278)	(5,773)	(505)
Intangible assets, net of tax	(94)	(654)	560
Compensation-related components (not recognized in net profit)	0	(2,254)	2,254
Expected losses on advanced internal ratings-based portfolio less provisions	(882)	(874)	(8)
Unrealized (gains) / losses from cash flow hedges, net of tax	1,586	1,586	0
Own credit related to (gains) / losses on financial liabilities measured at fair value that existed at the balance sheet date, net of tax	948	898	51
Own credit related to (gains) / losses on derivative financial instruments that existed at the balance sheet date	(80)	(80)	0
Prudential valuation adjustments	(223)	(223)	0
Accruals for dividends to shareholders for 2025	(9,000) <sup>1</sup>	(3,449)	(5,552)
Accruals for expected dividends to shareholders for 2026	(1,750)	(938)	(813)
Capital reserve for expected future share repurchases in 2026	0	(2,150)	2,150
Other	(196)	(59)	(137)
<b>Total common equity tier 1 capital</b>	<b>70,867</b>	<b>73,313</b>	<b>(2,447)</b>

<sup>1</sup> Reflects an ordinary dividend distribution of USD 4.5bn and the appropriation of USD 4.5bn to a special dividend reserve, both approved at the 2026 Annual General Meeting in April 2026. The decision on the distribution of the special dividend is intended to be made at an Extraordinary General Meeting in the second half of 2026 and is subject to UBS AG meeting its capital requirements on a standalone and consolidated level, and the outcome and timing of the implementation of the new regulatory regime in Switzerland.

- › Refer to “Comparison between UBS AG consolidated and UBS Group AG consolidated” in the “Introduction” section of this report for more information about the differences between UBS AG consolidated and UBS Group AG consolidated
- › Refer to the “Capital management” section of the UBS Group first quarter 2026 report, available under “Quarterly reporting” at [ubs.com/investors](https://ubs.com/investors), for information about the developments of loss-absorbing capacity, RWA and LRD for UBS Group AG consolidated

# Consolidated financial information

Unaudited

The accompanying unaudited interim consolidated financial information in this section is presented for UBS AG and its subsidiaries on a consolidated basis, unless otherwise specified, and is presented in US dollars. This financial information has been prepared in accordance with UBS AG accounting policies as described in “Note 1 Summary of material accounting policies” to the UBS AG consolidated annual financial statements for the year ended 31 December 2025, except for changes described below. These accounting policies are consistent with IFRS Accounting Standards, as issued by the International Accounting Standards Board (the IASB). The financial information presented is unaudited and does not constitute an interim financial report prepared in accordance with IAS 34, *Interim Financial Reporting*.

## *Amendments to IFRS 9, Financial Instruments, and IFRS 7, Financial Instruments: Disclosures*

Effective from 1 January 2026, UBS AG has adopted the *Amendments to the Classification and Measurement of Financial Instruments – Amendments to IFRS 9 and IFRS 7* (the Amendments) related to classification of financial assets and derecognition of financial instruments, including the introduction of an accounting policy election to derecognize financial liabilities settled through electronic transfer systems before the settlement date, if certain conditions are met. The Amendments also introduced new disclosure requirements for financial instruments with contractual terms that can change the timing or amount of contractual cash flows. The impact of the Amendments on this consolidated financial information was not material.

# UBS AG interim consolidated financial information (unaudited)

## Income statement

	Year-to-date	
<i>USD m</i>	31.3.26	31.3.25
Interest income from financial instruments measured at amortized cost and fair value through other comprehensive income	6,291	6,643
Interest expense from financial instruments measured at amortized cost	(5,741)	(6,909)
Net interest income from financial instruments measured at fair value through profit or loss and other	1,443	1,594
Net interest income	1,993	1,328
Other net income from financial instruments measured at fair value through profit or loss	3,956	3,924
Fee and commission income	8,389	7,280
Fee and commission expense	(711)	(650)
Net fee and commission income	7,678	6,630
Other income	403	281
<b>Total revenues</b>	<b>14,030</b>	<b>12,163</b>
<b>Credit loss expense / (release)</b>	<b>64</b>	<b>124</b>
Personnel expenses	6,206	5,910
General and administrative expenses	3,976	4,077
Depreciation, amortization and impairment of non-financial assets	598	714
<b>Operating expenses</b>	<b>10,780</b>	<b>10,701</b>
<b>Operating profit / (loss) before tax</b>	<b>3,186</b>	<b>1,339</b>
Tax expense / (benefit)	672	303
<b>Net profit / (loss)</b>	<b>2,514</b>	<b>1,035</b>
Net profit / (loss) attributable to non-controlling interests	14	7
<b>Net profit / (loss) attributable to shareholders</b>	<b>2,500</b>	<b>1,028</b>

## Statement of comprehensive income

	Year-to-date	
USD m	31.3.26	31.3.25
<b>Comprehensive income attributable to shareholders</b>		
Net profit / (loss)	2,500	1,028
<b>Other comprehensive income that may be reclassified to the income statement</b>		
<b>Foreign currency translation</b>		
Foreign currency translation movements related to net assets of foreign operations, before tax	(459)	1,307
Effective portion of changes in fair value of hedging instruments designated as net investment hedges, before tax	168	(511)
Foreign currency translation differences on foreign operations reclassified to the income statement	(2)	0
Effective portion of changes in fair value of hedging instruments designated as net investment hedges reclassified to the income statement	1	0
Income tax relating to foreign currency translations, including the effect of net investment hedges	(12)	(2)
Subtotal foreign currency translation, net of tax	(304)	794
<b>Financial assets measured at fair value through other comprehensive income</b>		
Net unrealized gains / (losses), before tax	(56)	(3)
Net realized (gains) / losses reclassified to the income statement from equity	0	0
Income tax relating to net unrealized gains / (losses)	(3)	0
Subtotal financial assets measured at fair value through other comprehensive income, net of tax	(59)	(3)
<b>Cash flow hedges of interest rate risk</b>		
Effective portion of changes in fair value of derivative instruments designated as cash flow hedges, before tax	(476)	349
Net (gains) / losses reclassified to the income statement from equity	174	322
Income tax relating to cash flow hedges	60	(125)
Subtotal cash flow hedges, net of tax	(242)	545
<b>Cost of hedging</b>		
Cost of hedging, before tax	26	20
Income tax relating to cost of hedging	(5)	0
Subtotal cost of hedging, net of tax	21	20
<b>Total other comprehensive income that may be reclassified to the income statement, net of tax</b>	<b>(584)</b>	<b>1,356</b>
<b>Other comprehensive income that will not be reclassified to the income statement</b>		
<b>Defined benefit plans</b>		
Gains / (losses) on defined benefit plans, before tax	(29)	18
Income tax relating to defined benefit plans	14	0
Subtotal defined benefit plans, net of tax	(14)	19
<b>Own credit on financial liabilities designated at fair value</b>		
Gains / (losses) from own credit on financial liabilities designated at fair value, before tax	758	233
Income tax relating to own credit on financial liabilities designated at fair value	0	(1)
Subtotal own credit on financial liabilities designated at fair value, net of tax	758	233
<b>Total other comprehensive income that will not be reclassified to the income statement, net of tax</b>	<b>743</b>	<b>251</b>
<b>Total other comprehensive income</b>	<b>159</b>	<b>1,607</b>
<b>Total comprehensive income attributable to shareholders</b>	<b>2,659</b>	<b>2,635</b>
<b>Comprehensive income attributable to non-controlling interests</b>		
Net profit / (loss)	14	7
<b>Total other comprehensive income that will not be reclassified to the income statement, net of tax</b>	<b>11</b>	<b>15</b>
<b>Total comprehensive income attributable to non-controlling interests</b>	<b>25</b>	<b>22</b>
<b>Total comprehensive income</b>		
Net profit / (loss)	2,514	1,035
<b>Other comprehensive income</b>	<b>170</b>	<b>1,622</b>
<i>of which: other comprehensive income that may be reclassified to the income statement</i>	<i>(584)</i>	<i>1,356</i>
<i>of which: other comprehensive income that will not be reclassified to the income statement</i>	<i>754</i>	<i>266</i>
<b>Total comprehensive income</b>	<b>2,684</b>	<b>2,657</b>

## Balance sheet

USD m	31.3.26	31.12.25
<b>Assets</b>		
Cash and balances at central banks	225,456	209,858
Amounts due from banks	19,874	19,243
Receivables from securities financing transactions measured at amortized cost	87,566	83,656
Cash collateral receivables on derivative instruments	50,624	41,552
Loans and advances to customers	664,217	658,760
Other financial assets measured at amortized cost	73,654	72,025
<b>Total financial assets measured at amortized cost</b>	<b>1,121,392</b>	<b>1,085,094</b>
Financial assets at fair value held for trading	164,361	174,854
<i>of which: assets pledged as collateral that may be sold or repledged by counterparties</i>	<i>42,625</i>	<i>44,627</i>
Derivative financial instruments	182,077	148,325
Brokerage receivables	40,789	35,579
Financial assets at fair value not held for trading	113,237	107,293
<b>Total financial assets measured at fair value through profit or loss</b>	<b>500,465</b>	<b>466,051</b>
<b>Financial assets measured at fair value through other comprehensive income</b>	<b>13,749</b>	<b>13,868</b>
Investments in associates	2,257	2,331
Property, equipment and software	12,270	12,125
Goodwill and intangible assets	6,721	6,734
Deferred tax assets	10,822	11,085
Other non-financial assets	20,208	19,884
<b>Total assets</b>	<b>1,687,883</b>	<b>1,617,173</b>
<b>Liabilities</b>		
Amounts due to banks	25,770	24,434
Payables from securities financing transactions measured at amortized cost	20,203	16,225
Cash collateral payables on derivative instruments	38,052	34,742
Customer deposits	792,270	796,330
Funding from UBS Group AG measured at amortized cost	118,837	110,614
Debt issued measured at amortized cost	109,743	100,207
Other financial liabilities measured at amortized cost	16,736	16,617
<b>Total financial liabilities measured at amortized cost</b>	<b>1,121,611</b>	<b>1,099,169</b>
Financial liabilities at fair value held for trading	59,248	53,700
Derivative financial instruments	184,444	156,267
Brokerage payables designated at fair value	75,167	62,202
Debt issued designated at fair value	107,652	107,544
Other financial liabilities designated at fair value	36,649	35,287
<b>Total financial liabilities measured at fair value through profit or loss</b>	<b>463,161</b>	<b>415,001</b>
Provisions	3,713	3,564
Other non-financial liabilities	7,676	10,260
<b>Total liabilities</b>	<b>1,596,162</b>	<b>1,527,994</b>
<b>Equity</b>		
Share capital	386	386
Share premium	84,750	84,849
Retained earnings	1,100	(2,147)
Other comprehensive income recognized directly in equity, net of tax	5,167	5,757
<b>Equity attributable to shareholders</b>	<b>91,404</b>	<b>88,845</b>
Equity attributable to non-controlling interests	318	334
<b>Total equity</b>	<b>91,722</b>	<b>89,179</b>
<b>Total liabilities and equity</b>	<b>1,687,883</b>	<b>1,617,173</b>

# Additional information

## Personnel expenses

Personnel expenses	Year-to-date	
	31.3.26	31.3.25
<i>USD m</i>	<b>31.3.26</b>	31.3.25
Salaries and variable compensation <sup>1</sup>	<b>5,461</b>	5,129
<i>of which: variable compensation – financial advisors<sup>2</sup></i>	<b>1,504</b>	1,409
Contractors	<b>25</b>	37
Social security	<b>314</b>	310
Post-employment benefit plans	<b>227</b>	257
Other personnel expenses	<b>179</b>	176
<b>Total personnel expenses</b>	<b>6,206</b>	5,910

<sup>1</sup> Includes role-based allowances. <sup>2</sup> Financial advisor compensation consists of cash compensation, determined using a formulaic approach based on production, and deferred awards. It also includes expenses related to compensation commitments with financial advisors entered into at the time of recruitment that are subject to vesting requirements.

## General and administrative expenses

General and administrative expenses	Year-to-date	
	31.3.26	31.3.25
<i>USD m</i>	<b>31.3.26</b>	31.3.25
Outsourcing costs	<b>133</b>	197
Technology costs	<b>198</b>	255
Consulting, legal and audit fees	<b>190</b>	257
Real estate and logistics costs	<b>184</b>	203
Market data services	<b>142</b>	152
Marketing and communication	<b>65</b>	76
Travel and entertainment	<b>69</b>	66
Litigation, regulatory and similar matters <sup>1</sup>	<b>145</b>	196
Other	<b>2,852</b>	2,676 <sup>2</sup>
<i>of which: shared services costs charged by UBS Group AG or its subsidiaries</i>	<b>2,570</b>	2,231
<b>Total general and administrative expenses</b>	<b>3,976</b>	4,077

<sup>1</sup> Reflects the net increase / (decrease) in provisions for litigation, regulatory and similar matters recognized in the income statement. Refer to "Litigation, regulatory and similar matters" in this section for more information. <sup>2</sup> Includes a USD 180m expense related to the payment to Swisscard for the sale of the Credit Suisse card portfolios to UBS AG. Refer to "Note 28 Changes in organization and acquisitions and disposals of subsidiaries and businesses" in the "Consolidated financial statements" section of the UBS AG Annual Report 2025 for more information.

## Expected credit loss measurement

### a) Credit loss expense / release

Total net credit loss expenses in the first quarter of 2026 were USD 64m, reflecting USD 77m net expenses related to performing positions and USD 13m net releases on credit-impaired positions.

Net expected credit loss expenses on the performing portfolio were mainly driven by post-model adjustments of USD 43m in the corporate lending portfolio, mainly in the Investment Bank, reflecting current macroeconomic and geopolitical uncertainty.

Net credit loss releases of USD 13m were recognized for credit-impaired positions and included a USD 157m release following the repayment of a corporate lending exposure, of which USD 85m was in Non-core and Legacy and USD 72m in the Investment Bank. The effect of this release was largely offset by net credit loss expenses primarily related to a small number of corporate counterparties across Personal & Corporate Banking, the Investment Bank, and Non-core and Legacy.

#### Credit loss expense / (release)

USD m	Performing positions	Credit-impaired positions	Total
	Stages 1 and 2	Stage 3	
<b>Year-to-date 31.3.26</b>			
Global Wealth Management	(4)	13	9
Personal & Corporate Banking	23	46	69
Asset Management	0	0	0
Investment Bank	59	3	61
Non-core and Legacy	0	(74)	(74)
Group Items	0	0	0
<b>Total</b>	<b>77</b>	<b>(13)</b>	<b>64</b>
<b>Year-to-date 31.3.25</b>			
Global Wealth Management	(7)	15	8
Personal & Corporate Banking	(8)	66	58
Asset Management	0	0	0
Investment Bank	(5)	54	49
Non-core and Legacy	0	10	10
Group Items	(1)	0	(1)
<b>Total</b>	<b>(21)</b>	<b>145</b>	<b>124</b>

## Expected credit loss measurement (continued)

### b) Changes to ECL models, scenarios and scenario weights

#### Scenarios and scenario weights

The expected credit loss (ECL) scenarios, along with their related macroeconomic factors and market data, were reviewed in light of the economic and political conditions prevailing in the first quarter of 2026 through a series of governance meetings, with input and feedback from UBS Risk and Finance experts across the business divisions and regions.

UBS kept the scenarios and scenario weights in line with those applied in the UBS Group fourth quarter 2025 report. All of the scenarios, including the asset price appreciation and the baseline scenarios, have been updated based on the latest macroeconomic forecasts as of 31 March 2026. The current scenario suite, together with the applied scenario weightings and the level of post-model adjustments, is deemed appropriate to sufficiently capture prevailing macroeconomic and geopolitical uncertainties. The assumptions on a calendar-year basis are included in the table below.

The baseline scenario was updated with the latest macroeconomic forecasts as of 31 March 2026. The scenario assumes that GDP growth in Switzerland will remain below trend, reflecting a subdued outlook driven by tariffs, a weakening labor market and negative spillovers from the Eurozone following the oil price shock. In the United States, labor market conditions will remain soft, while higher energy prices are adding to inflationary pressures and also increasing downside risks to growth.

The conflict in the Middle East has materially increased uncertainty around the global outlook. UBS is closely monitoring the current market situation, inflation and central banks' signals and will continue to carefully assess developments, potentially revisiting the narratives and shocks in the second quarter of 2026.

#### Comparison of shock factors

Key parameters	Baseline		
	2025	2026	2027
<b>Real GDP growth (annual percentage change)</b>			
US	2.1	2.2	2.1
Eurozone	1.5	0.8	1.2
Switzerland	1.3	1.1	1.1
<b>Unemployment rate (% , annual average)</b>			
US	4.2	4.5	4.5
Eurozone	6.3	6.3	6.3
Switzerland	2.8	3.1	3.1
<b>Fixed income: 10-year government bonds (% , Q4)</b>			
USD	4.2	4.4	4.5
EUR	2.9	3.1	3.2
CHF	0.3	0.4	0.5
<b>Real estate (annual percentage change, Q4)</b>			
US	1.3	1.6	2.8
Eurozone	3.8	4.2	4.3
Switzerland	3.8	2.5	2.0

#### Economic scenarios and weights applied

ECL scenario	Assigned weights in %		
	31.3.26	31.12.25	31.3.25
Asset price appreciation	5.0	5.0	5.0
Baseline	50.0	50.0	50.0
Moderate stagflationary crisis	30.0	30.0	0.0
Mild stagflationary crisis	0.0	0.0	30.0
Global crisis	0.0	0.0	15.0
Global trade war	15.0	15.0	0.0

## Expected credit loss measurement (continued)

### c) ECL-relevant balance sheet and off-balance sheet positions including ECL allowances and provisions

The following tables provide information about financial instruments and certain non-financial instruments that are subject to ECL requirements. For amortized-cost instruments, the carrying amount represents the maximum exposure to credit risk, taking into account the allowance for credit losses. Financial assets measured at fair value through other comprehensive income (FVOCI) are also subject to ECL; however, unlike amortized-cost instruments, the allowance for credit losses for FVOCI instruments does not reduce the carrying amount of these financial assets. Instead, the carrying amount of financial assets measured at FVOCI represents the maximum exposure to credit risk.

No purchased credit-impaired financial assets were recognized in the first quarter of 2026. Originated credit-impaired financial assets were not material and are not presented in the table below.

In addition to recognized financial assets, certain off-balance sheet financial instruments and other credit lines are also subject to ECL. The maximum exposure to credit risk for off-balance sheet financial instruments is calculated based on notional amounts.

#### ECL-relevant balance sheet and off-balance sheet positions

USD m	31.3.26								
	Carrying amount <sup>1</sup>				ECL allowances				
Financial instruments measured at amortized cost	Total	Stage 1	Stage 2	Stage 3	Total	Stage 1	Stage 2	Stage 3	
Cash and balances at central banks	225,456	225,434	23	0	(257)	0	(257)	0	
Amounts due from banks	19,874	19,667	207	0	(11)	(3)	(7)	0	
Receivables from securities financing transactions measured at amortized cost	87,566	87,566	0	0	(1)	(1)	0	0	
Cash collateral receivables on derivative instruments	50,624	50,624	0	0	0	0	0	0	
Loans and advances to customers	664,217	634,134	25,507	4,577	(3,138)	(362)	(283)	(2,493)	
<i>of which: Private clients with mortgages</i>	288,578	276,865	10,086	1,627	(147)	(40)	(25)	(82)	
<i>of which: Real estate financing</i>	93,228	86,888	6,028	311	(105)	(27)	(29)	(48)	
<i>of which: Large corporate clients</i>	26,962	23,282	3,136	544	(748)	(101)	(99)	(548)	
<i>of which: SME clients</i>	24,065	19,760	2,841	1,463	(1,486)	(96)	(89)	(1,301)	
<i>of which: Lombard</i>	168,132	167,829	0	304	(73)	(7)	0	(67)	
<i>of which: Credit cards</i>	2,436	1,874	514	48	(50)	(7)	(12)	(31)	
<i>of which: Commodity trade finance</i>	6,278	5,943	332	2	(120)	(8)	0	(112)	
<i>of which: Ship / aircraft financing</i>	8,930	7,861	987	82	(14)	(9)	(5)	0	
<i>of which: Consumer financing</i>	2,910	2,674	128	108	(173)	(27)	(26)	(120)	
Other financial assets measured at amortized cost	73,654	72,674	745	235	(121)	(33)	(9)	(79)	
<i>of which: Loans to financial advisors</i>	2,801	2,643	53	105	(34)	(4)	(1)	(29)	
<b>Total financial assets measured at amortized cost</b>	<b>1,121,392</b>	<b>1,090,098</b>	<b>26,482</b>	<b>4,812</b>	<b>(3,528)</b>	<b>(400)</b>	<b>(555)</b>	<b>(2,572)</b>	
Financial assets measured at fair value through other comprehensive income	13,749	13,749	0	0	0	0	0	0	
<b>Total on-balance sheet financial assets in scope of ECL requirements</b>	<b>1,135,156</b>	<b>1,103,863</b>	<b>26,482</b>	<b>4,812</b>	<b>(3,528)</b>	<b>(400)</b>	<b>(555)</b>	<b>(2,572)</b>	
		Notional exposure				ECL provisions			
<b>Off-balance sheet (in scope of ECL)</b>	<b>Total</b>	<b>Stage 1</b>	<b>Stage 2</b>	<b>Stage 3</b>	<b>Total</b>	<b>Stage 1</b>	<b>Stage 2</b>	<b>Stage 3</b>	
Guarantees	45,792	43,612	2,024	157	(77)	(15)	(23)	(39)	
<i>of which: Large corporate clients</i>	7,412	6,295	1,078	39	(20)	(7)	(6)	(7)	
<i>of which: SME clients</i>	3,360	2,892	375	93	(41)	(4)	(15)	(22)	
<i>of which: Financial intermediaries and hedge funds</i>	27,337	27,022	316	0	(1)	(1)	0	0	
<i>of which: Lombard</i>	3,409	3,383	0	25	(2)	0	0	(2)	
<i>of which: Commodity trade finance</i>	2,686	2,569	117	0	(1)	(1)	0	0	
Irrevocable loan commitments	80,685	76,394	3,981	310	(260)	(121)	(107)	(31)	
<i>of which: Large corporate clients</i>	47,180	43,587	3,383	210	(232)	(97)	(104)	(31)	
Forward starting reverse repurchase and securities borrowing agreements	15,234	15,234	0	0	0	0	0	0	
Committed unconditionally revocable credit lines	68,508	64,673	3,691	145	(68)	(48)	(20)	0	
<i>of which: Real estate financing</i>	6,521	5,402	1,119	0	(3)	(5)	2	0	
<i>of which: Large corporate clients</i>	9,871	8,852	1,018	1	(13)	(4)	(9)	0	
<i>of which: SME clients</i>	11,457	10,829	497	131	(32)	(24)	(8)	0	
<i>of which: Lombard</i>	12,475	12,475	0	0	0	0	0	0	
<i>of which: Credit cards</i>	12,954	12,341	609	4	(9)	(7)	(2)	0	
Irrevocable committed prolongation of existing loans	10,011	9,911	98	2	(4)	(4)	0	0	
<b>Total off-balance sheet financial instruments and other credit lines</b>	<b>220,230</b>	<b>209,824</b>	<b>9,793</b>	<b>613</b>	<b>(409)</b>	<b>(188)</b>	<b>(150)</b>	<b>(71)</b>	
<b>Total allowances and provisions</b>					<b>(3,937)</b>	<b>(589)</b>	<b>(705)</b>	<b>(2,643)</b>	

<sup>1</sup> The carrying amount of financial assets measured at amortized cost represents the total gross exposure net of the respective ECL allowances.



## Expected credit loss measurement (continued)

The table below provides information about the exposures subject to ECL and the ECL coverage ratio for UBS AG's core loan portfolios (i.e. *Loans and advances to customers* and *Loans to financial advisors*) and relevant off-balance sheet exposures. *Cash and balances at central banks, Amounts due from banks, Receivables from securities financing transactions, Cash collateral receivables on derivative instruments* and *Financial assets measured at fair value through other comprehensive income* are not included in the table below, due to their lower sensitivity to ECL.

ECL coverage ratios are calculated by dividing ECL allowances and provisions by the gross carrying amount of the corresponding on-balance sheet exposures or by the notional amount of the off-balance sheet exposures.

The overall coverage ratio for performing positions increased by 1 basis point to 11 basis points as of 31 March 2026. Compared with 31 December 2025, the coverage ratio for performing positions related to real estate lending (on-balance sheet) was unchanged at 3 basis points, and the coverage ratio for performing positions related to corporate lending (on-balance sheet) increased by 2 basis points to 78 basis points.

### Coverage ratios for core loan portfolio

On-balance sheet	Gross carrying amount (USD m)				ECL coverage (bps)				
	Total	Stage 1	Stage 2	Stage 3	Total	Stage 1	Stage 2	Stages 1&2	Stage 3
	31.3.26								
Private clients with mortgages	288,724	276,905	10,111	1,709	5	1	24	2	480
Real estate financing	93,332	86,915	6,058	359	11	3	49	6	1,339
Total real estate lending	382,057	363,820	16,169	2,068	7	2	34	3	629
Large corporate clients	27,710	23,383	3,234	1,092	270	43	305	75	5,021
SME clients	25,551	19,856	2,931	2,764	582	48	305	81	4,707
Total corporate lending	53,261	43,239	6,165	3,856	419	46	305	78	4,796
Lombard	168,206	167,835	0	370	4	0	211	0	1,804
Credit cards	2,486	1,881	526	79	200	37	233	80	3,881
Commodity trade finance	6,398	5,952	333	114	188	14	8	14	9,786
Ship / aircraft financing	8,944	7,870	992	82	16	11	50	16	0
Consumer financing	3,084	2,702	155	227	561	101	1,700	187	6,586
Other loans and advances to customers	42,921	41,197	1,450	274	52	10	0	9	5,655
Loans to financial advisors	2,834	2,646	54	134	119	14	146	17	2,180
Total other lending	234,873	230,084	3,509	1,280	29	4	117	6	4,240
<b>Total<sup>1</sup></b>	<b>670,190</b>	<b>637,143</b>	<b>25,843</b>	<b>7,205</b>	<b>47</b>	<b>6</b>	<b>110</b>	<b>10</b>	<b>3,501</b>
Off-balance sheet	Notional exposure (USD m)				ECL coverage (bps)				
	Total	Stage 1	Stage 2	Stage 3	Total	Stage 1	Stage 2	Stages 1&2	Stage 3
Private clients with mortgages	14,794	14,577	208	9	3	3	10	3	880
Real estate financing	8,667	7,536	1,130	0	7	12	0	7	73,021
Total real estate lending	23,460	22,114	1,338	9	5	6	0	4	1,093
Large corporate clients	64,688	58,919	5,520	250	41	18	216	35	1,446
SME clients	17,510	16,227	1,009	274	50	24	270	38	788
Total corporate lending	82,199	75,145	6,529	524	43	20	225	36	1,102
Lombard	17,073	17,048	0	25	3	2	0	2	658
Credit cards	12,954	12,341	609	4	7	6	34	7	0
Commodity trade finance	3,179	3,062	117	0	3	3	11	3	0
Ship / aircraft financing	1,551	1,410	141	0	12	1	116	12	0
Consumer financing	192	192	0	0	0	0	0	0	0
Financial intermediaries and hedge funds	28,884	28,368	516	0	1	1	8	1	0
Other off-balance sheet commitments	35,503	34,909	543	52	7	4	35	5	1,596
Total other lending	99,337	97,331	1,926	80	5	3	32	4	1,230
<b>Total<sup>2</sup></b>	<b>204,996</b>	<b>194,590</b>	<b>9,793</b>	<b>613</b>	<b>20</b>	<b>10</b>	<b>153</b>	<b>17</b>	<b>1,151</b>
<b>Total on- and off-balance sheet<sup>3</sup></b>	<b>875,187</b>	<b>831,733</b>	<b>35,636</b>	<b>7,818</b>	<b>41</b>	<b>7</b>	<b>122</b>	<b>11</b>	<b>3,318</b>

<sup>1</sup> Includes Loans and advances to customers and Loans to financial advisors, which are presented on the balance sheet line Other financial assets measured at amortized cost. <sup>2</sup> Excludes Forward starting reverse repurchase and securities borrowing agreements. <sup>3</sup> Includes on-balance sheet exposure, gross and off-balance sheet exposure (notional) and the related ECL coverage ratio (bps).

## Expected credit loss measurement (continued)

### Coverage ratios for core loan portfolio

31.12.25

On-balance sheet	Gross carrying amount (USD m)				ECL coverage (bps)				
	Total	Stage 1	Stage 2	Stage 3	Total	Stage 1	Stage 2	Stages 1&2	Stage 3
Private clients with mortgages	288,393	277,220	9,653	1,520	5	2	19	2	473
Real estate financing	93,145	87,676	5,337	132	7	3	57	6	936
Total real estate lending	381,538	364,896	14,991	1,651	5	2	32	3	510
Large corporate clients	27,973	23,263	2,984	1,726	361	50	315	80	4,625
SME clients	25,246	20,064	2,632	2,550	517	40	307	71	4,487
Total corporate lending	53,219	43,327	5,616	4,276	435	46	311	76	4,543
Lombard	165,466	164,896	169	401	8	0	0	0	3,107
Credit cards	2,456	1,867	513	76	197	37	234	80	3,867
Commodity trade finance	4,986	3,593	1,274	118	273	22	2	17	10,800
Ship / aircraft financing	8,771	7,618	1,033	119	20	12	77	20	0
Consumer financing	3,124	2,718	154	252	533	69	1,590	151	4,884
Other loans and advances to customers	42,437	40,351	1,809	278	52	9	17	9	6,530
Loans to financial advisors	2,750	2,571	54	125	125	12	141	15	2,431
Total other lending	229,989	223,614	5,006	1,370	33	4	97	6	4,504
<b>Total<sup>1</sup></b>	<b>664,747</b>	<b>631,837</b>	<b>25,612</b>	<b>7,298</b>	<b>49</b>	<b>6</b>	<b>106</b>	<b>10</b>	<b>3,623</b>

Off-balance sheet	Notional exposure (USD m)				ECL coverage (bps)				
	Total	Stage 1	Stage 2	Stage 3	Total	Stage 1	Stage 2	Stages 1&2	Stage 3
Private clients with mortgages	13,016	12,757	245	13	3	2	16	3	0
Real estate financing	7,743	6,591	1,051	101	7	13	0	7	0
Total real estate lending	20,758	19,348	1,296	114	4	6	0	4	0
Large corporate clients	68,798	63,753	4,860	184	31	17	173	28	1,403
SME clients	16,511	15,531	732	247	46	23	386	39	468
Total corporate lending	85,308	79,284	5,592	432	34	18	201	30	868
Lombard	65,395	65,298	64	33	2	0	0	0	2,151
Credit cards	12,943	12,361	578	4	7	6	34	7	0
Commodity trade finance	5,490	5,389	101	0	2	2	6	2	0
Ship / aircraft financing	1,968	1,770	198	0	11	2	89	11	0
Consumer financing	153	153	0	0	0	0	0	0	0
Financial intermediaries and hedge funds	37,709	37,307	401	0	1	1	5	1	0
Other off-balance sheet commitments	30,782	30,127	635	20	7	5	19	6	2,053
Total other lending	154,441	152,406	1,978	57	3	2	26	2	1,963
<b>Total<sup>2</sup></b>	<b>260,508</b>	<b>251,038</b>	<b>8,867</b>	<b>603</b>	<b>13</b>	<b>7</b>	<b>129</b>	<b>11</b>	<b>806</b>
<b>Total on- and off-balance sheet<sup>3</sup></b>	<b>925,254</b>	<b>882,875</b>	<b>34,479</b>	<b>7,900</b>	<b>39</b>	<b>6</b>	<b>112</b>	<b>10</b>	<b>3,408</b>

<sup>1</sup> Includes Loans and advances to customers and Loans to financial advisors, which are presented on the balance sheet line Other financial assets measured at amortized cost. <sup>2</sup> Excludes Forward starting reverse repurchase and securities borrowing agreements. <sup>3</sup> Includes on-balance sheet exposure, gross and off-balance sheet exposure (notional) and the related ECL coverage ratio (bps).

## Provisions and contingent liabilities

### a) Provisions

The table below presents an overview of total provisions.

#### Overview of total provisions

USD m	<b>31.3.26</b>	31.12.25
Provisions other than provisions for expected credit losses	<b>3,305</b>	3,217
Provisions for expected credit losses <sup>1</sup>	<b>409</b>	347
<b>Total provisions</b>	<b>3,713</b>	3,564

<sup>1</sup> Refer to "Expected credit loss measurement" in this section for more information about ECL provisions recognized for off-balance sheet financial instruments and credit lines.

## Provisions and contingent liabilities (continued)

The table below presents additional information for provisions other than provisions for expected credit losses.

### Additional information for provisions other than provisions for expected credit losses

<i>USD m</i>	Litigation, regulatory and similar matters <sup>1</sup>	Restructuring <sup>2</sup>	Real estate <sup>3</sup>	Other <sup>4</sup>	Total
<b>Balance as of 31 December 2025</b>	2,109	560	229	319	<b>3,217</b>
Increase in provisions recognized in the income statement	161	271	3	37	<b>473</b>
Release of provisions recognized in the income statement	(8)	(19)	(9)	(20)	<b>(56)</b>
Provisions used in conformity with designated purpose	(155)	(170)	(4)	(3)	<b>(333)</b>
Foreign currency translation and other movements	(5)	(6)	(9)	25	<b>5</b>
<b>Balance as of 31 March 2026</b>	<b>2,102</b>	<b>635</b>	<b>210</b>	<b>357</b>	<b>3,305</b>

<sup>1</sup> Consists of provisions for losses resulting from legal, liability and compliance risks. <sup>2</sup> Mainly includes USD 330m of personnel-related restructuring provisions as of 31 March 2026 (31 December 2025: USD 282m), USD 213m of provisions for onerous contracts related to real estate as of 31 March 2026 (31 December 2025: USD 229m) and USD 43m of restructuring provisions for onerous contracts related to technology as of 31 March 2026 (31 December 2025: USD 48m). <sup>3</sup> Mainly includes provisions for reinstatement costs with respect to leased properties. <sup>4</sup> Mainly includes provisions in relation to VAT, employee benefits and operational risks.

Information about provisions and contingent liabilities with respect to litigation, regulatory and similar matters, as a class, is included in part b). There are no material contingent liabilities associated with the other classes of provisions.

### b) Litigation, regulatory and similar matters

UBS operates in a legal and regulatory environment that exposes it to significant litigation and similar risks arising from disputes and regulatory proceedings. As a result, UBS is involved in various disputes and legal proceedings, including litigation, arbitration, and regulatory and criminal investigations. "UBS", "we" and "our", for purposes of this Note, refer to UBS AG and / or one or more of its subsidiaries, as applicable.

Such matters are subject to many uncertainties, and the outcome and the timing of resolution are often difficult to predict, particularly in the earlier stages of a case. There are also situations where UBS may enter into a settlement agreement. This may occur in order to avoid the expense, management distraction or reputational implications of continuing to contest liability, even for those matters for which UBS believes it should be exonerated. The uncertainties inherent in all such matters affect the amount and timing of any potential outflows for both matters with respect to which provisions have been established and other contingent liabilities. UBS makes provisions for such matters brought against it when, in the opinion of management after seeking legal advice, it is more likely than not that UBS has a present legal or constructive obligation as a result of past events, it is probable that an outflow of resources will be required, and the amount can be reliably estimated. Where these factors are otherwise satisfied, a provision may be established for claims that have not yet been asserted against UBS, but are nevertheless expected to be, based on UBS's experience with similar asserted claims. If any of those conditions is not met, such matters result in contingent liabilities. If the amount of an obligation cannot be reliably estimated, a liability exists that is not recognized even if an outflow of resources is probable. Accordingly, no provision is established even if the potential outflow of resources with respect to such matters could be significant. Developments relating to a matter that occur after the relevant reporting period, but prior to the issuance of financial information, which affect management's assessment of the provision for such matter (because, for example, the developments provide evidence of conditions that existed at the end of the reporting period), are adjusting events after the reporting period under IAS 10 and must be recognized in the financial information for the reporting period.

Specific litigation, regulatory and other matters are described below, including all such matters that management considers to be material and others that management believes to be of significance to UBS due to potential financial, reputational and other effects. The amount of damages claimed, the size of a transaction or other information is provided where available and appropriate in order to assist users in considering the magnitude of potential exposures. For additional disclosures relating to risks that may result in litigation, regulatory or similar matters disclosed in this section, refer to the "Risk factors" section of the UBS AG Annual Report 2025.

## Provisions and contingent liabilities (continued)

In the case of certain matters below, we state that we have established a provision, and for the other matters, we make no such statement. When we make this statement and we expect disclosure of the amount of a provision to prejudice seriously our position with other parties in the matter because it would reveal what UBS believes to be the probable and reliably estimable outflow, we do not disclose that amount. In some cases we are subject to confidentiality obligations that preclude such disclosure. With respect to the matters for which we do not state whether we have established a provision, either: (a) we have not established a provision; or (b) we have established a provision but expect disclosure of that fact to prejudice seriously our position with other parties in the matter because it would reveal the fact that UBS believes an outflow of resources to be probable and reliably estimable.

With respect to certain litigation, regulatory and similar matters for which we have established provisions, we are able to estimate the expected timing of outflows. However, the aggregate amount of the expected outflows for those matters for which we are able to estimate expected timing is immaterial relative to our current and expected levels of liquidity over the relevant time periods.

The aggregate amount provisioned for litigation, regulatory and similar matters as a class is disclosed in the "Provisions" table in part a) above. UBS provides below an estimate of the aggregate liability for its litigation, regulatory and similar matters as a class of contingent liabilities. Estimates of contingent liabilities are inherently imprecise and uncertain as these estimates require UBS to make speculative legal assessments as to claims and proceedings that involve unique fact patterns or novel legal theories, that have not yet been initiated or are at early stages of adjudication, or as to which alleged damages have not been quantified by the claimants. Taking into account these uncertainties and the other factors described herein, UBS estimates the future losses that could arise from litigation, regulatory and similar matters disclosed below for which an estimate is possible, that are not covered by existing provisions are in the range of USD 0bn to USD 1.7bn.

Litigation, regulatory and similar matters may also result in non-monetary penalties and consequences. Certain resolutions or convictions of a crime could have material consequences for UBS. Resolution of regulatory proceedings may require UBS to obtain waivers of regulatory disqualifications to maintain certain operations, may entitle regulatory authorities to limit, suspend or terminate licenses and regulatory authorizations, and may permit financial market utilities to limit, suspend or terminate UBS's participation in such utilities. Failure to obtain such waivers, or any limitation, suspension or termination of licenses, authorizations or participations, could have material consequences for UBS.

In May 2025, Credit Suisse Services AG entered into a plea agreement with the DOJ relating to legacy Credit Suisse accounts booked in Credit Suisse's Swiss booking center and a non-prosecution agreement relating to legacy Credit Suisse accounts booked in Credit Suisse's Singapore booking center. These agreements include ongoing obligations of UBS to provide information and cooperate with the DOJ.

### Provisions for litigation, regulatory and similar matters, by business division and in Group Items<sup>1</sup>

<i>USD m</i>	Global Wealth Management	Personal & Corporate Banking	Asset Management	Investment Bank	Non-core and Legacy <sup>2</sup>	Group Items	UBS AG
<b>Balance as of 31 December 2025</b>	317	16	0	283	1,302	191	<b>2,109</b>
Increase in provisions recognized in the income statement	25	3	0	4	128	1	<b>161</b>
Release of provisions recognized in the income statement	(8)	0	0	0	0	0	<b>(8)</b>
Provisions used in conformity with designated purpose	(13)	0	0	0	(142)	0	<b>(155)</b>
Foreign currency translation and other movements	(1)	0	0	(4)	0	0	<b>(5)</b>
<b>Balance as of 31 March 2026</b>	<b>320</b>	<b>19</b>	<b>0</b>	<b>282</b>	<b>1,288</b>	<b>192</b>	<b>2,102</b>

<sup>1</sup> Provisions, if any, for the matters described in items 1 and 7 of this disclosure are recorded in Global Wealth Management. Provisions, if any, for the matters described in items 3, 4, 5 and 6 of this disclosure are recorded in Non-core and Legacy. Provisions, if any, for the matters described in item 2 of this disclosure are allocated between the Investment Bank, Non-core and Legacy and Group Items. <sup>2</sup> Includes a provision for the estimated costs of UBS's ongoing obligations with the US Department of Justice as described in this section.

## Provisions and contingent liabilities (continued)

---

### 1. Madoff

In relation to the Bernard L. Madoff Investment Securities LLC (BMIS) investment fraud, UBS AG, UBS (Luxembourg) S.A. (now UBS Europe SE, Luxembourg branch) and certain other UBS subsidiaries were subject to inquiries by a number of regulators, including the Swiss Financial Market Supervisory Authority (FINMA) and the Luxembourg Commission de Surveillance du Secteur Financier. Those inquiries concerned two third-party funds established under Luxembourg law, substantially all assets of which were with BMIS, as well as certain funds established in offshore jurisdictions with either direct or indirect exposure to BMIS. These funds faced severe losses, and the Luxembourg funds are in liquidation. The documentation establishing both funds identifies UBS entities in various roles, including custodian, administrator, manager, distributor and promoter, and indicates that UBS employees served as board members.

In 2009 and 2010, the liquidators of the two Luxembourg funds filed claims against UBS entities, non-UBS entities and certain individuals, including current and former UBS employees, seeking amounts totaling approximately EUR 2.1bn, which includes amounts that the funds may be held liable to pay the trustee for the liquidation of BMIS (BMIS Trustee).

A large number of alleged beneficiaries have filed claims against UBS entities (and non-UBS entities) for purported losses relating to the Madoff fraud. The majority of these cases have been decided in favor of UBS or dismissed for want of prosecution.

In the US, the BMIS Trustee filed claims against UBS entities, among others, in relation to the two Luxembourg funds and one of the offshore funds. The total amount claimed against all defendants in these actions was not less than USD 2bn. In 2014, the US Supreme Court rejected the BMIS Trustee's motion for leave to appeal decisions, dismissing all claims against UBS defendants except those for the recovery of approximately USD 125m of payments alleged to be fraudulent conveyances and preference payments. Similar claims have been filed against Credit Suisse entities seeking to recover redemption payments. In 2016, the bankruptcy court dismissed these claims against the UBS entities and most of the Credit Suisse entities. In 2019, the Court of Appeals reversed the dismissal of the BMIS Trustee's remaining claims. The cases were remanded to the Bankruptcy Court for further proceedings.

### 2. Foreign exchange, LIBOR and benchmark rates, and other trading practices

*Foreign-exchange-related civil litigation:* Putative class actions have been filed since 2013 in US federal courts and in other jurisdictions against UBS, Credit Suisse and other banks on behalf of persons who engaged in foreign currency transactions with the defendant banks. While many of these cases have concluded, UBS and Credit Suisse continue to defend against several remaining matters. In one such case, Credit Suisse and UBS have entered into agreements to settle all claims in a putative class action in Israel. Credit Suisse's settlement received court approval and is final. UBS's settlement remains subject to court approval.

*LIBOR and other benchmark-related civil litigation:* A number of putative class actions and other actions are pending in the federal courts in New York against UBS and numerous other banks on behalf of parties who transacted in certain interest rate benchmark-based derivatives. Also pending in the US and in other jurisdictions are a number of other actions asserting losses related to various products whose interest rates were linked to LIBOR and other benchmarks, including adjustable rate mortgages, preferred and debt securities, bonds pledged as collateral, loans, depository accounts, investments and other interest-bearing instruments. The complaints alleged manipulation, through various means, of certain benchmark interest rates, including USD LIBOR, Yen LIBOR, EURIBOR, CHF LIBOR, and GBP LIBOR and seek unspecified compensatory and other damages under various legal theories. The CHF and GBP LIBOR actions have concluded.

## Provisions and contingent liabilities (continued)

---

Putative class actions were filed in US federal district courts and subsequently consolidated in the US District Court for the Southern District of New York (SDNY) relating to various transactions that referenced USD LIBOR. Following various rulings, one class action with respect to transactions in over-the-counter instruments and several actions brought by individual plaintiffs proceeded. In September 2025, the district court granted defendants' motion for summary judgment as to all remaining actions. Plaintiffs have appealed.

The Yen LIBOR/Euroyen TIBOR and EURIBOR actions have been dismissed. The plaintiffs have appealed the dismissals. In August 2025, the Second Circuit affirmed in part and reversed in part the district court's dismissal of the complaint in the EURIBOR action, returning the action to the district court.

*Credit default swap auction litigation:* In June 2021, Credit Suisse, along with other banks and entities, was named in a putative class action filed in federal court in New Mexico alleging manipulation of credit default swap (CDS) final auction prices. Defendants filed a motion to enforce a previous CDS class action settlement in the SDNY. In January 2024, the SDNY ruled that, to the extent claims in the New Mexico action arise from conduct prior to 30 June 2014, those claims are barred by the SDNY settlement. The plaintiffs appealed and, in May 2025, the Second Circuit affirmed the SDNY decision. Defendants filed a motion for judgment on the pleadings in December 2025.

With respect to additional matters and jurisdictions not encompassed by the settlements and orders referred to above, UBS's balance sheet at 31 March 2026 reflected a provision in an amount that UBS believes to be appropriate under the applicable accounting standard. As in the case of other matters for which we have established provisions, the future outflow of resources in respect of such matters cannot be determined with certainty based on currently available information and accordingly may ultimately prove to be substantially greater (or may be less) than the provision that we have recognized.

### 3. Mortgage-related matters

Credit Suisse affiliates are defendants in various civil litigation matters related to their roles as issuer, sponsor, depositor, underwriter and/or servicer of RMBS transactions. These cases currently include repurchase actions by RMBS trusts and/or trustees, in which plaintiffs generally allege breached representations and warranties in respect of mortgage loans and failure to repurchase such mortgage loans as required under the applicable agreements. The amounts disclosed below do not reflect actual realized plaintiff losses to date. Unless otherwise stated, these amounts reflect the original unpaid principal balance amounts as alleged in these actions.

DLJ Mortgage Capital, Inc. (DLJ) is a defendant in New York State court in four actions: An action brought by Asset Backed Securities Corporation Home Equity Loan Trust, Series 2006-HE7 alleges damages of not less than USD 374m. In December 2023, the trial court granted in part DLJ's motion to dismiss, dismissing with prejudice all notice-based claims. On appeal, the appellate court modified the trial court's dismissal in April 2025 to reinstate certain of plaintiff's notice-based claims and otherwise dismissed plaintiff's claims. Plaintiff has sought leave from the New York Court of Appeals to further appeal the dismissal of certain of its claims. An action by Home Equity Asset Trust, Series 2006-8, alleges damages of not less than USD 436m. An action by Home Equity Asset Trust 2007-2 alleges damages of not less than USD 495m. An action by CSMC Asset-Backed Trust 2007-NC1 does not allege a damages amount.

## Provisions and contingent liabilities (continued)

---

### 4. ATA litigation

Since November 2014, a series of lawsuits have been filed against a number of banks, including Credit Suisse, in the US District Court for the Eastern District of New York (EDNY) and the SDNY alleging claims under the United States Anti-Terrorism Act (ATA) and the Justice Against Sponsors of Terrorism Act. The plaintiffs in each of these lawsuits are, or are relatives of, victims of various terrorist attacks in Iraq and allege a conspiracy and/or aiding and abetting based on allegations that various international financial institutions, including the defendants, agreed to alter, falsify or omit information from payment messages that involved Iranian parties for the express purpose of concealing the Iranian parties' financial activities and transactions from detection by US authorities. The lawsuits allege that this conduct has made it possible for Iran to transfer funds to Hezbollah and other terrorist organizations actively engaged in harming US military personnel and civilians. In January 2023, the Second Circuit affirmed a September 2019 ruling by the EDNY granting defendants' motion to dismiss the first filed lawsuit. In October 2023, the US Supreme Court denied plaintiffs' petition for a writ of certiorari, and in September 2025 the EDNY denied plaintiffs' motion to vacate the judgment; the matter has concluded. Of the other seven cases, four are stayed, including one that was dismissed as to Credit Suisse and most of the bank defendants prior to entry of the stay, and in three cases defendants moved to dismiss plaintiffs' amended complaints. The SDNY dismissed two of these cases in April 2026; the dismissals may be appealed by plaintiffs.

### 5. Customer account matters

Several clients have alleged that a former relationship manager in Switzerland exceeded his investment authority, resulting in excessive concentrations of certain exposures and investment losses. Following investigations and criminal complaints, in February 2018, the former relationship manager was sentenced to five years in prison by the Geneva criminal court and ordered to pay damages of approximately USD 130m, a decision upheld on appeal.

Civil lawsuits have been initiated against Credit Suisse AG and / or certain affiliates in various jurisdictions, based on the findings established in the criminal proceedings against the former relationship manager.

In Singapore, in a now-concluded civil lawsuit, Credit Suisse Trust Limited was ordered to pay USD 461m, including interest and costs.

In Bermuda, in November 2025, the Judicial Committee of the Privy Council issued its final judgment on the appeal, denying Credit Suisse Life (Bermuda) Ltd.'s appeal on liability, but partially granting its appeal concerning the quantum of damages and directing the parties to recalculate damages.

In Switzerland, certain civil lawsuits have been commenced against Credit Suisse AG and UBS AG (as the successor of Credit Suisse AG) in the Court of First Instance of Geneva since March 2023.

### 6. ETN-related litigation

*XIV litigation:* Since March 2018, three class action complaints were filed in the SDNY on behalf of a putative class of purchasers of VelocityShares Daily Inverse VIX Short-Term Exchange Traded Notes linked to the S&P 500 VIX Short-Term Futures Index (XIV ETNs). The complaints have been consolidated and asserts claims against Credit Suisse for violations of various anti-fraud and anti-manipulation provisions of US securities laws arising from a decline in the value of XIV ETNs in February 2018. On appeal from an order of the SDNY dismissing all claims, the Second Circuit issued an order that reinstated a portion of the claims. In decisions in March 2023 and February 2025, the court granted class certification for two of the three classes proposed by plaintiffs and denied class certification of the third proposed class.

## Provisions and contingent liabilities (continued)

### 7. Credit Suisse anti-money laundering matters

In December 2020, the Swiss Office of the Attorney General brought charges against Credit Suisse AG and other parties concerning the diligence and controls applied to a historical relationship with Bulgarian former clients who are alleged to have laundered funds through Credit Suisse AG accounts. In June 2022, following a trial, Credit Suisse AG was convicted in the Swiss Federal Criminal Court of certain historical organizational inadequacies in its anti-money-laundering framework and ordered to pay a fine of CHF 2m. In addition, the court seized certain client assets in the amount of approximately CHF 12m and ordered Credit Suisse AG to pay a compensatory claim in the amount of approximately CHF 19m. Credit Suisse AG appealed the decision to the Chamber of Appeals of the Swiss Federal Criminal Court (Chamber of Appeals). Following the merger of UBS AG and Credit Suisse AG, UBS AG confirmed the appeal. In November 2024, the Chamber of Appeals acquitted UBS AG and annulled the fine and compensatory claim ordered by the first instance court. Subsequently, the Office of the Attorney General has appealed the judgment to the Swiss Federal Supreme Court. UBS has also appealed, limited to the issue of whether a successor entity by merger can be criminally liable for acts of the predecessor entity. In July 2025, the Swiss Federal Supreme Court remanded the case back to the Chamber of Appeals for a full and reasoned judgment. In March 2026, the Chamber of Appeals issued a judgment again acquitting UBS AG. This judgment may be appealed by the parties to the Swiss Federal Supreme Court. Separately, in November 2025, the Swiss Office of the Attorney General filed criminal charges against UBS Group and UBS AG, as the successors to Credit Suisse Group AG and Credit Suisse AG, respectively, alleging that Credit Suisse failed to maintain appropriate controls to detect and prevent money laundering in connection with certain payments from accounts at Credit Suisse by parties associated with Mozambique state enterprises for which Credit Suisse arranged loan financing between 2013 and 2016. In April 2026, the court dismissed the proceedings, finding criminal liability could not be transferred from Credit Suisse Group AG and Credit Suisse AG to UBS Group AG and UBS AG. The Attorney General has appealed.

## Currency translation rates

The following table shows the rates of the main currencies used to translate the financial information of UBS AG's operations with a functional currency other than the US dollar into US dollars.

### Currency translation rates

	Closing exchange rate			Average rate <sup>1</sup>		
	As of			For the quarter ended		
	<b>31.3.26</b>	31.12.25	31.3.25	<b>31.3.26</b>	31.12.25	31.3.25
1 CHF	<b>1.25</b>	1.26	1.13	<b>1.28</b>	1.25	1.11
1 EUR	<b>1.16</b>	1.17	1.08	<b>1.17</b>	1.16	1.05
1 GBP	<b>1.32</b>	1.35	1.29	<b>1.35</b>	1.33	1.26
100 JPY	<b>0.63</b>	0.64	0.67	<b>0.63</b>	0.64	0.66

<sup>1</sup> Monthly income statement items of operations with a functional currency other than the US dollar are translated into US dollars using month-end rates. Disclosed average rates for a quarter represent an average of three month-end rates, weighted according to the income and expense volumes of all operations of UBS AG with the same functional currency for each month. Weighted-average rates for individual business divisions may deviate from the weighted-average rates for UBS AG.

# Appendix

## Alternative performance measures

An alternative performance measure (an APM) is a financial measure of historical or future financial performance, financial position or cash flows other than a financial measure defined or specified in the applicable recognized accounting standards or in other applicable regulations. A number of APMs are reported in the discussion of the financial and operating performance of the external reports (annual, quarterly and other reports). APMs are used to provide a more complete picture of operating performance and to reflect management's view of the fundamental drivers of the business results. The table below indicates where an APM also qualifies as non-GAAP measure as defined by US Securities and Exchange Commission (SEC) regulations. A definition of each APM, and non-GAAP measure as applicable, the method used to calculate it and the information content are presented in alphabetical order in the table below.

APM / non-GAAP label	Calculation	Information content / usefulness
<b>Cost / income ratio (%)</b>	Calculated as operating expenses divided by total revenues.	This measure provides information about the efficiency of the business by comparing operating expenses with total revenues.
<b>Cost / income ratio (underlying) (%) (non-GAAP measure)</b>	Calculated as operating expenses (underlying) (as defined below) divided by total revenues (underlying) (as defined below).	This measure provides information about the efficiency of the business by comparing operating expenses with total revenues, while excluding items that management believes are not representative of the underlying performance of the businesses.
<b>Cost of credit risk (bps)</b>	Calculated as total credit loss expense / (release) (annualized for reporting periods shorter than 12 months) divided by the average balance of lending assets for the reporting period, expressed in basis points. Lending assets include the gross amounts of Amounts due from banks and Loans and advances to customers.	This measure provides information about the total credit loss expense / (release) incurred in relation to the average balance of gross lending assets for the period.
<b>Credit-impaired lending assets as a percentage of total lending assets, gross (%)</b>	Calculated as credit-impaired lending assets divided by total lending assets. Lending assets includes the gross amounts of Amounts due from banks and Loans and advances to customers. Credit-impaired lending assets refers to the sum of stage 3 and purchased credit-impaired positions.	This measure provides information about the proportion of credit-impaired lending assets in the overall portfolio of gross lending assets.
<b>Credit-impaired loan portfolio as a percentage of total loan portfolio, gross (%)</b> – Global Wealth Management, Personal & Corporate Banking	Calculated as credit-impaired loan portfolio divided by total gross loan portfolio.	This measure provides information about the proportion of the credit-impaired loan portfolio in the total gross loan portfolio.
<b>Customer deposit volumes (USD)</b> – Global Wealth Management (non-GAAP measure)	Calculated as the sum of customer deposits and brokerage payables.	This measure provides information about the volume of customer deposits in Global Wealth Management.
<b>Fee-generating assets (USD)</b> – Global Wealth Management	Calculated as the sum of discretionary and non-discretionary wealth management portfolios (mandate volume) and assets where generated revenues are predominantly of a recurring nature, i.e. mainly investment, mutual, hedge and private-market funds where we have a distribution agreement, including client commitments into closed-ended private-market funds from the date that recurring fees are charged. Assets related to our Global Financial Intermediaries business are excluded, as are assets of sanctioned clients.	This measure provides information about the volume of invested assets that create a revenue stream, whether as a result of the nature of the contractual relationship with clients or through the fee structure of the asset. An increase in the level of fee-generating assets results in an increase in the associated revenue stream. Assets of sanctioned clients are excluded from fee-generating assets.
<b>Gross margin on invested assets (bps)</b> – Asset Management	Calculated as total revenues (annualized for reporting periods shorter than 12 months) divided by average invested assets.	This measure provides information about the total revenues of the business in relation to invested assets.

APM / non-GAAP label	Calculation	Information content / usefulness
<b>Integration-related expenses (USD) (non-GAAP measure)</b>	Generally include costs of internal staff and contractors substantially dedicated to integration activities, retention awards, redundancy costs, incremental expenses from the shortening of useful lives of property, equipment and software, and impairment charges relating to these assets. Classification as integration-related expenses does not affect the timing of recognition and measurement of those expenses or the presentation thereof in the income statement. Integration-related expenses incurred by Credit Suisse also included expenses associated with restructuring programs that existed prior to the acquisition.	This measure provides information about expenses that are temporary, incremental and directly related to the integration of Credit Suisse into UBS.
<b>Invested assets (USD and CHF)</b>	Calculated as the sum of managed fund assets, managed institutional assets, discretionary and advisory wealth management portfolios, fiduciary deposits, time deposits, savings accounts, and wealth management securities or brokerage accounts.	This measure provides information about the volume of client assets managed by or deposited with UBS for investment purposes.
<b>Loan volumes (USD) – Global Wealth Management (non-GAAP measure)</b>	Calculated as loans and advances to customers and brokerage receivables, gross of expected credit losses.	This measure provides information about the loan volumes in Global Wealth Management.
<b>Net interest income (underlying) (USD) – Global Wealth Management, Personal &amp; Corporate Banking (non-GAAP measure)</b>	Calculated by adjusting net interest income as reported in accordance with IFRS Accounting Standards for items that management believes are not representative of the underlying performance of the businesses.	This measure provides information about the amount of net interest income, while excluding items that management believes are not representative of the underlying performance of the businesses.
<b>Net interest margin (bps) – Personal &amp; Corporate Banking</b>	Calculated as net interest income (annualized for reporting periods shorter than 12 months) divided by average loans.	This measure provides information about the profitability of the business by calculating the difference between the interest charged for lending and the associated cost of funding, relative to loan value.
<b>Net management fees (USD) – Asset Management (non-GAAP measure)</b>	Calculated as the total of transaction fees, fund administration revenues (including net interest and trading income from lending activities and foreign-exchange hedging as part of the fund services offering), distribution fees, incremental fund-related expenses, gains or losses from seed money and co-investments, funding costs, the negative pass-through impact of third-party performance fees, and other items that are not Asset Management's performance fees.	This measure provides information about the amount of net management fees earned through managing client assets.
<b>Net new assets (USD) – Global Wealth Management</b>	Calculated as the net amount of inflows and outflows of invested assets (as defined in UBS policy) recorded during a specific period, plus interest and dividends. Excluded from the calculation are movements due to market performance, foreign exchange translation, fees, and the effects on invested assets of strategic decisions by UBS to exit markets or cease offering services in a particular location, or those resulting from new externally imposed regulations.	This measure provides information about the development of invested assets during a specific period as a result of net new asset flows, plus the effect of interest and dividends.
<b>Net new assets growth rate (%) – Global Wealth Management</b>	Calculated as the net amount of inflows and outflows of invested assets (as defined in UBS policy) recorded during a specific period (annualized for reporting periods shorter than 12 months), plus interest and dividends, divided by total invested assets at the beginning of the period.	This measure provides information about the growth of invested assets during a specific period as a result of net new asset flows.
<b>Net new deposit volumes (USD) – Global Wealth Management (non-GAAP measure)</b>	Calculated as the net amount of inflows and outflows of deposit volumes recorded during a specific period. Deposits include customer deposits and customer brokerage payables. Excluded from the calculation are movements due to fair value measurement, foreign exchange translation, accrued interest and fees, as well as the effects on customer deposits of strategic decisions by UBS to exit markets or cease offering services in a particular location, or those resulting from new externally imposed regulations.	This measure provides information about the development of deposits during a specific period as a result of net new deposit flows.

APM / non-GAAP label	Calculation	Information content / usefulness
<b>Net new deposits (USD and CHF)</b> – Personal & Corporate Banking	Calculated as the net amount of inflows and outflows of customer deposits recorded during a specific period. Excluded from the calculation are movements due to fair value measurement, foreign exchange translation, accrued interest and fees, as well as the effects on customer deposits of strategic decisions by UBS to exit markets or cease offering services in a particular location, or those resulting from new externally imposed regulations.	This measure provides information about the development of deposits during a specific period as a result of net new deposit flows.
<b>Net new fee-generating assets (USD)</b> – Global Wealth Management	Calculated as the net amount of fee-generating asset inflows and outflows, including dividend and interest inflows into mandates and outflows from mandate fees paid by clients during a specific period. Excluded from the calculation are the effects on fee-generating assets of strategic decisions by UBS to exit markets or cease offering services in a particular location, or those resulting from new externally imposed regulations.	This measure provides information about the development of fee-generating assets during a specific period as a result of net flows, excluding movements due to market performance and foreign exchange translation, as well as the effects on fee-generating assets of strategic decisions by UBS to exit markets or cease offering services in a particular location, or those resulting from new externally imposed regulations.
<b>Net new loan volumes (USD)</b> – Global Wealth Management (non-GAAP measure)	Calculated as the net amount of originations, drawdowns and repayments of loan volumes recorded during a specific period. Loan volumes include loans and advances to customers and customer brokerage receivables. Excluded from the calculation are allowances, movements due to fair value measurement and foreign exchange translation, as well as the effects on loans and advances to customers of strategic decisions by UBS to exit markets or cease offering services in a particular location, or those resulting from new externally imposed regulations.	This measure provides information about the development of loan volumes during a specific period as a result of net new loan volumes.
<b>Net new loans (USD and CHF)</b> – Personal & Corporate Banking	Calculated as the net amount of originations, drawdowns and repayments of loans and advances to customers recorded during a specific period. Excluded from the calculation are allowances, movements due to fair value measurement and foreign exchange translation, as well as the effects on loans and advances to customers of strategic decisions by UBS to exit markets or cease offering services in a particular location, or those resulting from new externally imposed regulations.	This measure provides information about the development of loans during a specific period as a result of net new loans.
<b>Net new money (USD)</b> – Global Wealth Management, Asset Management	Calculated as the net amount of inflows and outflows of invested assets (as defined in UBS policy) recorded during a specific period. Excluded from the calculation are movements due to market performance, foreign exchange translation, dividends, interest and fees, as well as the effects on invested assets of strategic decisions by UBS to exit markets or cease offering services in a particular location, or those resulting from new externally imposed regulations. Net new money is not measured for Personal & Corporate Banking.	This measure provides information about the development of invested assets during a specific period as a result of net new money flows.
<b>Net profit growth (%)</b>	Calculated as the change in net profit attributable to shareholders from continuing operations between current and comparison periods divided by net profit attributable to shareholders from continuing operations of the comparison period.	This measure provides information about profit growth since the comparison period.
<b>Operating expenses (underlying) (USD)</b> (non-GAAP measure)	Calculated by adjusting operating expenses as reported in accordance with IFRS Accounting Standards for items that management believes are not representative of the underlying performance of the businesses.	This measure provides information about the amount of operating expenses, while excluding items that management believes are not representative of the underlying performance of the businesses.
<b>Operating profit / (loss) before tax (underlying) (USD)</b> (non-GAAP measure)	Calculated by adjusting operating profit / (loss) before tax as reported in accordance with IFRS Accounting Standards for items that management believes are not representative of the underlying performance of the businesses.	This measure provides information about the amount of operating profit / (loss) before tax, while excluding items that management believes are not representative of the underlying performance of the businesses.
<b>Other revenues (USD and CHF)</b> – Global Wealth Management, Personal & Corporate Banking (non-GAAP measure)	Calculated by including other income as reported in accordance with IFRS Accounting Standards, profit or loss related to non-client derivative instruments and profit or loss related to equity investments measured at fair value through profit or loss.	This measure provides information about residual business division revenues, after deduction of net interest income, recurring net fee income and transaction-based income.

APM / non-GAAP label	Calculation	Information content / usefulness
<b>Other revenues (underlying) (USD and CHF)</b> – Global Wealth Management, Personal & Corporate Banking (non-GAAP measure)	Calculated by adjusting other revenues for items that management believes are not representative of the underlying performance of the businesses.	This measure provides information about the amount of other revenues, while excluding items that management believes are not representative of the underlying performance of the businesses.
<b>Pre-tax profit growth (%)</b> – Global Wealth Management, Personal & Corporate Banking, Asset Management, the Investment Bank	Calculated as the change in net profit before tax attributable to shareholders from continuing operations between current and comparison periods divided by net profit before tax attributable to shareholders from continuing operations of the comparison period.	This measure provides information about pre-tax profit growth since the comparison period.
<b>Pre-tax profit growth (underlying) (%)</b> – Global Wealth Management, Personal & Corporate Banking, Asset Management, the Investment Bank (non-GAAP measure)	Calculated as the change in underlying net profit before tax attributable to shareholders from continuing operations between current and comparison periods divided by underlying net profit before tax attributable to shareholders from continuing operations of the comparison period. Underlying net profit before tax attributable to shareholders from continuing operations excludes items that management believes are not representative of the underlying performance of the businesses and also excludes related tax impact.	This measure provides information about pre-tax profit growth since the comparison period, while excluding items that management believes are not representative of the underlying performance of the businesses.
<b>Recurring net fee income (USD and CHF)</b> – Personal & Corporate Banking (non-GAAP measure)	Calculated as the total of fees for services provided on an ongoing basis, such as portfolio management fees, asset-based investment fund fees and custody fees, which are generated on client assets, and administrative fees for accounts.	This measure provides information about the amount of recurring net fee income.
<b>Return on attributed equity (%)</b> – Global Wealth Management, Personal & Corporate Banking, Asset Management, the Investment Bank	Calculated as business division operating profit before tax (annualized for reporting periods shorter than 12 months) divided by average attributed equity.	This measure provides information about the profitability of the business divisions in relation to attributed equity.
<b>Return on attributed equity (underlying) (%) (non-GAAP measure)</b>	Calculated as underlying business division operating profit before tax (annualized for reporting periods shorter than 12 months) (as defined above) divided by average attributed equity.	This measure provides information about the profitability of the business divisions in relation to attributed equity, while excluding items that management believes are not representative of the underlying performance of the businesses.
<b>Return on common equity tier 1 capital (%)</b>	Calculated as net profit attributable to shareholders (annualized for reporting periods shorter than 12 months) divided by average common equity tier 1 capital.	This measure provides information about the profitability of the business in relation to common equity tier 1 capital.
<b>Return on common equity tier 1 capital (underlying) (%) (non-GAAP measure)</b>	Calculated as underlying net profit attributable to shareholders (annualized for reporting periods shorter than 12 months) divided by average common equity tier 1 capital. Underlying net profit attributable to shareholders excludes items that management believes are not representative of the underlying performance of the businesses and also excludes related tax impact.	This measure provides information about the profitability of the business in relation to common equity tier 1 capital, while excluding items that management believes are not representative of the underlying performance of the businesses.
<b>Return on equity (%)</b>	Calculated as net profit attributable to shareholders (annualized for reporting periods shorter than 12 months) divided by average equity attributable to shareholders.	This measure provides information about the profitability of the business in relation to equity.
<b>Return on tangible equity (%)</b>	Calculated as net profit attributable to shareholders (annualized for reporting periods shorter than 12 months) divided by average equity attributable to shareholders less average goodwill and intangible assets.	This measure provides information about the profitability of the business in relation to tangible equity.
<b>Return on tangible equity (underlying) (%) (non-GAAP measure)</b>	Calculated as underlying net profit attributable to shareholders (annualized for reporting periods shorter than 12 months) divided by average equity attributable to shareholders less average goodwill and intangible assets. Underlying net profit attributable to shareholders excludes items that management believes are not representative of the underlying performance of the businesses and also excludes related tax impact.	This measure provides information about the profitability of the business in relation to tangible equity, while excluding items that management believes are not representative of the underlying performance of the businesses.

APM / non-GAAP label	Calculation	Information content / usefulness
<b>Tangible book value per share (USD)</b>	Calculated as equity attributable to shareholders less goodwill and intangible assets divided by the number of shares outstanding.	This measure provides information about tangible net assets on a per-share basis.
<b>Total book value per share (USD)</b>	Calculated as equity attributable to shareholders divided by the number of shares outstanding.	This measure provides information about net assets on a per-share basis.
<b>Total revenues (underlying) (USD) (non-GAAP measure)</b>	Calculated by adjusting total revenues as reported in accordance with IFRS Accounting Standards for items that management believes are not representative of the underlying performance of the businesses.	This measure provides information about the amount of total revenues, while excluding items that management believes are not representative of the underlying performance of the businesses.
<b>Transaction-based income (USD and CHF) – Global Wealth Management, Personal &amp; Corporate Banking (non-GAAP measure)</b>	Calculated as the total of the non-recurring portion of net fee and commission income, mainly composed of brokerage and transaction-based investment fund fees, and credit card fees, as well as fees for payment and foreign-exchange transactions, together with other net income from financial instruments measured at fair value through profit or loss.	This measure provides information about the amount of the non-recurring portion of net fee and commission income, together with other net income from financial instruments measured at fair value through profit or loss.
<b>Transaction-based income (underlying) (USD and CHF) – Global Wealth Management, Personal &amp; Corporate Banking (non-GAAP measure)</b>	Calculated by adjusting transaction-based income for items that management believes are not representative of the underlying performance of the businesses.	This measure provides information about the amount of transaction-based income, while excluding items that management believes are not representative of the underlying performance of the businesses.

This is a general list of the APMs and non-GAAP measures used in our financial reporting. Not all of the above-listed measures may appear in this particular report.

## Abbreviations frequently used in our financial reports

<b>A</b>		CRO	Chief Risk Officer	FRTB	Fundamental Review of the Trading Book
ABS	asset-backed securities	CST	combined stress test	FSB	Financial Stability Board
AG	Aktiengesellschaft	CUSIP	Committee on Uniform Security Identification Procedures	FTA	Swiss Federal Tax Administration
AGM	Annual General Meeting of shareholders	CVA	credit valuation adjustment	FVA	funding valuation adjustment
AI	artificial intelligence			FVOCI	fair value through other comprehensive income
A-IRB	advanced internal ratings-based	<b>D</b>		FVTPL	fair value through profit or loss
ALCO	Asset and Liability Committee	DBO	defined benefit obligation	FX	foreign exchange
AMA	advanced measurement approach	DCCP	Deferred Contingent Capital Plan		
AML	anti-money laundering	DFAST	Dodd–Frank Act Stress Test	<b>G</b>	
AoA	Articles of Association	DisO-FINMA	FINMA Ordinance on the Disclosure Obligations of Banks and Securities Firms	GAAP	generally accepted accounting principles
APM	alternative performance measure	DM	discount margin	GBP	pound sterling
ARR	alternative reference rate	DOJ	US Department of Justice	GDP	gross domestic product
ARS	auction rate securities	DTA	deferred tax asset	GEB	Group Executive Board
ASF	available stable funding	DVA	debit valuation adjustment	GHG	greenhouse gas
AT1	additional tier 1			GCORC	Group Compliance and Operational Risk Control
AuM	assets under management	<b>E</b>		GRI	Global Reporting Initiative
<b>B</b>		EAD	exposure at default	G-SIB	global systemically important bank
BCBS	Basel Committee on Banking Supervision	EB	Executive Board		
BIS	Bank for International Settlements	EC	European Commission	<b>H</b>	
BoD	Board of Directors	ECB	European Central Bank	HQLA	high-quality liquid assets
		ECL	expected credit loss	<b>I</b>	
<b>C</b>		EGM	Extraordinary General Meeting of shareholders	IAS	International Accounting Standards
CAO	Capital Adequacy Ordinance	EIR	effective interest rate	IASB	International Accounting Standards Board
CCAR	Comprehensive Capital Analysis and Review	EL	expected loss	IBOR	interbank offered rate
CCF	credit conversion factor	EMEA	Europe, Middle East and Africa	IFRIC	International Financial Reporting Interpretations Committee
CCP	central counterparty	EOP	Equity Ownership Plan	IFRS	accounting standards issued by the IASB
CCR	counterparty credit risk	EPS	earnings per share	Accounting Standards	
CCRC	Corporate Culture and Responsibility Committee	ESG	environmental, social and governance	IRB	internal ratings-based
CDS	credit default swap	ETD	exchange-traded derivatives	IRRBB	interest rate risk in the banking book
CEO	Chief Executive Officer	ETF	exchange-traded fund	ISDA	International Swaps and Derivatives Association
CET1	common equity tier 1	EU	European Union	ISIN	International Securities Identification Number
CFO	Chief Financial Officer	EUR	euro		
CGU	cash-generating unit	EURIBOR	Euro Interbank Offered Rate		
CHF	Swiss franc	EVE	economic value of equity		
CIO	Chief Investment Office	EY	Ernst & Young Ltd		
CORC	Compliance and Operational Risk Control	<b>F</b>			
CRM	credit risk mitigation	FCA	UK Financial Conduct Authority		
		FDIC	Federal Deposit Insurance Corporation		
		FINMA	Swiss Financial Market Supervisory Authority		
		FMIA	Swiss Financial Market Infrastructure Act		

## Abbreviations frequently used in our financial reports (continued)

<b>K</b>		<b>R</b>		<b>T</b>	
KRT	Key Risk Taker	RBC	risk-based capital	TBTF	too big to fail
		RbM	risk-based monitoring	TCFD	Task Force on Climate-related Financial Disclosures
<b>L</b>		REIT	real estate investment trust	TIBOR	Tokyo Interbank Offered Rate
LAS	liquidity-adjusted stress	RMBS	residential mortgage-backed securities	TLAC	total loss-absorbing capacity
LCR	liquidity coverage ratio	RniV	risks not in VaR	TTC	through the cycle
LGD	loss given default	RoCET1	return on CET1 capital		
LIBOR	London Interbank Offered Rate	RoU	right-of-use	<b>U</b>	
LLC	limited liability company	rTSR	relative total shareholder return	USD	US dollar
LoD	lines of defense	RWA	risk-weighted assets	<b>V</b>	
LRD	leverage ratio denominator	<b>S</b>		VaR	value-at-risk
LTIP	Long-Term Incentive Plan	SA	standardized approach or société anonyme	VAT	value-added tax
LTV	loan-to-value	SA-CCR	standardized approach for counterparty credit risk		
<b>M</b>		SAR	Special Administrative Region of the People's Republic of China		
M&A	mergers and acquisitions	SDG	Sustainable Development Goal		
MRT	Material Risk Taker	SEC	US Securities and Exchange Commission		
<b>N</b>		SFT	securities financing transaction		
NII	net interest income	SIBOR	Singapore Interbank Offered Rate		
NSFR	net stable funding ratio	SICR	significant increase in credit risk		
NYSE	New York Stock Exchange	SIX	SIX Swiss Exchange		
<b>O</b>		SME	small and medium-sized entities		
OCA	own credit adjustment	SMF	Senior Management Function		
OCI	other comprehensive income	SNB	Swiss National Bank		
OECD	Organisation for Economic Co-operation and Development	SOR	Singapore Swap Offer Rate		
OTC	over-the-counter	SPPI	solely payments of principal and interest		
<b>P</b>		SRB	systemically relevant bank		
PCI	purchased credit impaired	SVaR	stressed value-at-risk		
PD	probability of default				
PIT	point in time				
PPA	purchase price allocation				
<b>Q</b>					
QCCP	qualifying central counterparty				

This is a general list of the abbreviations frequently used in our financial reporting. Not all of the listed abbreviations may appear in this particular report.

# Information sources

## Reporting publications

### Annual publications

*UBS AG Annual Report*: Published in English, this report provides descriptions of: our businesses, the performance of UBS AG (consolidated); the performance of the business divisions and Group functions; risk, treasury and capital management; corporate governance; and financial information, including the financial statements.

*Compensation Report*: This report discusses the compensation framework and provides information about compensation for the Board of Directors and the Group Executive Board members. It is available in English and German (“*Vergütungsbericht*”) and represents a component of the UBS Group Annual Report.

*Sustainability Report*: Published in English, the UBS Group Sustainability Report provides disclosures on environmental, social and governance (ESG) topics.

### Quarterly publications

*Quarterly financial report*: This report provides an update on performance and strategy (where applicable) for the respective quarter. It is available in English.

The annual and quarterly publications are available in .pdf and online formats at [ubs.com/investors](https://ubs.com/investors), under “Financial information”. Printed copies, in any language, of the aforementioned annual publications are no longer provided.

## Other information

### Website

The “Investor Relations” website at [ubs.com/investors](https://ubs.com/investors) provides the following information about UBS: results-related news releases; financial information, including results-related filings with the US Securities and Exchange Commission (the SEC); information for shareholders, including UBS dividend and share repurchase program information, and for bondholders, including rating agencies reports; the corporate calendar; and presentations by management for investors and financial analysts. Information is available online in English, with some information also available in German.

### Results presentations

Quarterly results presentations are webcast live. Recordings of most presentations can be downloaded from [ubs.com/presentations](https://ubs.com/presentations).

### Messaging service

Email alerts to news about UBS can be subscribed for under “UBS News Alert” at [ubs.com/global/en/investor-relations/contact/investor-services.html](https://ubs.com/global/en/investor-relations/contact/investor-services.html). Messages are sent in English, German, French or Italian, with an option to select theme preferences for such alerts.

### Form 20-F and other submissions to the US Securities and Exchange Commission

UBS files periodic reports with and submits other information to the SEC. Principal among these filings is the annual report on Form 20-F, filed pursuant to the US Securities Exchange Act of 1934. The filing of Form 20-F is structured as a wraparound document. Most sections of the filing can be satisfied by referring to the UBS AG Annual Report. However, there is a small amount of additional information in Form 20-F that is not presented elsewhere and is particularly targeted at readers in the US. Readers are encouraged to refer to this additional disclosure. Any document that is filed with the SEC is available on the SEC’s website: [sec.gov](https://sec.gov). Refer to [ubs.com/investors](https://ubs.com/investors) for more information.

**Cautionary statement regarding forward-looking statements** | This report contains statements that constitute “forward-looking statements”, including but not limited to management’s outlook for UBS’s financial performance, statements relating to the anticipated effect of transactions and strategic initiatives on UBS’s business and future development and goals. While these forward-looking statements represent UBS’s judgments, expectations and objectives concerning the matters described, a number of risks, uncertainties and other important factors could cause actual developments and results to differ materially from UBS’s expectations. In particular, the global economy may suffer significant adverse effects from increasing political tensions between world powers, changes to international trade policies, including those related to tariffs and trade barriers, and evolving armed conflicts. UBS’s acquisition of the Credit Suisse Group materially changed its outlook and strategic direction and introduced new operational challenges. The integration of the Credit Suisse entities into the UBS structure is expected to continue through 2026 and presents significant operational and execution risk, including the risks that UBS may be unable to achieve the cost reductions and business benefits contemplated by the transaction, that it may incur higher costs to execute the integration of Credit Suisse and that the acquired business may have greater risks or liabilities, including those related to litigation, than expected. In response to the failure of Credit Suisse, Switzerland has amended its Capital Adequacy Ordinance and is considering changes to its Banking Act, which, if enacted as proposed, would substantially increase capital requirements for UBS in relation to its foreign subsidiaries. These factors create greater uncertainty about forward-looking statements. Other factors that may affect UBS’s performance and ability to achieve its plans, outlook and other objectives also include, but are not limited to: (i) the degree to which UBS is successful in the execution of its strategic plans, including its cost reduction and efficiency initiatives and its ability to manage its levels of risk-weighted assets (RWA) and leverage ratio denominator (LRD), liquidity coverage ratio and other financial resources, including changes in RWA assets and liabilities arising from higher market volatility and the size of the combined Group; (ii) the degree to which UBS is successful in implementing changes to its businesses to meet changing market, regulatory and other conditions, including any potential changes to banking examination and oversight practices and standards as a result of executive branch orders or staff interpretations of law in the US; (iii) inflation and interest rate volatility in major markets; (iv) developments in the macroeconomic climate and in the markets in which UBS operates or to which it is exposed, including movements in securities prices or liquidity, credit spreads, currency exchange rates, residential and commercial real estate markets, general economic conditions, and changes to national trade policies on the financial position or creditworthiness of UBS’s clients and counterparties, as well as on client sentiment and levels of activity; (v) changes in the availability of capital and funding, including any adverse changes in UBS’s credit spreads and credit ratings of UBS, as well as availability and cost of funding, including as affected by the marketability of additional tier one debt instruments, to meet requirements for debt eligible for total loss-absorbing capacity (TLAC); (vi) changes in and potential divergence between central bank policies or the implementation of financial legislation and regulation in Switzerland, the US, the UK, the EU and other financial centers that have imposed, or resulted in, or may do so in the future, more stringent or entity-specific capital, TLAC, leverage ratio, net stable funding ratio, liquidity and funding requirements, heightened operational resilience requirements, incremental tax requirements, additional levies, limitations on permitted activities, constraints on remuneration, constraints on transfers of capital and liquidity and sharing of operational costs across the Group or other measures, and the effect these will or would have on UBS’s business activities; (vii) UBS’s ability to successfully implement resolvability and related regulatory requirements and the potential need to make further changes to the legal structure or booking model of UBS in response to legal and regulatory requirements including heightened requirements and expectations due to its acquisition of the Credit Suisse Group; (viii) UBS’s ability to maintain and improve its systems and controls for complying with sanctions in a timely manner and for the detection and prevention of money laundering to meet evolving regulatory requirements and expectations, in particular in the current geopolitical turmoil; (ix) the uncertainty arising from domestic stresses in certain major economies; (x) changes in UBS’s competitive position, including whether differences in regulatory capital and other requirements among the major financial centers adversely affect UBS’s ability to compete in certain lines of business; (xi) changes in the standards of conduct applicable to its businesses that may result from new regulations or new enforcement of existing standards, including measures to impose new and enhanced duties when interacting with customers and in the execution and handling of customer transactions; (xii) the liability to which UBS may be exposed, or possible constraints or sanctions that regulatory authorities might impose on UBS, due to litigation, including litigation it has inherited by virtue of the acquisition of Credit Suisse, contractual claims and regulatory investigations, including the potential for disqualification from certain businesses, potentially large fines or monetary penalties, or the loss of licenses or privileges as a result of regulatory or other governmental sanctions, as well as the effect that litigation, regulatory and similar matters have on the operational risk component of its RWA; (xiii) UBS’s ability to retain and attract the employees necessary to generate revenues and to manage, support and control its businesses, which may be affected by competitive factors; (xiv) changes in accounting or tax standards or policies, and determinations or interpretations affecting the recognition of gain or loss, the valuation of goodwill, the recognition of deferred tax assets and other matters; (xv) UBS’s ability to implement new technologies and business methods, including digital services, artificial intelligence and other technologies, and ability to successfully compete with both existing and new financial service providers, some of which may not be regulated to the same extent; (xvi) limitations on the effectiveness of UBS’s internal processes for risk management, risk control, measurement and modeling, and of financial models generally; (xvii) the occurrence of operational failures, such as fraud, misconduct, unauthorized trading, financial crime, cyberattacks, data leakage and systems failures, the risk of which is increased with persistently high levels of cyberattack threats; (xviii) restrictions on the ability of UBS Group AG, UBS AG and regulated subsidiaries of UBS AG to make payments or distributions, including due to restrictions on the ability of its subsidiaries to make loans or distributions, directly or indirectly, or, in the case of financial difficulties, due to the exercise by FINMA or the regulators of UBS’s operations in other countries of their broad statutory powers in relation to protective measures, restructuring and liquidation proceedings; (xix) the degree to which changes in regulation, capital or legal structure, financial results or other factors may affect UBS’s ability to maintain its stated capital return objective; (xx) uncertainty over the scope of actions that may be required by UBS, governments and others for UBS to achieve goals relating to climate, environmental and social matters, as well as the evolving nature of underlying science and industry and the increasing divergence among regulatory regimes; (xxi) the ability of UBS to access capital markets; (xxii) the ability of UBS to successfully recover from a disaster or other business continuity problem due to a hurricane, flood, earthquake, terrorist attack, war, conflict, pandemic, security breach, cyberattack, power loss, telecommunications failure or other natural or man-made event; and (xxiii) the effect that these or other factors or unanticipated events, including media reports and speculations, may have on its reputation and the additional consequences that this may have on its business and performance. The sequence in which the factors above are presented is not indicative of their likelihood of occurrence or the potential magnitude of their consequences. UBS’s business and financial performance could be affected by other factors identified in its past and future filings and reports, including those filed with the US Securities and Exchange Commission (the SEC). More detailed information about those factors is set forth in documents furnished by UBS and filings made by UBS with the SEC, including the UBS Group AG and UBS AG Annual Reports on Form 20-F for the year ended 31 December 2025. UBS is not under any obligation to (and expressly disclaims any obligation to) update or alter its forward-looking statements, whether as a result of new information, future events, or otherwise.

**Rounding** | Numbers presented throughout this report may not add up precisely to the totals provided in the tables, infographics and text. Percentages and percent changes disclosed in text and tables are calculated on the basis of unrounded figures. Absolute changes between reporting periods disclosed in the text, which can be derived from numbers presented in related tables, are calculated on a rounded basis.

**Tables** | Within tables, blank fields generally indicate non-applicability or that presentation of any content would not be meaningful, or that information is not available as of the relevant date or for the relevant period. Zero values generally indicate that the respective figure is zero on an actual or rounded basis. Values that are zero on a rounded basis can be either negative or positive on an actual basis.

**Websites** | In this report, any website addresses are provided solely for information and are not intended to be active links. UBS is not incorporating the contents of any such websites into this report.

UBS AG  
P.O. Box, CH-8098 Zurich  
P.O. Box, CH-4002 Basel

[ubs.com](https://www.ubs.com)



**REGISTERED OFFICE OF THE ISSUER**

**UBS AG, London Branch**

5 Broadgate  
London  
EC2M 2QS  
United Kingdom

**ISSUER'S AUDITORS**

**Ernst & Young Ltd**

Aeschengraben 9  
P.O. Box 2149 CH-4002 Basel  
Switzerland

**LEGAL ADVISERS**

*(as to Singapore law)*

**Allen & Gledhill LLP**

One Marina Boulevard #28-00  
Singapore 018989

**WARRANT AGENT**

**The Central Depository (Pte) Limited**

4 Shenton Way  
#02-01 SGX Centre 2  
Singapore 068807