

Supplemental Listing Document

If you are in any doubt as to any aspect of this document, you should consult your stockbroker or other registered dealer in securities, bank manager, solicitor, accountant or other professional adviser.

Application has been made to the Singapore Exchange Securities Trading Limited (the “**SGX-ST**”) for permission to deal in and for quotation of the Certificates (as defined below). The SGX-ST takes no responsibility for the contents of this document, makes no representation as to its accuracy or completeness and expressly disclaims any liability whatsoever for any loss howsoever arising from or in reliance upon the whole or any part of the contents of this document. Admission to the Official List of the SGX-ST is not to be taken as an indication of the merits of UBS AG, acting through its London branch, the Certificates, or the Company (as defined below).

**15,000,000 European Style Cash Settled Long Certificates relating to
the Class A ordinary shares of JD.com, Inc.
with a Daily Leverage of 5x**

**UBS AG
(Incorporated with limited liability in Switzerland)
acting through its London Branch**

Issue Price: S\$0.60 per Certificate

This document is published for the purpose of obtaining a listing of all the above certificates (the “**Certificates**”) to be issued by UBS AG (the “**Issuer**”) acting through its London branch, and is supplemental to and should be read in conjunction with a base listing document dated 28 June 2021 (the “**Base Listing Document**”), including its supplements and addenda as executed from time to time, for the purpose of giving information with regard to the Issuer and the Certificates. Information relating to the Company (as defined below) is contained in this document.

This document does not constitute or form part of any offer, or invitation, to subscribe for or to sell, or solicitation of any offer to subscribe for or to purchase, Certificates or other securities of the Issuer, nor is it calculated to invite, nor does it permit the making of, offers by the public to subscribe for or purchase for cash or other consideration the Certificates or other securities of the Issuer. Restrictions have been imposed on offers and sales of the Certificates and on distributions of documents relating thereto in the United States, the United Kingdom, the European Economic Area, Singapore and Hong Kong (see “Placing and Sale” contained herein).

The Certificates are complex products. You should exercise caution in relation to them. Investors are warned that the price of the Certificates may fall in value as rapidly as it may rise and holders may sustain a total loss of their investment. The price of the Certificates also depends on the supply and demand for the Certificates in the market and the price at which the Certificates is trading at any time may differ from the underlying valuation of the Certificates because of market inefficiencies. It is not possible to predict the secondary market for the Certificates. Although the Issuer and/or any of

its affiliates may from time to time purchase the Certificates or sell additional Certificates on the market, the Issuer and/or any of its affiliates are not obliged to do so. Investors should also note that there are leveraged risks because the Certificates integrate a leverage mechanism and the Certificates will amplify the movements in the increase, and in the decrease, of the value of the Underlying Stock (as defined below) and if the investment results in a loss, any such loss will be increased by the leverage factor of the Certificates. As such, investors could lose more than they would if they had invested directly in the Underlying Stock.

For the purpose of section 309B(1) of the Securities and Futures Act (Chapter 289 of Singapore) (the "**SFA**"), the Issuer has determined, and hereby notifies all relevant persons (as defined in section 309A of the SFA) that the Certificates are classified as capital markets products other than prescribed capital markets products¹ and Specified Investment Products (SIPs)², and may only be sold to retail investors with enhanced safeguards, including an assessment of such investors' investment knowledge or experience.

Prospective purchasers should therefore ensure that they understand the nature of the Certificates and carefully study the risk factors set out in the Base Listing Document and pages 5 to 10 of this document before they invest in the Certificates.

Application has been made to the SGX-ST for permission to deal in and for quotation of the Certificates and the SGX-ST has agreed in principle to grant permission to deal in and for quotation of the Certificates. It is expected that dealings in the Certificates will commence on or about 21 April 2022.

As at the date hereof, the Issuer's long term credit rating by Standard & Poor's Credit Market Services Europe Limited is A+, by Moody's Deutschland GmbH is Aa3 and by Fitch Ratings Limited is AA-.

The Issuer is regulated by, among others, the Swiss Federal Banking Commission. In the United Kingdom, it is authorised by the Prudential Regulatory Authority and subject to regulation by the Financial Conduct Authority and limited regulation by the Prudential Regulatory Authority.

20 April 2022

¹ As defined in the Securities and Futures (Capital Markets Products) Regulations 2018.

² As defined in the MAS Notice SFA 04-N12: Notice on the Sale of Investment Products and MAS Notice FAA-N16: Notice on Recommendations on Investment Products.

Subject as set out below, the Issuer accepts full responsibility for the accuracy of the information contained in this document and the Base Listing Document in relation to itself and the Certificates. To the best of the knowledge and belief of the Issuer (which has taken all reasonable care to ensure that such is the case), the information contained in this document and the Base Listing Document for which it accepts responsibility (subject as set out below in respect of the information contained herein with regard to the Company) is in accordance with the facts and does not omit anything likely to affect the import of such information. The information with regard to the Company as set out herein is extracted from publicly available information. The Issuer accepts responsibility only for the accurate reproduction of such information. No further or other responsibility or liability in respect of such information is accepted by the Issuer.

No persons have been authorised to give any information or to make any representation save as contained in this document or otherwise authorised by the Issuer in connection with the Certificates and, if given or made, such information or representations must not be relied upon as having been authorised by the Issuer. Neither the delivery of this document nor any sale made hereunder shall under any circumstances create any implication that there has been no change in the affairs of the Issuer or its subsidiaries and associates since the date hereof.

This document does not constitute an offer or solicitation by or on behalf of the Issuer to purchase or subscribe for any of the Certificates. The distribution of this document and the offering of the Certificates may, in certain jurisdictions, be restricted by law. The Issuer requires persons into whose possession this document comes to inform themselves of and observe all such restrictions. In particular, the Certificates have not been, and will not be, registered under the United States Securities Act of 1933, as amended (the "**Securities Act**"). Subject to certain exceptions, Certificates, or interests therein, may not at any time be offered, sold, resold or delivered, directly or indirectly, in the United States or to, or for the account or benefit of, any U.S. person (as defined in Regulation S under the Securities Act) or to others for offering, sale or resale in the United States or to any such U.S. person. Offers and sales of Certificates, or interests therein, in the United States or to U.S. persons would constitute a violation of United States securities laws unless made in compliance with registration requirements of the Securities Act or pursuant to an exemption therefrom. A further description of certain restrictions on offering and sale of the Certificates and distribution of this document is given in the section headed "Placing and Sale" contained herein.

The SGX-ST has made no assessment of, nor taken any responsibility for, the financial soundness of the Issuer or the merits of investing in the Certificates, nor have they verified the accuracy or the truthfulness of statements made or opinions expressed in this document.

The Issuer and/or any of its affiliates may repurchase Certificates at any time on or after the date of issue and any Certificates so repurchased may be offered from time to time in one or more transactions in the over-the-counter market or otherwise at prevailing market prices or in negotiated transactions, at the discretion of the Issuer and/or any of its affiliates. Investors should not therefore make any assumption as to the number of Certificates in issue at any time.

References in this document to the "**Conditions**" shall mean references to the Terms and Conditions of the European Style Cash Settled Long/Short Certificates on Single Equities contained in the Base Listing Document. Terms not defined herein shall have the meanings ascribed thereto in the Conditions.

Table of Contents

	<i>Page</i>
Risk Factors	5
Terms and Conditions of the Certificates	11
Terms and Conditions of the European Style Cash Settled Long/Short Certificates on Single Equities	21
Summary of the Issue	32
Information relating to the European Style Cash Settled Long Certificates on Single Equities	34
Information relating to the Company	49
Information relating to the Designated Market Maker	50
Placing and Sale	52
Supplemental Information relating to the Issuer	57
Supplemental General Information	58
Appendix I	
Appendix II	
Appendix III	

RISK FACTORS

The following risk factors are relevant to the Certificates:-

- (a) investment in Certificates involves substantial risks including market risk, liquidity risk, and the risk that the Issuer will be unable to satisfy its obligations under the Certificates. Investors should ensure that they understand the nature of all these risks before making a decision to invest in the Certificates. You should consider carefully whether Certificates are suitable for you in light of your experience, objectives, financial position and other relevant circumstances. Certificates are not suitable for inexperienced investors;
- (b) the Certificates constitute direct, general and unsecured contractual obligations of the Issuer and if you purchase the Certificates you are relying upon the creditworthiness of the Issuer and have no rights under the Certificates against any other person. In particular, it should be noted that the Issuer issues a large number of financial instruments, including Certificates, on a global basis and, at any given time, the financial instruments outstanding may be substantial. If you purchase the Certificates you are relying upon the creditworthiness of the Issuer and have no rights under the Certificates against the Company which has issued the Underlying Stock (as defined below). The Issuer has substantially no obligation to a Certificate Holder (as defined in the Conditions) other than to pay amounts in accordance with the terms thereof as set forth herein and in the Base Listing Document. The Issuer does not in any respect underwrite or guarantee the performance of any Certificate. Any profit or loss realised by a Certificate Holder in respect of a Certificate upon exercise or otherwise due to changes in the value of such Certificate or the Underlying Stock is solely for the account of such Certificate Holder. In addition, the Issuer shall have the absolute discretion to put in place any hedging transaction or arrangement which it deems appropriate in connection with any Certificate or the Underlying Stock. A reduction in the rating, if any, accorded to outstanding debt securities of the Issuer by any one of its rating agencies could result in a reduction in the trading value of the Certificates;
- (c) since the Certificates relate to the price of the Underlying Stock, certain events relating to the Underlying Stock may cause adverse movements in the value and the price of the Underlying Stock, as a result of which, the Certificate Holders may, in extreme circumstances, sustain a significant loss of their investment if the price of the Underlying Stock has fallen sharply;
- (d) the Company is controlled through weighted voting rights. Certain individuals who own shares of a class which is being given more votes per share may have the ability to determine the outcome of most matters. If the Company takes actions that the other shareholders do not view as beneficial, the market price of the Underlying Stock and hence the Certificates could be adversely affected;
- (e) due to their nature, the Certificates can be volatile instruments and may be subject to considerable fluctuations in value. The price of the Certificates may fall in value as rapidly as it may rise due to, including but not limited to, variations in the frequency and magnitude of the changes in the price of the Underlying Stock, the time remaining to expiry and the creditworthiness of the Issuer;
- (f) fluctuations in the price of the Underlying Stock will affect the price of the Certificates but not necessarily in the same magnitude and direction, therefore, prospective investors intending to purchase Certificates to hedge their market risk associated with investing in the Underlying Stock which may be specified herein, should recognise the complexities of utilising the Certificates in this manner;

- (g) a Certificate Holder must tender a specified number of Certificates at any one time in order to exercise. Thus, Certificate Holders with fewer than the specified minimum number of Certificates in a particular series will either have to sell their Certificates or purchase additional Certificates, incurring transactions costs in each case, in order to realise their investment;
- (h) if, whilst any of the Certificates remain unexercised, trading in the Underlying Stock is suspended or halted on the relevant stock exchange, trading in the Certificates may be suspended for a similar period;
- (i) investors should note that the Issuer's obligations to pay amounts in accordance with the terms thereof as set forth herein shall be discharged by delivery of the aggregate Cash Settlement Amount (if positive) to all Certificate Holders in accordance with the agreement with the Warrant Agent;
- (j) investors should note that in the event of there being a Market Disruption Event (as defined in the Conditions) determination or payment of the Cash Settlement Amount (as defined in the Conditions) may be delayed, all as more fully described in the Conditions;
- (k) certain events relating to the Underlying Stock require or, as the case may be, permit the Issuer to make certain adjustments or amendments to the Conditions;
- (l) the Certificates are only exercisable on the expiry date and may not be exercised by Certificate Holders prior to such expiry date. Accordingly, if on such expiry date the Cash Settlement Amount is zero, a Certificate Holder will lose the value of his investment;
- (m) the total return on an investment in any Certificate may be affected by the Hedging Fee Factor (as defined below), Management Fee (as defined below) and Gap Premium (as defined below);
- (n) investors holding their position overnight should note that they would be required to bear the annualised cost which consists of the Management Fee and Gap Premium, which are calculated daily and applied to the value of the Certificates, as well as certain costs embedded within the Leverage Strategy (as described below) including the Funding Cost (as defined below) and the Rebalancing Cost (as defined below);
- (o) investors should note that there may be an exchange rate risk where the Cash Settlement Amount may be converted from a foreign currency into Singapore dollars. Exchange rates between currencies are determined by forces of supply and demand in the foreign exchange markets. These forces are, in turn, affected by factors such as international balances of payments and other economic and financial conditions, government intervention in currency markets and currency trading speculation. Fluctuations in foreign exchange rates, foreign political and economic developments, and the imposition of exchange controls or other foreign governmental laws or restrictions applicable to such investments may affect the foreign currency market price and the exchange rate-adjusted equivalent price of the Certificates. Fluctuations in the exchange rate of any one currency may be offset by fluctuations in the exchange rate of other relevant currencies;
- (p) investors should note that there are leveraged risks because the Certificates integrate a leverage mechanism and the Certificates will amplify the movements in the increase, and in the decrease, of the value of the Underlying Stock and if the investment results in a loss, any such loss will be increased by the leverage factor of the Certificates. As such, investors could lose more than they would if they had invested directly in the Underlying Stock;
- (q) when held for longer than a day, the performance of the Certificates could be more or less than the leverage factor that is embedded within the Certificates. The performance of the Certificates each day is locked in, and any subsequent returns are based on what was achieved the

previous day. This process, referred to as compounding, may lead to a performance difference from 5 times the performance of the Underlying Stock over a period longer than one day. This difference may be amplified in a volatile market with a sideways trend, where market movements are not clear in direction, whereby investors may sustain substantial losses;

- (r) the Air Bag Mechanism (as defined below) is triggered only when the Underlying Stock is calculated or traded, which may not be during the trading hours of the Relevant Stock Exchange for the Certificates (as defined below);
- (s) investors should note that the Air Bag Mechanism reduces the impact on the Leverage Strategy if the Underlying Stock falls further, but will also maintain a reduced exposure to the Underlying Stock in the event the Underlying Stock starts to rise after the Air Bag Mechanism is triggered, thereby reducing its ability to recoup losses;
- (t) there is no assurance that the Air Bag Mechanism will prevent investors from losing the entire value of their investment, in the event of (i) an overnight fall in the Underlying Stock, where there is a 20% or greater gap between the previous day closing price and the opening price of the Underlying Stock the following day, as the Air Bag Mechanism will only be triggered when market opens the following day or (ii) a sharp intraday fall in the Underlying Stock of 20% or greater during the observation period compared to the reference price, being: (a) if air bag event has not been previously triggered on the same day, the previous closing price of the Underlying Stock, or (b) if one or more air bag events have been previously triggered on the same day, the latest new observed price. Investors may refer to pages 42 to 43 of this document for more information;
- (u) certain events may, pursuant to the terms and conditions of the Certificates, trigger (A) the implementation of methods of adjustment or (B) the early termination of the Certificates. The Issuer will give the investors reasonable notice of any early termination. If the Issuer terminates the Certificates early, then the Issuer will, if and to the extent permitted by applicable law, pay an amount to each Certificate Holder in respect of each Certificate held by such holder equal to the fair market value of the Certificate less the cost to the Issuer of unwinding any underlying related hedging arrangements, all as determined by the Issuer in its sole and absolute discretion. The performance of this commitment shall depend on (A) general market conditions and (B) the liquidity conditions of the underlying instrument(s) and, as the case may be, of any other hedging transactions. Investors should note that the amount repaid by the Issuer may be less than the amount initially invested. Investors may refer to Condition 13 on pages 29 to 30 of this document for more information;
- (v) investors should note that it is not possible to predict the price at which the Certificates will trade in the secondary market or whether such market will be liquid or illiquid. To the extent Certificates of a particular issue are exercised, the number of Certificates of such issue outstanding will decrease, resulting in a diminished liquidity for the remaining Certificates of such issue. A decrease in the liquidity of an issue of Certificates may cause, in turn, an increase in the volatility associated with the price of such issue of Certificates. The Issuer may, but is not obligated to, at any time, purchase Certificates at any price in the open market or by tender or private agreement. Any Certificates so purchased may be held or resold or surrendered for cancellation. To the extent that an issue of Certificates becomes illiquid, an investor may have to exercise such Certificates to realise value;
- (w) two or more risk factors may simultaneously have an effect on the value of a Certificate such that the effect of any individual risk factor may not be predicted. No assurance can be given as to the effect any combination of risk factors may have on the value of a Certificate;

- (x) investors should note that they may be required to pay stamp taxes or other documentary charges in accordance with the laws and practices of the country where the Certificates are transferred. Investors who are in any doubt as to their tax position should consult their own independent tax advisers. In addition, investors should be aware that tax regulations and their application by the relevant taxation authorities change from time to time. Accordingly, it is not possible to predict the precise tax treatment which will apply at any given time. Investors should refer to the Taxation Section in the Base Listing Document;
- (y) investors should note that the Issuer may enter into discount, commission or fee arrangements with brokers and/or any of its subsidiaries or affiliates with respect to the primary or secondary market in the Certificates. The arrangements may result in the benefit to investors in Certificates buying and selling Certificates through nominated brokers by reducing or eliminating the commission payable by such Certificate Holders. In the event that the commission payable by Certificate Holders is eliminated, fee arrangements between the Issuer and brokers and/or any of its subsidiaries or affiliates will continue to apply. Investors in the Certificates should note that any brokers with whom the Issuer has a commission arrangement does not, and cannot be expected to, deal exclusively in the Certificates, therefore any broker and/or any of its subsidiaries or affiliates may from time to time engage in transactions involving the Underlying Stock and/or structured products of other issuers over the Underlying Stock as the Certificates for their proprietary accounts and/or accounts of their clients. The fact that the same broker may deal simultaneously for different clients in competing products in the market place may affect the value of the Certificates and present certain conflicts of interests;
- (z) various potential and actual conflicts of interest may arise from the overall activities of the Issuer and any of its subsidiaries and affiliates.

The Issuer and any of its subsidiaries and affiliates are diversified financial institutions with relationships in countries around the world. These entities engage in a wide range of commercial and investment banking, brokerage, funds management, hedging transactions and investment and other activities for their own account or the account of others. In addition, the Issuer and any of its subsidiaries and affiliates, in connection with their other business activities, may possess or acquire material information about the Underlying Stock. Such activities and information may involve or otherwise affect issuers of the Underlying Stock in a manner that may cause consequences adverse to the Certificate Holders or otherwise create conflicts of interests in connection with the issue of Certificates by the Issuer. Such actions and conflicts may include, without limitation, the exercise of voting power, the purchase and sale of securities, financial advisory relationships and exercise of creditor rights. The Issuer and any of its subsidiaries and affiliates have no obligation to disclose such information about the Underlying Stock or such activities. The Issuer and any of its subsidiaries and affiliates and their officers and directors may engage in any such activities without regard to the issue of Certificates by the Issuer or the effect that such activities may directly or indirectly have on any Certificate;

- (aa) in the ordinary course of their business, including without limitation in connection with the Issuer or its appointed designated market maker's market making activities, the Issuer and any of its respective subsidiaries and affiliates may effect transactions for their own account or for the account of their customers and hold long or short positions in the Underlying Stock and/or related derivatives. In addition, in connection with the offering of any Certificates, the Issuer and any of its respective subsidiaries and affiliates may enter into one or more hedging transactions with respect to the Underlying Stock and/or related derivatives. In connection with such hedging or market-making activities or with respect to proprietary or other trading activities by the Issuer and any of its respective subsidiaries and its affiliates, the Issuer and any of its

respective subsidiaries and affiliates may enter into transactions in the Underlying Stock and/or related derivatives which may affect the market price, liquidity or value of the Certificates and which may affect the interests of Certificate Holders;

- (bb) the value of the Certificates depends on the Leverage Strategy performance built in the Certificate. The Calculation Agent will make the Leverage Strategy last closing level and a calculation tool available to the investors on a website;
- (cc) certain risks relating to the Issuer's operating environment and strategy, including those as set out in Appendix 2 of the Base Listing Document, may impact the Issuer's ability to execute its strategy and directly affect its business activities, financial condition, results of operations and prospects. As a broad-based international financial services firm, the Issuer is inherently exposed to risks that become apparent only with the benefit of hindsight, risks of which it is not presently aware or which it currently does not consider to be material could also materially affect its business activities, financial condition, results of operations and prospects. The sequence in which the risk factors are set out in Appendix 2 of the Base Listing Document is not indicative of their likelihood of occurrence or the potential magnitude of their financial consequences;
- (dd) as the Certificates are represented by a global warrant certificate which will be deposited with The Central Depository (Pte) Limited ("**CDP**"):-
 - (i) investors should note that no definitive certificate will be issued in relation to the Certificates;
 - (ii) there will be no register of Certificate Holders and each person who is for the time being shown in the records maintained by CDP as entitled to a particular number of Certificates by way of interest (to the extent of such number) in the global warrant certificate in respect of those Certificates represented thereby shall be treated as the holder of such number of Certificates;
 - (iii) investors will need to rely on any statements received from their brokers/custodians as evidence of their interest in the Certificates; and
 - (iv) notices to such Certificate Holders will be published on the website of the SGX-ST. Investors will need to check the website of the SGX-ST regularly and/or rely on their brokers/custodians to obtain such notices;
- (ee) Generally, investing in the Certificates may involve risks related to the discontinuance, changes or adjustments to benchmarks generally

Discontinuance of, or changes to, benchmarks may require adjustments to the Issuer's agreements, systems and processes. The interbank offered rate(s) ("**IBOR**") and other interest rate, equity, commodity, foreign exchange and other types of indices which are deemed to be "benchmarks", are the subject of national, international and other regulatory guidance and proposals for reform. Some of these reforms are already effective whilst others are still to be or may be implemented. These reforms may cause such benchmarks to perform differently than in the past, to disappear entirely, or have other consequences which cannot be predicted. Any such consequence could have a material adverse effect on any Certificates referencing such a benchmark. Investors should consult their own independent advisers and make their own assessment about the potential risks or any of the international or national reforms in making any investment decision with respect to any Certificates referencing a benchmark; and
- (ff) Specifically, the reform of HIBOR may adversely affect the value of the Certificates

The Hong Kong Inter-bank Offered Rate (“**HIBOR**”) benchmark is referenced in the Leverage Strategy.

It is not possible to predict with certainty whether, and to what extent, HIBOR will continue to be supported going forwards. This may cause HIBOR to perform differently than they have done in the past, and may have other consequences which cannot be predicted. Such factors may have (without limitation) the following effects: (i) discouraging market participants from continuing to administer or contribute to a benchmark; (ii) triggering changes in the rules or methodologies used in the benchmark and/or (iii) leading to the disappearance of the benchmark. Any of the above changes or any other consequential changes as a result of international or national reforms or other initiatives or investigations, could have a material adverse effect on the value of and return on the Certificates.

In addition, the occurrence of a modification or cessation of HIBOR may cause adjustment of the Certificates which may include selecting one or more successor benchmarks and making related adjustments to the Certificates, including if applicable to reflect increased costs.

The Calculation Agent may make adjustments as it may determine appropriate if any of the following circumstances occurs or may occur: (1) HIBOR is materially changed or cancelled or (2)(i) the relevant authorisation, registration, recognition, endorsement, equivalence decision or approval in respect of the benchmark or the administrator or sponsor of the benchmark is not obtained, (ii) an application for authorisation, registration, recognition, endorsement, equivalence decision, approval or inclusion in any official register is rejected or (iii) any authorisation, registration, recognition, endorsement, equivalence decision or approval is suspended or inclusion in any official register is withdrawn.

Investors should consult their own independent advisers and make their own assessment about the potential risks imposed by any of the international or national reforms in making any investment decision with respect to any Certificate.

TERMS AND CONDITIONS OF THE CERTIFICATES

The following are the terms and conditions of the Certificates and should be read in conjunction with, and are qualified by reference to, the other information set out in this document and the Base Listing Document.

The Conditions are set out in the section headed “Terms and Conditions of the European Style Cash Settled Long/Short Certificates on Single Equities” in the Base Listing Document. For the purposes of the Conditions, the following terms shall have the following meanings:

Certificates:	15,000,000 European Style Cash Settled Long Certificates relating to the Class A ordinary shares of JD.com, Inc. (the “ Underlying Stock ” or the “ Underlying ”)
ISIN:	CH1169123739
Company:	JD.com, Inc. (RIC: 9618.HK)
Underlying Price ³ and Source:	HK\$220.8 (Bloomberg)
Calculation Agent:	UBS AG acting through its London Branch
Strike Level:	Zero
Daily Leverage:	5x (within the Leverage Strategy as described below)
Notional Amount per Certificate:	SGD 0.60
Management Fee (p.a.) ⁴ :	0.40%
Gap Premium (p.a.) ⁵ :	7.50%, is a hedging cost against extreme market movements overnight.
Funding Cost ⁶ :	The annualised costs of funding, referencing a publically published interbank offered rate plus spread.
Rebalancing Cost ⁶ :	The transaction costs (if applicable), computed as a function of leverage and daily performance of the Underlying Stock.
Launch Date:	12 April 2022
Closing Date:	20 April 2022

³ These figures are calculated as at, and based on information available to the Issuer on or about 20 April 2022. The Issuer is not obliged, and undertakes no responsibility to any person, to update or inform any person of any changes to the figures after 20 April 2022.

⁴ Please note that the Management Fee is calculated on a 360-day basis and may be increased up to a maximum of 3% p.a. on giving one month’s notice to investors. Any increase in the Management Fee will be announced on the SGXNET. Please refer to “Fees and Charges” below for further details of the fees and charges payable and the maximum of such fees as well as other ongoing expenses that may be borne by the Certificates.

⁵ Please note that the Gap Premium is calculated on a 360-day basis.

⁶ These costs are embedded within the Leverage Strategy.

Expected Listing Date:	21 April 2022
Last Trading Date:	The date falling 5 Business Days immediately preceding the Expiry Date, currently being 21 February 2025
Expiry Date:	28 February 2025 (if the Expiry Date is not a Business Day, then the Expiry Date shall fall on the preceding Business Day and subject to adjustment of the Valuation Date upon the occurrence of Market Disruption Events as set out in the Conditions of the Certificates)
Board Lot:	100 Certificates
Valuation Date:	27 February 2025 or if such day is not an Exchange Business Day, the immediately preceding Exchange Business Day.
Exercise:	The Certificates may only be exercised on the Expiry Date or if the Expiry Date is not a Business Day, the immediately preceding Business Day, in a Board Lot or integral multiples thereof. Certificate Holders shall not be required to deliver an exercise notice. Exercise of Certificates shall be determined by whether the Cash Settlement Amount (less any Exercise Expenses) is positive. If the Cash Settlement Amount (less any Exercise Expenses) is positive, all Certificates shall be deemed to have been automatically exercised at 5:00 p.m. (Singapore time) on the Expiry Date or if the Expiry Date is not a Business Day, the immediately preceding Business Day. The Cash Settlement Amount less the Exercise Expenses in respect of the Certificates shall be paid in the manner set out in Condition 4(c) of the Conditions. In the event the Cash Settlement Amount (less any Exercise Expenses) is zero, all Certificates shall be deemed to have expired at 5:00 p.m. (Singapore time) on the Expiry Date or if the Expiry Date is not a Business Day, the immediately preceding Business Day, and Certificate Holders shall not be entitled to receive any payment from the Issuer in respect of the Certificates.
Cash Settlement Amount:	In respect of each Certificate, shall be an amount (if positive) payable in the Settlement Currency equal to: Closing Level multiplied by the Notional Amount per Certificate Please refer to the “Information relating to the European Style Cash Settled Long Certificates on Single Equities” section on pages 34 to 48 of this document for examples and illustrations of the calculation of the Cash Settlement Amount.
Hedging Fee Factor:	In respect of each Certificate, shall be an amount calculated as: Product (for t from Expected Listing Date to Valuation Date) of $(1 - \text{Management Fee} \times (\text{ACT}(t-1;t) \div 360)) \times (1 - \text{Gap Premium}(t-1) \times (\text{ACT}(t-1;t) \div 360))$, where: “t” refers to “ Observation Date ” which means each Underlying Stock Business Day (subject to Market Disruption Event) from (and

including) the Underlying Stock Business Day immediately preceding the Expected Listing Date to the Valuation Date; and
 ACT (t-1;t) means the number of calendar days between the Underlying Stock Business Day immediately preceding the Observation Date (which is “t-1”) (included) and the Observation Date (which is “t”) (excluded).

An “**Underlying Stock Business Day**” is a day on which The Stock Exchange of Hong Kong Limited (the “**HKEX**”) is open for dealings in Hong Kong during its normal trading hours and banks are open for business in Hong Kong.

Please refer to the “Information relating to the European Style Cash Settled Long Certificates on Single Equities” section on pages 34 to 48 of this document for examples and illustrations of the calculation of the Hedging Fee Factor.

Closing Level: In respect of each Certificate, shall be an amount payable in the Settlement Currency equal to:

$$\left(\frac{\text{Final Reference Level} \times \text{Final Exchange Rate}}{\text{Initial Reference Level} \times \text{Initial Exchange Rate}} - \text{Strike Level} \right) \times \text{Hedging Fee Factor}$$

Initial Reference Level: 1,000

Final Reference Level: The closing level of the Leverage Strategy (as described below) on the Valuation Date

The calculation of the closing level of the Leverage Strategy is set out in the “Specific Definitions relating to the Leverage Strategy” section on pages 15 to 20 below.

Initial Exchange Rate³: 0.1740546881

Final Exchange Rate: The rate for the conversion of HKD to SGD as at 5:00pm (Singapore Time) on the Valuation Date as shown on Reuters, provided that if the Reuters service ceases to display such information, as determined by the Issuer by reference to such source(s) as the Issuer may reasonably determine to be appropriate at such a time.

Air Bag Mechanism: The “**Air Bag Mechanism**” refers to the mechanism built in the Leverage Strategy and which is designed to reduce the Leverage Strategy exposure to the Underlying Stock during extreme market conditions. If the Underlying Stock falls by 15% or more (“**Air Bag Trigger Price**”) during the trading day (which represents approximately 75% loss after a 5 times leverage), the Air Bag Mechanism is triggered and the Leverage Strategy is adjusted intra-day. The Air Bag Mechanism reduces the impact on the Leverage Strategy if the Underlying Stock falls further, but will also maintain a reduced exposure to the Underlying Stock in the event the Underlying

Stock starts to rise after the Air Bag Mechanism is triggered, thereby reducing its ability to recoup losses.

Trading of Certificates is suspended for at least 30 minutes of continuous trading after the Air Bag is triggered. The resumption of trading is subject further to SGX-ST's requirements, including at least 30 minutes from the time of publication of an announcement on the exchange in respect of the Air Bag Mechanism being triggered, and at least 15 minutes after the SGX-ST grants an approval to resume trading, whichever is later, rounded to the next quarter of an hour.

The Leverage Strategy is floored at 0 and the Certificates cannot be valued below zero.

Please refer to the "Air Bag Mechanism" section on pages 19 to 20 below and the "Description of Air Bag Mechanism" section on pages 40 to 41 of this document for further information of the Air Bag Mechanism.

Adjustments and Extraordinary Events:	The Issuer has the right to make adjustments to the terms of the Certificates if certain events, including any capitalisation issue, rights issue, extraordinary distributions, merger, delisting, insolvency (as more specifically set out in the terms and conditions of the Certificates) occur in respect of the Underlying Stock. For the avoidance of doubt, no notice will be given if the Issuer determines that adjustments will not be made.
Underlying Stock Currency:	Hong Kong Dollar (" HKD ")
Settlement Currency:	Singapore Dollar (" SGD ")
Exercise Expenses:	Certificate Holders will be required to pay all charges which are incurred in respect of the exercise of the Certificates.
Relevant Stock Exchange for the Certificates:	The Singapore Exchange Securities Trading Limited (" SGX-ST ")
Relevant Stock Exchange for the Underlying Stock:	HKEX
Business Day and Exchange Business Day:	A " Business Day " is a day (excluding Saturdays, Sundays and public holidays) on which the SGX-ST is open for dealings in Singapore during its normal trading hours and banks are open for business in Singapore. An " Exchange Business Day " is a day on which the SGX-ST and the HKEX are open for dealings in Singapore and Hong Kong respectively during its normal trading hours and banks are open for business in Singapore and Hong Kong.
Warrant Agent:	The Central Depository (Pte) Limited (" CDP ")

Clearing System: CDP

Fees and Charges: Normal transaction and brokerage fees shall apply to the trading of the Certificates on the SGX-ST. Investors should note that they may be required to pay stamp taxes or other documentary charges in accordance with the laws and practices of the country where the Certificates are transferred. Investors who are in any doubt as to their tax position should consult their own independent tax advisers. In addition, investors should be aware that tax regulations and their application by the relevant taxation authorities change from time to time. Accordingly, it is not possible to predict the precise tax treatment which will apply at any given time.

Investors holding position overnight would also be required to bear the Management Fee and Gap Premium, which are calculated daily and applied to the value of the Certificates, as well as certain costs embedded within the Leverage Strategy including the Funding Cost and the Rebalancing Cost. The Management Fee may be increased up to a maximum of 3% p.a. on giving one month's notice to investors in accordance with the terms and conditions of the Certificates. Any increase in the Management Fee will be announced on the SGXNET.

Further Information: Please refer to the website at <http://dlc.ubs.com> for more information on the theoretical closing price of the Certificates on the previous trading day, the closing price of the Underlying Stock on the previous trading day, the Air Bag Trigger Price for each trading day and the Management Fee and Gap Premium.

In addition, the Conditions have been modified as follows:

1. Condition 1(a)(i) is deleted and replaced with the following:
 - “(i) a master instrument by way of deed poll (the "**Master Instrument**") dated 7 January 2022, made by UBS AG (the "**Issuer**") acting through its London Branch; and”
2. All references to “Instrument” appearing therein are deleted and substituted with the word “Master Instrument”.

Specific Definitions relating to the Leverage Strategy

Description of the Leverage Strategy

The Leverage Strategy is designed to track a 5 times daily leveraged exposure to the Underlying Stock.

At the end of each trading day of the Underlying Stock, the exposure of the Leverage Strategy to the Underlying Stock is reset within the Leverage Strategy in order to retain a daily leverage of 5 times the performance of the Underlying Stock (excluding costs) regardless of the performance of the Underlying Stock on the preceding day. This mechanism is referred to as the Daily Reset.

The Leverage Strategy incorporates an air bag mechanism which is designed to reduce exposure to the Underlying Stock during extreme market conditions, as further described below.

Leverage Strategy Formula

LSL_t means, the Leverage Strategy Level as at the Leverage Reset Time (t), calculated in accordance with the following formulae:

On Leverage Reset Time (1):

$$LSL_1 = 1000$$

On each subsequent Leverage Reset Time (t):

$$LSL_t = \text{Max}\left[LSL_{r(t)} \times \left(1 + LR_{r(t),t} - FC_{r(t),t} - RC_{r(t),t}\right), 0\right]$$

Leverage Reset Time (t)

means

- 1) the scheduled closing time for the Relevant Stock Exchange for the Underlying Stock (or any successor thereto) on any Observation Date; and
- 2) end of any Intraday Restrike Event Observation Period.

Leverage Reset Time (1) is the scheduled close for the Relevant Stock Exchange for the Underlying Stock on Issue Date.

Leverage Reset Time r(t)

means the Leverage Reset Time immediately preceding the Leverage Reset Time (t).

LR_{r(t),t}

means the Leveraged Return of the Underlying Stock between Leverage Reset Time r(t) and Leverage Reset Time (t), calculated as follows:

$$LR_{r(t),t} = \text{Leverage} \times \left(\frac{S_t}{S_{r(t)} \times Rfactor_t} - 1 \right)$$

FC_{r(t),t}

means, the Funding Cost between the Leverage Reset Time r(t) (included) and the Leverage Reset Time (t) (excluded) calculated as follows:

If the Leverage Reset Time r(t) is at the scheduled closing time for the Relevant Stock Exchange for the Underlying Stock (or any successor thereto) on any Observation Date,

$$FC_{r(t),t} = (\text{Leverage} - 1) \times \frac{\text{Rate}_{r(t)} \times \text{ACT}(r(t), t)}{\text{DayCountBasisRate}}$$

Otherwise, $FC_{r(t),t} = 0$

RC_{r(t),t}

means the Rebalancing Cost of the Leverage Strategy as at Leverage Reset Time (t), calculated as follows:

$$RC_{r(t),t} = \text{Leverage} \times (\text{Leverage} - 1) \times \left(\left| \frac{S_t}{S_{r(t)} \times Rfactor_t} - 1 \right| \right) \times \text{TC}$$

TC means the Transaction Costs applicable as determined by the Calculation Agent (including Stamp Duty and any other applicable taxes, levies and costs which may be levied on the stock transactions on the Relevant Stock Exchange for the Underlying Stock by the applicable regulatory authorities from time to time) that are currently equal to :

0.13%

“Stamp Duty” refers to the applicable rate of stamp duty on the stock transactions in the jurisdiction of the Relevant Stock Exchange for the Underlying Stock, which may be changed by the applicable regulatory authorities from time to time.

Leverage 5

S_t means the Underlying Stock Price as of Leverage Reset Time (t) computed as follows, subject to the adjustments and provisions of the Conditions:

If the Leverage Reset Time (t) is at the scheduled closing time for the Relevant Stock Exchange for the Underlying Stock (or any successor thereto) on any Observation Date,

S_t is the Closing Price of the Underlying Stock as of such Observation Date.

Otherwise,

S_t is the lowest price of the Underlying Stock during the respective Intraday Restrike Observation Period.

Rfactor_t means an amount determined by the Calculation Agent, according to the following formula, subject to the adjustments and provisions of the Conditions:

If in respect of the Leverage Reset Time (t), the immediately preceding Leverage Reset Time r(t) is at the scheduled closing time for the Relevant Stock Exchange for the Underlying Stock (or any successor thereto) on any Observation Date,

$$\text{Rfactor}_t = 1 - \frac{\text{Div}_t}{S_{r(t)}}$$

Otherwise,

$$\text{Rfactor}_t = 1$$

Where

Div_t is the dividend to be paid out in respect of the Underlying Stock on the Observation Date of the Leverage Reset Time (t) if such Observation Date is an ex-dividend date, otherwise is zero. The dividend shall be considered net of any applicable withholding taxes.

Rate_t means, in respect of the Observation Date of Leverage Reset Time (t), a rate calculated as of such day in accordance with the following formula:

$$\text{Rate}_t = \text{CashRate}_t + \% \text{SpreadLevel}_t$$

CashRate_t means, in respect of the Observation Date of the Leverage Reset Time (t), the Overnight HKD Hong Kong Interbank Offered Rate (HIBOR) Fixing, as published on Reuters RIC H1HKDOND= or any successor page, being the rate as of day (t), provided that if any of such rate is not available, then that rate shall be determined by reference to the latest available rate that was published on the relevant Reuters page. Upon the occurrence or likely occurrence, as determined by the Calculation Agent, of a Benchmark Event, the Calculation Agent may make adjustments as it may determine appropriate to account for the relevant event or circumstance, including but not limited to using any alternative rates from such date, with or without retroactive effect as the Calculation Agent may in its sole and absolute discretion determine.

%SpreadLevel_t means, in respect of the Observation Date of the Leverage Reset Time (t), a rate which shall be determined with respect to such Valuation Date(t) by the Calculation Agent as the difference between (1) the 12-month HKD Hong Kong Interbank Offered Rate (HIBOR) Fixing, as published on Reuters RIC H1HKD1YD= and (2) Overnight HKD Hong Kong Interbank Offered Rate (HIBOR) Fixing, as published on Reuters RIC H1HKDOND= or any successor page, each being the rate as of day (t), provided that if any of such rates is not available, then that rate shall be determined by reference to the latest available rate that was published on the relevant Reuters page. Upon the occurrence or likely occurrence, as determined by the Calculation Agent, of a Benchmark Event, the Calculation Agent may make adjustments as it may determine appropriate to account for the relevant event or circumstance, including but not limited to using any alternative rates from such date, with or without retroactive effect as the Calculation Agent may in its sole and absolute discretion determine.

Provided that if such difference is negative, **%SpreadLevel_t** should be 0%.

Benchmark Event means:

- (a) the relevant reference rate has ceased to be published on the relevant screen page as a result of such benchmark ceasing to be calculated or administered; or
- (b) a public statement by the administrator of the relevant reference rate that (in circumstances where no successor administrator has been or will be appointed that will continue publication of such reference rate) it has ceased publishing such reference rate permanently or indefinitely or that it will cease to do so by a specified future date (the "**Specified Future Date**"); or
- (c) a public statement by the supervisor of the administrator of the relevant reference rate that such reference rate has been or will, by a specified future date (the "**Specified Future Date**"), be permanently or indefinitely discontinued; or
- (d) a public statement by the supervisor of the administrator of the relevant reference rate as a consequence of which Reference Rate will, by a specified future date (the "**Specified Future Date**"), be prohibited from being used, or that its use will be subject to

restrictions or adverse consequences, either generally or in respect of the Certificates; or

- (e) a public statement by the supervisor of the administrator of the relevant reference rate that, in the view of such supervisor, such reference rate is or will, by a specified future date (the "**Specified Future Date**"), be no longer representative of an underlying market or the methodology to calculate such reference rate has materially changed; or
- (f) it has or will, by a specified date within the following six months, become unlawful for the Calculation Agent or the Issuer to calculate any payments due to be made to any holder of the Certificates using the relevant reference rate (including, without limitation, under the Benchmarks Regulation (EU) 2016/1011, if applicable).

Notwithstanding the subparagraphs above, where the relevant Benchmark Event is a public statement within subparagraphs (b), (c), (d) or (e) above and the Specified Future Date in the public statement is more than six months after the date of that public statement, the Benchmark Event shall not be deemed occur until the date falling six months prior to such Specified Future Date.

ACT(r(t),t)

ACT(r(t),t) means the number of calendar days between the Observation Date of the Leverage Reset Time r(t) (included) and the Observation Date of the Leverage Reset Time (t) (excluded).

DayCountBasisRate 365

Air Bag Mechanism

Intraday Restrike Event means in respect of an Observation Date, the decrease at any Calculation Time of the Underlying Stock price by 15% or more compared with the amount of $S_{r(t)} \times R_{factor_t}$ where r(t) means the immediately preceding Leverage Reset Time prior to such Calculation Time.

Calculation Time

means any time between the TimeReferenceOpening and the TimeReferenceClosing, provided that the relevant data is available to enable the Calculation Agent to determine the Leverage Strategy Level.

TimeReferenceOpening

means the scheduled opening time (including pre-opening session) for the Relevant Stock Exchange for the Underlying Stock (or any successor thereto).

TimeReferenceClosing

means the scheduled closing time (including closing auction session) for the Relevant Stock Exchange for the Underlying Stock (or any successor thereto).

**Intraday Restrike Event
Observation Period**

means in respect of an Intraday Restrike Event, the period starting on and excluding the Intraday Restrike Event Time and finishing on and including the sooner between (1) the time falling 15 minutes of continuous trading after the Intraday Restrike Event Time and (2) the TimeReferenceClosing.

Where, during such period, the Calculation Agent determines that (1) the trading in the Underlying Stock is disrupted or subject to suspension or limitation or (2)

the Relevant Stock Exchange for the Underlying Stock is not open for continuous trading, the Intraday Restrike Event Observation Period will be extended to the extent necessary until (1) the trading in the Underlying Stock is no longer disrupted, suspended or limited and (2) the Relevant Stock Exchange for the Underlying Stock is open for continuous trading.

Intraday Restrike Event Time means in respect of an Intraday Restrike Event, the Calculation Time on which such event occurs.

The Conditions set out in the section headed "Terms and Conditions of the European Style Cash Settled Long/Short Certificates on Single Equities" in the Base Listing Document are set out below. This section is qualified in its entirety by reference to the detailed information appearing elsewhere in this document which shall, to the extent so specified or to the extent inconsistent with the relevant Conditions set out below, replace or modify the relevant Conditions for the purpose of the Certificates.

TERMS AND CONDITIONS OF

THE EUROPEAN STYLE CASH SETTLED LONG/SHORT CERTIFICATES ON SINGLE EQUITIES

1. Form, Status, Transfer and Title

- (a) *Form.* The Certificates (which expression shall, unless the context otherwise requires, include any further certificates issued pursuant to Condition 11) are issued subject to and with the benefit of:-
- (i) an instrument by way of deed poll (the "**Instrument**") dated the Closing Date, made by UBS AG (the "**Issuer**") acting through its London Branch; and
 - (ii) a warrant agent agreement (the "**Master Warrant Agent Agreement**" or "**Warrant Agent Agreement**") dated any time on or before the Closing Date, made between the Issuer and the Warrant Agent for the Certificates.

Copies of the Instrument and the Master Warrant Agent Agreement or Warrant Agent Agreement are available for inspection at the specified office of the Warrant Agent.

The Certificate Holders (as defined below) are entitled to the benefit of, are bound by and are deemed to have notice of all the provisions of the Instrument and the Master Warrant Agent Agreement or Warrant Agent Agreement.

- (b) *Status.* The Certificates constitute direct, general and unsecured contractual obligations of the Issuer and rank, and will rank, equally among themselves and *pari passu* with all other present and future unsecured and unsubordinated obligations of the Issuer (save for statutorily preferred exceptions). The Certificates provide for cash settlement on exercise and, in particular, the Certificates will not be secured by any underlying assets. The Certificates do not entitle Certificate Holders to the delivery of any Underlying Stock, are not secured by the Underlying Stock and do not entitle Certificate Holders to any interest in any Underlying Stock.
- (c) *Transfer.* The Certificates are represented by a global warrant certificate ("**Global Warrant**") which will be deposited with The Central Depository (Pte) Limited ("**CDP**"). Certificates in definitive form will not be issued. Transfers of Certificates may be effected only in Board Lots or integral multiples thereof. All transactions in (including transfers of) Certificates, in the open market or otherwise, must be effected through a securities account with CDP. Title will pass upon registration of the transfer in the records maintained by CDP.
- (d) *Title.* Each person who is for the time being shown in the records maintained by CDP as entitled to a particular number of Certificates shall be treated by the Issuer and the Warrant Agent as the holder and absolute owner of such number of Certificates, notwithstanding any notice to the contrary. The expression "**Certificate Holder**" shall be construed accordingly.

2. Certificate Rights and Exercise Expenses

- (a) *Certificate Rights.* Every Certificate entitles each Certificate Holder, upon due exercise and on compliance with Condition 4, to payment by the Issuer of the Cash Settlement Amount (as defined below) (if any) in the manner set out in Condition 4.

The "**Cash Settlement Amount**", in respect of each Certificate, shall be an amount (if positive) payable in the Settlement Currency equal to the Closing Level multiplied by the Notional Amount per Certificate.

The "**Closing Level**", in respect of each Certificate, shall be an amount payable in the Settlement Currency equal to:

$$\left(\frac{\text{Final Reference Level} \times \text{Final Exchange Rate}}{\text{Initial Reference Level} \times \text{Initial Exchange Rate}} - \text{Strike Level} \right) \times \text{Hedging Fee Factor}$$

If the Issuer determines, in its sole discretion, that on the Valuation Date or any Observation Date a Market Disruption Event has occurred, then that Valuation Date or Observation Date shall be postponed until the first succeeding Exchange Business Day or Underlying Stock Business Day, as the case may be, on which there is no Market Disruption Event, unless there is a Market Disruption Event on each of the five Exchange Business Days or Underlying Stock Business Days, as the case may be, immediately following the original date that, but for the Market Disruption Event, would have been a Valuation Date or an Observation Date. In that case:-

- (i) that fifth Exchange Business Day or Underlying Stock Business Day, as the case may be, shall be deemed to be the Valuation Date or the Observation Date notwithstanding the Market Disruption Event; and
- (ii) the Issuer shall determine the Final Reference Level or the relevant closing level on the basis of its good faith estimate of the Final Reference Level or the relevant closing level that would have prevailed on that fifth Exchange Business Day or Underlying Stock Business Day, as the case may be, but for the Market Disruption Event provided that the Issuer, if applicable, may, but shall not be obliged to, determine such Final Reference Level or the relevant closing level by having regard to the manner in which futures contracts relating to the Underlying Stock are calculated.

"**Market Disruption Event**" means the occurrence or existence of (i) any suspension of trading on the Relevant Stock Exchange of the Underlying Stock requested by the Company if that suspension is, in the determination of the Issuer, material, (ii) any suspension of or limitation imposed on trading (including but not limited to unforeseen circumstances such as by reason of movements in price exceeding limits permitted by the Relevant Stock Exchange or any act of God, war, riot, public disorder, explosion, terrorism or otherwise) on the Relevant Stock Exchange in the Underlying Stock if that suspension or limitation is, in the determination of the Issuer, material, or (iii) the closing of the Relevant Stock Exchange or a disruption to trading on the Relevant Stock Exchange, if that disruption is, in the determination of the Issuer, material as a result of the occurrence of any act of God, war, riot, public disorder, explosion or terrorism.

- (b) *Exercise Expenses.* Certificate Holders will be required to pay all charges which are incurred in respect of the exercise of the Certificates (the "**Exercise Expenses**"). An amount equivalent to the Exercise Expenses will be deducted by the Issuer from the Cash Settlement Amount in accordance with Condition 4. Notwithstanding the foregoing, the Certificate Holders shall account to the Issuer on demand for any Exercise Expenses to the extent that they were not or could not be deducted from the Cash Settlement Amount prior to the date of payment of the Cash Settlement Amount to the Certificate Holders in accordance with Condition 4.
- (c) *No Rights.* The purchase of Certificates does not confer on the Certificate Holders any right (whether in respect of voting, dividend or other distributions in respect of the Underlying Stock or otherwise) which the holder of an Underlying Stock may have.

3. Expiry Date

Unless automatically exercised in accordance with Condition 4(b), the Certificates shall be deemed to expire at 5:00 p.m. (Singapore time) on the Expiry Date or if the Expiry Date is not a Business Day (as defined below), the immediately preceding Business Day.

4. Exercise of Certificates

- (a) *Exercise.* Certificates may only be exercised on the Expiry Date or if the Expiry Date is not a Business Day, the immediately preceding Business Day, in accordance with Condition 4(b).
- (b) *Automatic Exercise.* Certificate Holders shall not be required to deliver an exercise notice. Exercise of Certificates shall be determined by whether the Cash Settlement Amount (less any Exercise Expenses) is positive. If the Cash Settlement Amount (less any Exercise Expenses) is positive, all Certificates shall be deemed to have been automatically exercised at 5:00 p.m. (Singapore time) on the Expiry Date or if the Expiry Date is not a Business Day, the immediately preceding Business Day. The Cash Settlement Amount less the Exercise Expenses in respect of the Certificates shall be paid in the manner set out in Condition 4(c) below. In the event the Cash Settlement Amount (less any Exercise Expenses) is zero, all Certificates shall be deemed to have expired at 5:00 p.m. (Singapore time) on the Expiry Date or if the Expiry Date is not a Business Day, the immediately preceding Business Day, and Certificate Holders shall not be entitled to receive any payment from the Issuer in respect of the Certificates.
- (c) *Settlement.* In respect of Certificates which are automatically exercised in accordance with Condition 4(b), the Issuer will pay to the Warrant Agent who will then pay to the relevant Certificate Holder the Cash Settlement Amount (if any) in the Settlement Currency. The aggregate Cash Settlement Amount (less any Exercise Expenses) shall be dispatched by the Warrant Agent as soon as practicable and no later than five Business Days following the Expiry Date (subject to extension upon the occurrence of a Market Disruption Event (as defined above) by way of crossed cheque or other payment in immediately available funds drawn in favour of the Certificate Holder only (or, in the case of joint Certificate Holders, the first-named Certificate Holder) appearing in the records maintained by CDP. Any payment made pursuant to this Condition 4(c) shall be delivered at the risk and expense of the Certificate Holder and posted to the Certificate Holder's address appearing in the records maintained by CDP (or, in the case of joint Certificate Holders, to the address of the first-named Certificate Holder appearing in the records maintained by CDP). If the Cash Settlement Amount is equal to or less than the determined Exercise Expenses, no amount is payable.

The Issuer's obligations to pay the Cash Settlement Amount shall be discharged by payment to the Warrant Agent in accordance with the Master Warrant Agent Agreement or Warrant Agent Agreement.

- (d) *CDP not liable.* CDP shall not be liable to any Certificate Holder with respect to any action taken or omitted to be taken by the Issuer or the Warrant Agent in connection with the exercise of the Certificates or otherwise pursuant to or in connection with these Conditions.
- (e) *Business Day.* In these Conditions, a "**Business Day**" shall be a day (excluding Saturdays, Sundays and public holidays) on which the SGX-ST is open for dealings in Singapore during its normal trading hours and banks are open for business in Singapore.

5. Warrant Agent

- (a) *Warrant Agent.* The Issuer reserves the right, subject to the appointment of a successor, at any time to vary or terminate the appointment of the Warrant Agent and to appoint another Warrant Agent provided that it will at all times maintain a Warrant Agent which, so long as the Certificates are listed on the SGX-ST, shall be in Singapore. Notice of any such termination or appointment and of any change in the specified office of the Warrant Agent will be given to the Certificate Holders in accordance with Condition 9.
- (b) *Agent of Issuer.* The Warrant Agent will be acting as agent of the Issuer and will not assume any obligation or duty to or any relationship of agency or trust for the Certificate Holders. All determinations and calculations by the Warrant Agent under these Conditions shall (save in the case of manifest error) be final and binding on the Issuer and the Certificate Holders.

6. Adjustments

- (a) *Potential Adjustment Event.* Following the declaration by a Company of the terms of any Potential Adjustment Event (as defined below), the Issuer will determine whether such Potential Adjustment Event has a dilutive or concentrative or other effect on the theoretical value of the Underlying Stock and, if so, will (i) make the corresponding adjustment, if any, to any one or more of the Conditions as the Issuer determines appropriate to account for that dilutive or concentrative or other effect, and (ii) determine the effective date of that adjustment. The Issuer may, but need not, determine the appropriate adjustment by reference to the adjustment in respect of such Potential Adjustment Event made by an exchange on which options or futures contracts on the Underlying Stock are traded.
- (b) *Definitions.* "*Potential Adjustment Event*" means any of the following:
 - (i) a subdivision, consolidation, reclassification or other restructuring of the Underlying Stock (excluding a Merger Event) or a free distribution or dividend of any such Underlying Stock to existing holders by way of bonus, capitalisation or similar issue;
 - (ii) a distribution or dividend to existing holders of the Underlying Stock of (1) such Underlying Stock, or (2) other share capital or securities granting the right to payment of dividends and/or the proceeds of liquidation of the Company equally or proportionately with such payments to holders of such Underlying Stock, or (3) share capital or other securities of another issuer acquired by the

Company as a result of a “spin-off” or other similar transaction, or (4) any other type of securities, rights or warrants or other assets, in any case for payment (in cash or otherwise) at less than the prevailing market price as determined by the Issuer;

- (iii) an extraordinary dividend;
 - (iv) a call by the Company in respect of the Underlying Stock that is not fully paid;
 - (v) a repurchase by the Company of the Underlying Stock whether out of profits or capital and whether the consideration for such repurchase is cash, securities or otherwise;
 - (vi) with respect to a Company an event that results in any shareholder rights pursuant to a shareholder rights agreement or other plan or arrangement of the type commonly referred to as a “poison pill” being distributed, or becoming separated from shares of common stock or other shares of the capital stock of such Company (provided that any adjustment effected as a result of such an event shall be readjusted upon any redemption of such rights); or
 - (vii) any other event that may have, in the opinion of the Issuer, a dilutive or concentrative or other effect on the theoretical value of the Underlying Stock.
- (c) *Merger Event, Tender Offer, Nationalisation and Insolvency.* If a Merger Event, Tender Offer, Nationalisation or Insolvency occurs in relation to the Underlying Stock, the Issuer may take any action described below:
- (i) determine the appropriate adjustment, if any, to be made to any one or more of the Conditions to account for the Merger Event, Tender Offer, Nationalisation or Insolvency, as the case may be, and determine the effective date of that adjustment. The Issuer may, but need not, determine the appropriate adjustment by reference to the adjustment in respect of the Merger Event, Tender Offer, Nationalisation or Insolvency made by an options exchange to options on the Underlying Stock traded on that options exchange;
 - (ii) cancel the Certificates by giving notice to the Certificate Holders in accordance with Condition 9. If the Certificates are so cancelled, the Issuer will pay an amount to each Certificate Holder in respect of each Certificate held by such Certificate Holder which amount shall be the fair market value of a Certificate taking into account the Merger Event, Tender Offer, Nationalisation or Insolvency, as the case may be, less the cost to the Issuer and/or any of its affiliates of unwinding any underlying related hedging arrangements, all as determined by the Issuer in its reasonable discretion. Payment will be made in such manner as shall be notified to the Certificate Holders in accordance with Condition 9; or
 - (iii) following any adjustment to the settlement terms of options on the Underlying Stock on such exchange(s) or trading system(s) or quotation system(s) as the Issuer in its reasonable discretion shall select (the “**Option Reference Source**”) make a corresponding adjustment to any one or more of the Conditions, which adjustment will be effective as of the date determined by the Issuer to be the effective date of the corresponding adjustment made by the Option Reference Source. If options on the Underlying Stock are not traded on the Option Reference Source, the Issuer will make such adjustment, if any, to any one or more of the Conditions as the Issuer determines appropriate, with reference to the rules and precedents (if any) set by the Option Reference Source, to account for the Merger

Event, Tender Offer, Nationalisation or Insolvency, as the case may be, that in the determination of the Issuer would have given rise to an adjustment by the Option Reference Source if such options were so traded.

Once the Issuer determines that its proposed course of action in connection with a Merger Event, Tender Offer, Nationalisation or Insolvency, it shall give notice to the Certificate Holders in accordance with Condition 9 stating the occurrence of the Merger Event, Tender Offer, Nationalisation or Insolvency, as the case may be, giving details thereof and the action proposed to be taken in relation thereto. Certificate Holders should be aware that due to the nature of such events, the Issuer will not make an immediate determination of its proposed course of action or adjustment upon the announcement or occurrence of a Merger Event, Tender Offer, Nationalisation or Insolvency.

- (d) *Definitions.* “**Insolvency**” means that by reason of the voluntary or involuntary liquidation, bankruptcy, insolvency, dissolution or winding-up of or any analogous proceeding affecting a Company (i) all the Underlying Stock of that Company is required to be transferred to a trustee, liquidator or other similar official or (ii) holders of the Underlying Stock of that Company become legally prohibited from transferring them. “**Merger Date**” means the closing date of a Merger Event or, where a closing date cannot be determined under the local law applicable to such Merger Event, such other date as determined by the Issuer. “**Merger Event**” means, in respect of the Underlying Stock, any (i) reclassification or change of such Underlying Stock that results in a transfer of or an irrevocable commitment to transfer all of such Underlying Stock outstanding to another entity or person, (ii) consolidation, amalgamation, merger or binding share exchange of a Company with or into another entity or person (other than a consolidation, amalgamation, merger or binding share exchange in which such Company is the continuing entity and which does not result in reclassification or change of all of such Underlying Stock outstanding), (iii) takeover offer, exchange offer, solicitation, proposal or other event by any entity or person to purchase or otherwise obtain 100 per cent. of the outstanding Underlying Stock of the Company that results in a transfer of or an irrevocable commitment to transfer all such Underlying Stock (other than such Underlying Stock owned or controlled by such other entity or person), or (iv) consolidation, amalgamation, merger or binding share exchange of the Company or its subsidiaries with or into another entity in which the Company is the continuing entity and which does not result in a reclassification or change of all such Underlying Stock outstanding but results in the outstanding Underlying Stock (other than Underlying Stock owned or controlled by such other entity) immediately prior to such event collectively representing less than 50 per cent. of the outstanding Underlying Stock immediately following such event, in each case if the Merger Date is on or before the Valuation Date. “**Nationalisation**” means that all the Underlying Stock or all or substantially all of the assets of a Company are nationalised, expropriated or are otherwise required to be transferred to any governmental agency, authority, entity or instrumentality thereof. “**Tender Offer**” means a takeover offer, tender offer, exchange offer, solicitation, proposal or other event by any entity or person that results in such entity or person purchasing, or otherwise obtaining or having the right to obtain, by conversion or other means, greater than 10 per cent. and less than 100 per cent. of the outstanding voting shares of the Company, as determined by the Issuer, based upon the making of filings with governmental or self-regulatory agencies or such other information as the Issuer deems relevant.
- (e) *Subdivision or Consolidation of the Certificates.* The Issuer reserves the right to subdivide or consolidate the Certificates, provided that such adjustment is considered by the Issuer not to be materially prejudicial to the Certificate Holders generally (without

considering the circumstances of any individual Certificate Holder or the tax or other consequences of such adjustment or amendment in any particular jurisdiction).

- (f) *Other Adjustments.* Except as provided in this Condition 6 and Conditions 10 and 12, adjustments will not be made in any other circumstances, subject to the right reserved by the Issuer (such right to be exercised in the Issuer's sole and unfettered discretion and without any obligation whatsoever) to make such adjustments and amendments as it believes appropriate in circumstances where an event or events (including the events as contemplated in Conditions 6(a) to 6(e)) occur which it believes in its sole discretion (and notwithstanding any prior adjustment made pursuant to the above) and irrespective of, in substitution for, or in addition to the provisions contemplated in Conditions 6(a) to 6(e) should, in the context of the issue of the Certificates and the obligations of the Issuer, give rise to such adjustment or as the case may be, amendment provided that such adjustment or as the case may be, amendment is considered by the Issuer not to be materially prejudicial to the Certificate Holders generally (without considering the circumstances of any individual Certificate Holder or the tax or other consequences of such adjustment or amendment in any particular jurisdiction).
- (g) *Notice of Adjustments.* All determinations made by the Issuer pursuant hereto will be conclusive and binding on the Certificate Holders. The Issuer will give, or procure that there is given notice as soon as practicable of any adjustment and of the date from which such adjustment is effective in accordance with Condition 9. For the avoidance of doubt, no notice will be given if the Issuer determines that adjustments will not be made.

7. Purchases

The Issuer or its related corporations may at any time purchase Certificates at any price in the open market or by tender or by private treaty. Any Certificates so purchased may be held or resold or surrendered for cancellation.

8. Meetings of Certificate Holders; Modification

- (a) *Meetings of Certificate Holders.* The Master Warrant Agent Agreement or Warrant Agent Agreement contains provisions for convening meetings of the Certificate Holders to consider any matter affecting their interests, including the sanctioning by Extraordinary Resolution (as defined in the Master Warrant Agent Agreement or Warrant Agent Agreement) of a modification of the provisions of the Certificates or of the Master Warrant Agent Agreement or Warrant Agent Agreement.

At least 21 days' notice (exclusive of the day on which the notice is given and of the day on which the meeting is held) specifying the date, time and place of the meeting shall be given to the Certificate Holders.

Such a meeting may be convened by the Issuer or by Certificate Holders holding not less than ten per cent. of the Certificates for the time being remaining unexercised. The quorum at any such meeting for passing an Extraordinary Resolution will be two or more persons holding or representing not less than 25 per cent. of the Certificates for the time being remaining unexercised, or at any adjourned meeting two or more persons being or representing Certificate Holders whatever the number of Certificates so held or represented.

A resolution will be an Extraordinary Resolution when it has been passed at a duly convened meeting by not less than three-quarters of the votes cast by such Certificate Holders who, being entitled to do so, vote in person or by proxy.

An Extraordinary Resolution passed at any meeting of the Certificate Holders shall be binding on all the Certificate Holders whether or not they are present at the meeting. Resolutions can be passed in writing if passed unanimously.

- (b) *Modification.* The Issuer may, without the consent of the Certificate Holders, effect (i) any modification of the provisions of the Certificates or the Instrument which is not materially prejudicial to the interests of the Certificate Holders or (ii) any modification of the provisions of the Certificates or the Instrument which is of a formal, minor or technical nature, which is made to correct an obvious error or which is necessary in order to comply with mandatory provisions of Singapore law. Any such modification shall be binding on the Certificate Holders and shall be notified to them by the Warrant Agent before the date such modification becomes effective or as soon as practicable thereafter in accordance with Condition 9.

9. Notices

- (a) *Documents.* All cheques and other documents required or permitted by these Conditions to be sent to a Certificate Holder or to which a Certificate Holder is entitled or which the Issuer shall have agreed to deliver to a Certificate Holder may be delivered by hand or sent by post addressed to the Certificate Holder at his address appearing in the records maintained by CDP or, in the case of joint Certificate Holders, addressed to the joint holder first named at his address appearing in the records maintained by CDP, and airmail post shall be used if that address is not in Singapore. All documents delivered or sent in accordance with this paragraph shall be delivered or sent at the risk of the relevant Certificate Holder.
- (b) *Notices.* All notices to Certificate Holders will be validly given if published in English on the website of the SGX-ST. Such notices shall be deemed to have been given on the date of the first such publication. If publication on the website of the SGX-ST is not practicable, notice will be given in such other manner as the Issuer may determine. The Issuer shall, at least one month prior to the expiry of any Certificate, give notice of the date of expiry of such Certificate in the manner prescribed above.

10. Liquidation

In the event of a liquidation or dissolution of the Company or the appointment of a liquidator (including a provisional liquidator) or receiver or judicial manager or trustee or administrator or analogous person under Singapore or other applicable law in respect of the whole or substantially the whole of its undertaking, property or assets, all unexercised Certificates will lapse and shall cease to be valid for any purpose, in the case of voluntary liquidation, on the effective date of the relevant resolution and, in the case of an involuntary liquidation or dissolution, on the date of the relevant court order or, in the case of the appointment of a liquidator (including a provisional liquidator) or receiver or judicial manager or trustee or administrator or analogous person under Singapore or other applicable law in respect of the whole or substantially the whole of its undertaking, property or assets, on the date when such appointment is effective but subject (in any such case) to any contrary mandatory requirement of law. In the event of the voluntary liquidation of the Company, the Issuer shall make such adjustments or amendments as it reasonably believes are appropriate in the circumstances.

11. Further Issues

The Issuer shall be at liberty from time to time, without the consent of the Certificate Holders, to create and issue further certificates so as to form a single series with the Certificates.

12. Delisting

- (a) *Delisting.* If at any time, the Underlying Stock ceases to be listed on the Relevant Stock Exchange, the Issuer shall give effect to these Conditions in such manner and make such adjustments and amendments to the rights attaching to the Certificates as it shall, in its absolute discretion, consider appropriate to ensure, so far as it is reasonably able to do so, that the interests of the Certificate Holders generally are not materially prejudiced as a consequence of such delisting (without considering the individual circumstances of any Certificate Holder or the tax or other consequences that may result in any particular jurisdiction).
- (b) *Issuer's Determination.* The Issuer shall determine, in its absolute discretion, any adjustment or amendment and its determination shall be conclusive and binding on the Certificate Holders save in the case of manifest error. Notice of any adjustments or amendments shall be given to the Certificate Holders in accordance with Condition 9 as soon as practicable after they are determined.

13. Early Termination

- (a) *Early Termination for Illegality etc.* The Issuer shall have the right to terminate the Certificates if it shall have determined in its absolute discretion that a Regulatory Event (as defined below) has occurred and, for reasons beyond its control its performance thereunder shall have become unlawful in whole or in part under any applicable present or future law, rule, regulation, judgment, order or directive of any governmental, administrative, legislative or judicial authority or power ("**Applicable Law**").

For the purposes of this Condition:

"**Regulatory Event**" means, following the occurrence of a Change in Law (as defined below) with respect to the Issuer and/or any of its affiliates involved in the issue of the Certificates (hereafter the "**Relevant Affiliates**" and each of the Issuer and the Relevant Affiliates, a "**Relevant Entity**") that, after the Certificates have been issued, (i) any Relevant Entity would incur a materially increased (as compared with circumstances existing prior to such event) amount of tax, duty, liability, penalty, expense, fee, cost or regulatory capital charge however defined or collateral requirements for performing its obligations under the Certificates or hedging the Issuer's obligations under the Certificates, including, without limitation, due to clearing requirements of, or the absence of, clearing of the transactions entered into in connection with the issue of, or hedging the Issuer's obligation under, the Certificates, (ii) it is or will become for any Relevant Entity impracticable, impossible (in each case, after using commercially reasonable efforts), unlawful, illegal or otherwise prohibited or contrary, in whole or in part, under any law, regulation, rule, judgement, order or directive of any governmental, administrative or judicial authority, or power, applicable to such Relevant Entity (a) to hold, acquire, issue, reissue, substitute, maintain, settle, or as the case may be, guarantee, the Certificates, (b) to acquire, hold, sponsor or dispose of any asset(s) (or any interest thereof) of any other transaction(s) such Relevant Entity may use in connection with the issue of the Certificates or to hedge the Issuer's obligations under the Certificates, (c) to perform obligations in connection with, the Certificates or any contractual arrangement entered into between the Issuer and any Relevant Affiliate (including without limitation to hedge the Issuer's obligations under the Certificates) or (d) to hold, acquire, maintain, increase, substitute or redeem all or a substantial part of its direct or indirect shareholding in the Issuer's capital or the capital of any Relevant Affiliate or to directly or indirectly sponsor the Issuer or any Relevant Affiliate, or (iii) there is or may be

a material adverse effect on a Relevant Entity in connection with the issue of the Certificates.

“Change in Law” means (i) the adoption, enactment, promulgation, execution or ratification of any applicable new law, regulation or rule (including, without limitation, any applicable tax law, regulation or rule) after the Certificates have been issued, (ii) the implementation or application of any applicable law, regulation or rule (including, without limitation, any applicable tax law, regulation or rule) already in force when the Certificates have been issued but in respect of which the manner of its implementation or application was not known or unclear at the time, or (iii) the change of any applicable law, regulation or rule existing when the Certificates are issued, or the change in the interpretation or application or practice relating thereto, existing when the Certificates are issued of any applicable law, regulation or rule, by any competent court, tribunal, regulatory authority or any other entity exercising executive, legislative, judicial, taxing, regulatory or administrative powers or functions of or pertaining to government (including any additional or alternative court, tribunal, authority or entity, to that existing when the Certificates are issued).

- (b) *Early Termination for other reasons.* The Issuer reserves the right (such right to be exercised in the Issuer’s sole and unfettered discretion and without any obligation whatsoever) to terminate the Certificates in accordance with Condition 13(c) where an event or events occur which it believes in its sole discretion should, in the context of the issue of the Certificates and the obligations of the Issuer, give rise to such termination provided that such termination is considered by the Issuer not to be materially prejudicial to the interests of Certificate Holders generally (without considering the circumstances of any individual Certificate Holder or the tax or other consequences of such termination in any particular jurisdiction).
- (c) *Termination.* If the Issuer terminates the Certificates early, then the Issuer will give notice to the Certificate Holders in accordance with Condition 9. The Issuer will, if and to the extent permitted by the Applicable Law, pay to each Certificate Holder in respect of each Certificate held by such Certificate Holder an amount calculated by it as the fair market value of the Certificate immediately prior to such termination (ignoring such illegality) less the cost to the Issuer of unwinding any related hedging arrangements. Payment will be made to the Certificate Holder in such manner as shall be notified to the Certificate Holder in accordance with Condition 9.

14. Governing Law

The Certificates, the Instrument and the Master Warrant Agent Agreement or Warrant Agent Agreement will be governed by and construed in accordance with Singapore law. The Issuer and each Certificate Holder (by its purchase of the Certificates) shall be deemed to have submitted for all purposes in connection with the Certificates, the Instrument and the Master Warrant Agent Agreement or Warrant Agent Agreement to the non-exclusive jurisdiction of the courts of Singapore.

15. Prescription

Claims against the Issuer for payment of any amount in respect of the Certificates will become void unless made within six years of the Expiry Date and, thereafter, any sums payable in respect of such Certificates shall be forfeited and shall revert to the Issuer.

16. Contracts (Rights of Third Parties) Act, Chapter 53B of Singapore

Unless otherwise expressly provided in the Global Warrant, the Instrument and the Master Warrant Agent Agreement or Warrant Agent Agreement, a person who is not a party to any contracts made pursuant to the Global Warrant, the Instrument and the Master Warrant Agent Agreement or Warrant Agent Agreement has no rights under the Contracts (Rights of Third Parties) Act, Chapter 53B

of Singapore to enforce any terms of such contracts. Except as expressly provided herein, the consent of any third party is not required for any subsequent agreement by the parties hereto to amend or vary (including any release or compromise of any liability) or terminate such contracts.

SUMMARY OF THE ISSUE

The following is a summary of the issue and should be read in conjunction with, and is qualified by reference to, the other information set out in this document and the Base Listing Document. Terms used in this Summary are defined in the Conditions.

Issuer:	UBS AG acting through its London Branch
Company:	JD.com, Inc.
The Certificates:	European Style Cash Settled Long Certificates relating to the Underlying Stock
Number:	15,000,000 Certificates
Form:	The Certificates will be issued subject to, and with the benefit of, a master instrument by way of deed poll dated 7 January 2022 (the “ Master Instrument ”) and executed by the Issuer and a master warrant agent agreement dated 27 February 2008 (the “ Master Warrant Agent Agreement ”) and made between the Issuer and the Warrant Agent.
Cash Settlement Amount:	In respect of each Certificate, is the amount (if positive) equal to: Notional Amount per Certificate x Closing Level
Denominations:	Certificates are represented by a global warrant in respect of all the Certificates.
Exercise:	The Certificates may only be exercised on the Expiry Date or if the Expiry Date is not a Business Day, the immediately preceding Business Day, in a Board Lot or integral multiples thereof. Certificate Holders will not be required to deliver an exercise notice. If the Cash Settlement Amount (less any Exercise Expenses) is positive, all Certificates will be deemed to have been automatically exercised at 5:00 p.m. (Singapore time) on the Expiry Date or if the Expiry Date is not a Business Day, the immediately preceding Business Day. The Cash Settlement Amount less the Exercise Expenses in respect of the Certificates shall be paid in the manner set out in Condition 4(c) of the Conditions. In the event the Cash Settlement Amount (less any Exercise Expenses) is zero, all Certificates shall be deemed to have expired at 5:00 p.m. (Singapore time) on the Expiry Date or if the Expiry Date is not a Business Day, the immediately preceding Business Day, and Certificate Holders shall not be entitled to receive any payment from the Issuer in respect of the Certificates.
Exercise and Trading Currency:	SGD
Board Lot:	100 Certificates

- Transfers of Certificates: Certificates may only be transferred in Board Lots (or integral multiples thereof). All transfers in Certificates, in the open market or otherwise, must be effected through a securities account with CDP. Title will pass upon registration of the transfer in the records of CDP.
- Listing: Application has been made to the SGX-ST for permission to deal in and for quotation of the Certificates and the SGX-ST has agreed in principle to grant permission to deal in and for quotation of the Certificates. Issue of the Certificates is conditional on such listing being granted. It is expected that dealings in the Certificates on the SGX-ST will commence on or about 21 April 2022.
- Governing Law: The laws of Singapore
- Warrant Agent: The Central Depository (Pte) Limited
11 North Buona Vista Drive
#06-07 The Metropolis Tower 2
Singapore 138589
- Further Issues: Further issues which will form a single series with the Certificates will be permitted.

The above summary is qualified in its entirety by reference to the detailed information appearing elsewhere in this document and the Base Listing Document.

**INFORMATION RELATING TO
THE EUROPEAN STYLE CASH SETTLED LONG CERTIFICATES ON SINGLE EQUITIES**

What are European Style Cash Settled Long Certificates on Single Equities?

European style cash settled long certificates on single equities (the “**Certificates**”) are structured products relating to the Underlying Stock and the return on a Certificate is linked to the performance of the Leverage Strategy.

A) Cash Settlement Amount Payable upon the Exercise of the Certificates at Expiry

Upon the exercise of the Certificates at expiry, the Certificate Holders would be paid a Cash Settlement Amount in respect of each Certificate.

The Cash Settlement Amount, in respect of each Certificate, shall be an amount payable in the Settlement Currency equal to the Closing Level multiplied by the Notional Amount per Certificate.

The Closing Level, in respect of each Certificate, shall be an amount payable in the Settlement Currency equal to (1) divided by (2) less (3) subject to any adjustments such as (4), where:

- (1) is the Final Reference Level multiplied by the Final Exchange Rate;
- (2) is the Initial Reference Level multiplied by the Initial Exchange Rate;
- (3) is the Strike Level; and
- (4) is the Hedging Fee Factor.

If the Cash Settlement Amount (less any Exercise Expenses) is positive, all Certificates shall be deemed to have been automatically exercised and investors will receive a Cash Settlement Amount. If the Cash Settlement Amount (less any Exercise Expenses) is zero, all Certificates shall be deemed to have expired. Please refer to the section headed “Terms and Conditions of the European Style Cash Settled Long/Short Certificates on Single Equities” for further details on the calculation of the Cash Settlement Amount.

The Certificates are only suitable for investors who believe that the price of the Underlying Stock will increase and are seeking short-term leveraged exposure to the Underlying Stock.

B) Trading the Certificates before Expiry

If the Certificate Holders want to cash out their investments in the Certificates before the expiry of the Certificates, they may sell the Certificates in the secondary market during the life of the Certificates, and would be subject to the following fees and charges:

- (i) For Certificate Holders who trade the Certificates intraday: shall pay normal transaction and brokerage fees for the trading of the Certificates on the SGX-ST, and may be required to pay stamp taxes or other documentary charges in accordance with the laws and practices of the country where the Certificates are transferred; and
- (ii) For Certificate Holders who hold the Certificates overnight: in addition to the normal transaction and brokerage fees and applicable stamp taxes, would also be required to bear the Management Fee and Gap Premium as well as certain costs embedded within the Leverage Strategy including the Funding Cost and the Rebalancing Cost.

Illustration of the Calculation of Hedging Fee Factor

Hedging Fee Factor	=	Product of the Daily Fees
--------------------	---	---------------------------

Daily Fees	=	Daily Management Fee Adjustment
		1 – Management Fee x ACT (t-1;t) / 360
		x
		Daily Gap Premium Adjustment
		1 – Gap Premium (t-1) x ACT (t-1;t) / 360

Illustration of the Calculation of Cash Settlement Amount

Cash Settlement Amount = Final Value of Certificates – Strike Level (zero)

Value of Certificates	=	t ⁷ =0	x	Leverage Strategy daily performance ⁸	x	Daily Fees	x	Leverage Strategy daily performance	x	...	x	Leverage Strategy Daily performance	x	Daily Fees
		Notional Amount												
		t=1												
		t=2												
		t=i												

Value of Certificates	=	t=0	x	Product of the daily Leverage Strategy Performance	x	Product of the Daily Fees (Hedging Fee Factor)
		Notional Amount				
		Leverage Strategy daily performance x Leverage Strategy daily performance				
		Daily Fees x Daily Fees				

Final Value of Certificates	=	t=0	x	Final Reference Level x Final Exchange Rate ÷ Initial Reference Level x Initial Exchange Rate	x	Hedging Fee Factor
		Notional Amount				

Illustration of the applicable fees and charges for an intraday trading scenario

Hedging Fee is implemented overnight in the price of the Certificate. As a consequence, when trading intraday, investors will not bear any Hedging Fee.

Investors will only support bid/ask costs, which are the difference between the price at which the Designated Market Maker purchases (bid) and sells (ask) the Certificate at any point of time.

⁷ “t” refers to “**Observation Date**” which means each Underlying Stock Business Day (subject to Market Disruption Event) from (and including) the Underlying Stock Business Day immediately preceding the Expected Listing Date to the Valuation Date.

⁸ Leverage Strategy daily performance is computed as the Leverage Strategy Level on Business Day (t) divided by the Leverage Strategy Level on Business Day (t-1).

Example of Calculation of Hedging Fee Factor and Cash Settlement Amount

The example is purely hypothetical. We include the example to illustrate how the Certificates work, and you MUST NOT rely on them as any indication of the actual return or what the payout on the Certificates might actually be. The example also assumes a product which expires 16 days after listing date, to illustrate the daily calculation of price, costs and fees from listing date to expiry date.

Assuming an investor purchases the following Certificates at the Issue Price:

Underlying Stock:	Class A ordinary shares of JD.com, Inc.
Expected Listing Date:	01/02/2021
Expiry Date:	16/02/2021
Initial Reference Level:	1,000
Initial Exchange Rate:	1
Final Reference Level:	1,200
Final Exchange Rate:	1
Issue Price:	0.60 SGD
Notional Amount per Certificate:	0.60 SGD
Management Fee (p.a.):	0.40%
Gap Premium (p.a.):	7.50%
Strike Level:	Zero

Hedging Fee Factor

Hedging Fee Factor on the nth Underlying Stock Business Day after issuance of Certificate ("HFF (n)") is calculated as follows:

$$\text{HFF}(0) = 100\%$$

On Next Calendar Day (assuming it is an Underlying Stock Business Day):

$$\text{HFF}(1) = \text{HFF}(0) \times \left(1 - \text{Management Fee} \times \frac{\text{ACT}(t-1; t)}{360}\right) \times \left(1 - \text{Gap Premium} \times \frac{\text{ACT}(t-1; t)}{360}\right)$$

$$\text{HFF}(1) = 100\% \times \left(1 - 0.40\% \times \frac{1}{360}\right) \times \left(1 - 7.50\% \times \frac{1}{360}\right)$$

$$\text{HFF}(1) = 100\% \times 99.9989\% \times 99.9792\% \approx 99.9781\%$$

Assuming 2nd Underlying Stock Business Day falls 3 Calendar Days after 1st Underlying Stock Business

Day:

$$\text{HFF (2)} = \text{HFF (1)} \times \left(1 - \text{Management Fee} \times \frac{\text{ACT (t-1; t)}}{360}\right) \times \left(1 - \text{Gap Premium} \times \frac{\text{ACT (t-1; t)}}{360}\right)$$

$$\text{HFF (2)} = 99.9781\% \times \left(1 - 0.40\% \times \frac{3}{360}\right) \times \left(1 - 7.50\% \times \frac{3}{360}\right)$$

$$\text{HFF (2)} = 99.9781\% \times 99.9967\% \times 99.9375\% \approx 99.9122\%$$

The same principle applies to the following Underlying Stock Business Days:

$$\text{HFF (n)} = \text{HFF (n-1)} \times \left(1 - \text{Management Fee} \times \frac{\text{ACT (t-1; t)}}{360}\right) \times \left(1 - \text{Gap Premium} \times \frac{\text{ACT (t-1; t)}}{360}\right)$$

In this example, the Hedging Fee Factor as of the Valuation Date would be equal to 99.6713% as illustrated below:

Date	HFF
2/1/2021	100.0000%
2/2/2021	99.9781%
2/3/2021	99.9561%
2/4/2021	99.9342%
2/5/2021	99.9123%
2/8/2021	99.8465%
2/9/2021	99.8246%
2/10/2021	99.8027%
2/11/2021	99.7808%
2/12/2021	99.7589%
2/15/2021	99.6932%
2/16/2021	99.6713%

Cash Settlement Amount

In this example, the Closing Level and the Cash Settlement Amount would be computed as follows:

Closing Level = [(Final Reference Level x Final Exchange Rate) / (Initial Reference Level x Initial Exchange Rate) – Strike Level] x Hedging Fee Factor

$$= [(1200 \times 1) / (1000 \times 1) - 0] \times 99.6713\%$$

$$= 119.61\%$$

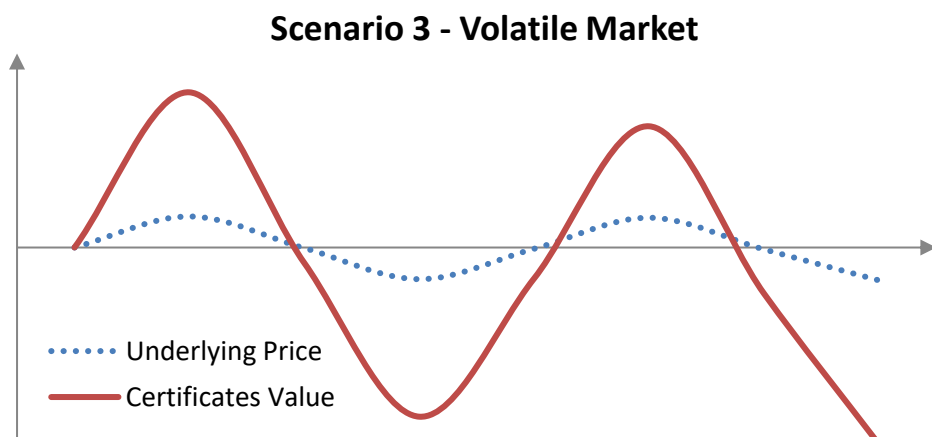
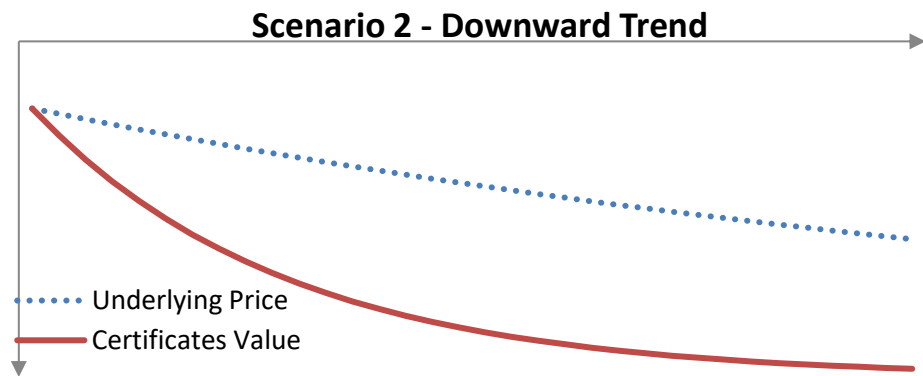
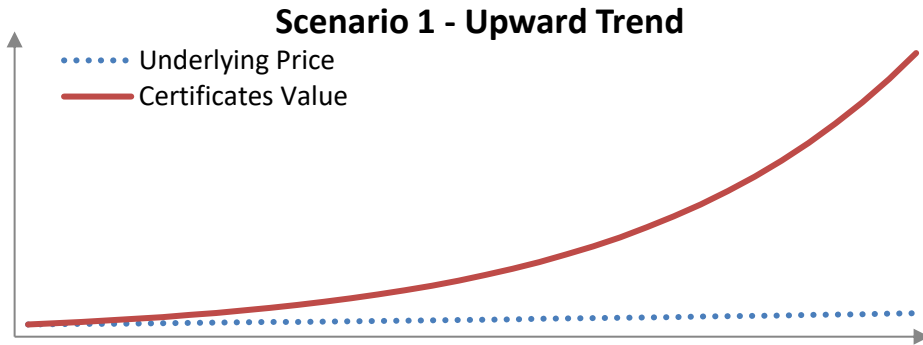
Cash Settlement Amount = Closing Level x Notional Amount per Certificate

$$= 119.61\% \times 0.60 \text{ SGD}$$

$$= 0.718 \text{ SGD}$$

Illustration on how returns and losses can occur under different scenarios

The examples are purely hypothetical and do not take fees and charges payable by investors into consideration. The examples highlight the effect of the Underlying Stock performance on the value of the Certificates and do not take into account the possible influence of fees, exchange rates, dividends, or any other market parameters.

1. Illustrative examples

2. Numerical Examples

Scenario 1 – Upward Trend

Underlying						
	Day 0	Day 1	Day 2	Day 3	Day 4	Day 5
Daily Return		2.00%	2.00%	2.00%	2.00%	2.00%
Value at end of day	10,000.00	10,200.00	10,404.00	10,612.08	10,824.32	11,040.81
Accumulated Return		2.00%	4.04%	6.12%	8.24%	10.41%

Value of the Certificates						
	Day 0	Day 1	Day 2	Day 3	Day 4	Day 5
Daily Return		10.00%	10.00%	10.00%	10.00%	10.00%
Price at end of day	0.60	0.66	0.73	0.80	0.88	0.97
Accumulated Return		10.00%	21.00%	33.10%	46.41%	61.05%

Scenario 2 – Downward Trend

Underlying						
	Day 0	Day 1	Day 2	Day 3	Day 4	Day 5
Daily Return		-2.00%	-2.00%	-2.00%	-2.00%	-2.00%
Value at end of day	10,000.00	9,800.00	9,604.00	9,411.92	9,223.68	9,039.21
Accumulated Return		-2.00%	-3.96%	-5.88%	-7.76%	-9.61%

Value of the Certificates						
	Day 0	Day 1	Day 2	Day 3	Day 4	Day 5
Daily Return		-10.00%	-10.00%	-10.00%	-10.00%	-10.00%
Price at end of day	0.60	0.54	0.49	0.44	0.39	0.35
Accumulated Return		-10.00%	-19.00%	-27.10%	-34.39%	-40.95%

Scenario 3 – Volatile Market

Underlying						
	Day 0	Day 1	Day 2	Day 3	Day 4	Day 5
Daily Return		2.00%	-2.00%	-2.00%	2.00%	2.00%
Value at end of day	10,000.00	10,200.00	9,996.00	9,796.08	9,992.00	10,191.84
Accumulated Return		2.00%	-0.04%	-2.04%	-0.08%	1.92%

Value of the Certificates						
	Day 0	Day 1	Day 2	Day 3	Day 4	Day 5
Daily Return		10.00%	-10.00%	-10.00%	10.00%	10.00%
Price at end of day	0.60	0.66	0.59	0.53	0.59	0.65
Accumulated Return		10.00%	-1.00%	-10.90%	-1.99%	7.81%

Description of Air Bag Mechanism

The Certificates integrate an “Air Bag Mechanism” which is designed to reduce exposure to the Underlying Stock during extreme market conditions.

In accordance with the Air Bag Mechanism timeline below, when the Air Bag triggers, the following typically occurs:

- Observation Period: the price of the Underlying Stock is observed and its minimum price is recorded (i) during 15 minutes of continuous trading after the Air Bag is triggered, or (ii) until Market Close if there is 15 minutes (or less) of continuous trading until Market Close when the Air Bag is triggered; and
- Reset Period: thereafter, the Leverage Strategy is reset using the minimum price of the Underlying Stock during the Observation Period as the New Observed Price. The New Observed Price replaces the last closing price of the Underlying Stock in order to compute the performance of the Leverage Strategy.

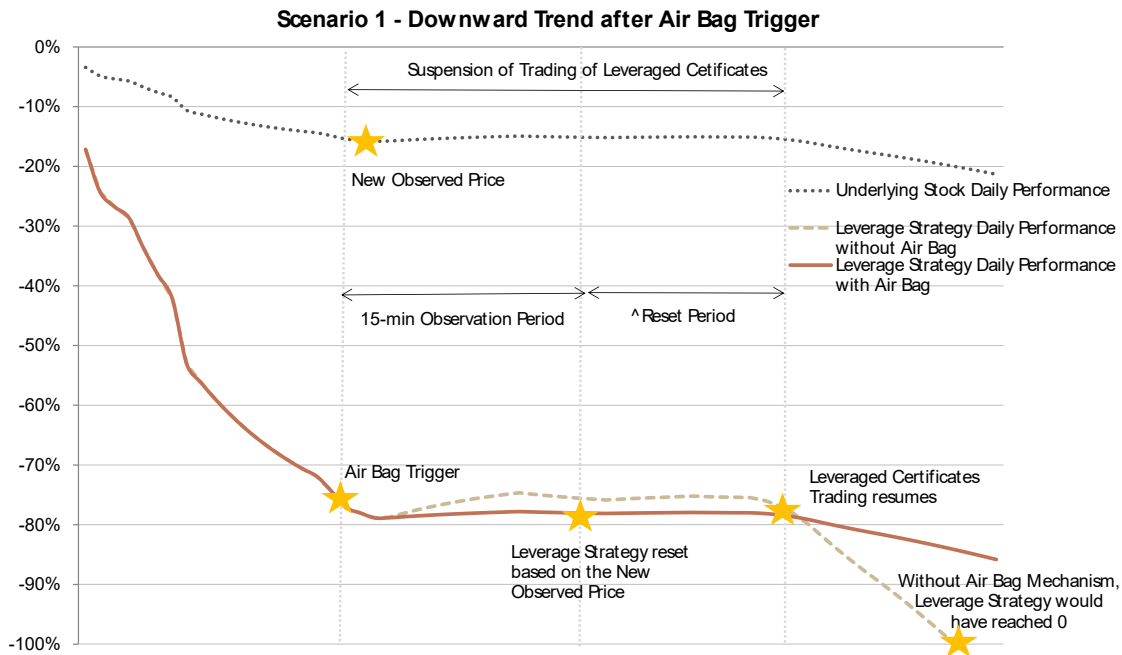
During the Observation Period and Reset Period, trading of Certificates is suspended for **at least** 30 minutes of continuous trading after the Air Bag is triggered. Investors cannot sell or purchase any Certificates during this period. The Reset Period (and consequently the resumption of trading) is subject further to SGX-ST’s requirements, including at least 30 minutes from the time of publication of an announcement on the exchange in respect of the Air Bag Mechanism being triggered, and at least 15 minutes after the SGX-ST grants an approval to resume trading, whichever is later, rounded to the next quarter of an hour.

For the avoidance of doubt, if the Air Bag Mechanism was triggered with more than 60 minutes of continuous trading before Market Close, trading of Certificates will resume the same trading day after the Reset Period has elapsed, subject to the SGX-ST’s approval to resume trading. If the Air Bag Mechanism was triggered between 45 minutes and 60 minutes of continuous trading before Market Close, trading of Certificates may or may not resume the same trading day after the Reset Period has elapsed. If the Air Bag Mechanism was triggered with only 45 minutes (or less) of continuous trading before Market Close, trading of Certificates resumes on the next trading day.

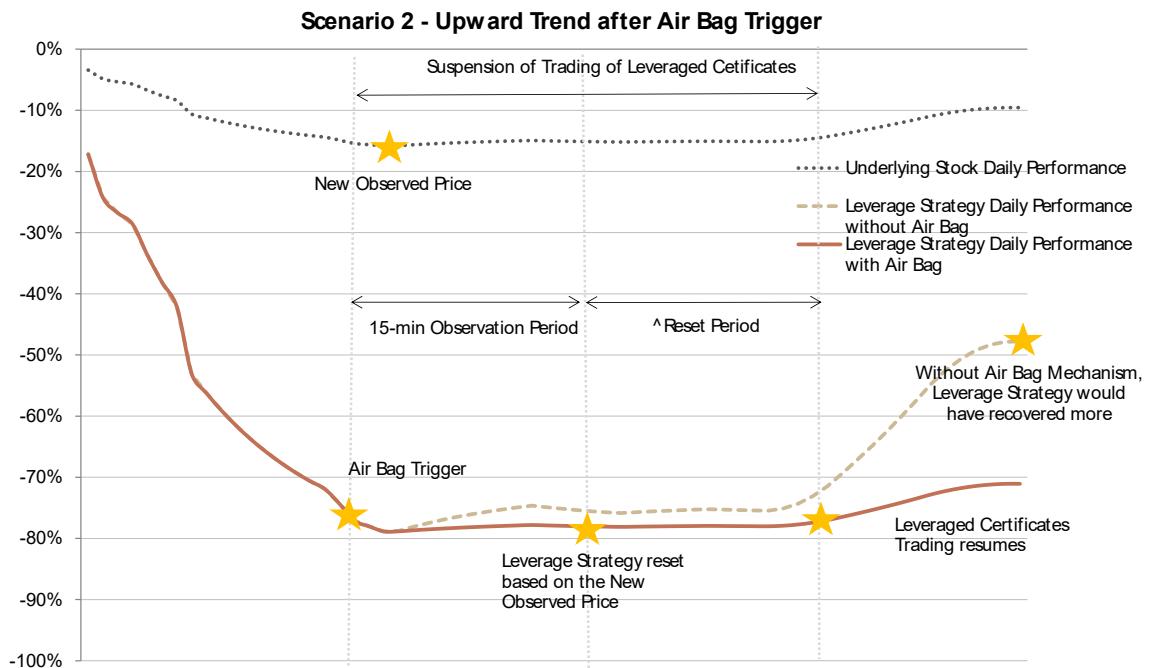
With **Market Close** defined as:

- Underlying Stock closing time with respect to the Observation Period including the closing auction session
- The sooner between Underlying Stock closing time of continuous trading and SGX-ST closing time of continuous trading with respect to the resumption of trading

Illustrative examples of the Air Bag Mechanism⁹



^ The Reset Period (and consequently the resumption of trading) is subject further to SGX-ST's requirements, including at least 30 minutes from the time of publication of an announcement on the exchange in respect of the Air Bag Mechanism being triggered, and at least 15 minutes after the SGX-ST grants an approval to resume trading, whichever is later, rounded to the next quarter of an hour.



^ The Reset Period (and consequently the resumption of trading) is subject further to SGX-ST's requirements, including at least 30 minutes from the time of publication of an announcement on the exchange in respect of the Air Bag Mechanism being triggered, and at least 15 minutes after the SGX-ST grants an approval to resume trading, whichever is later, rounded to the next quarter of an hour.

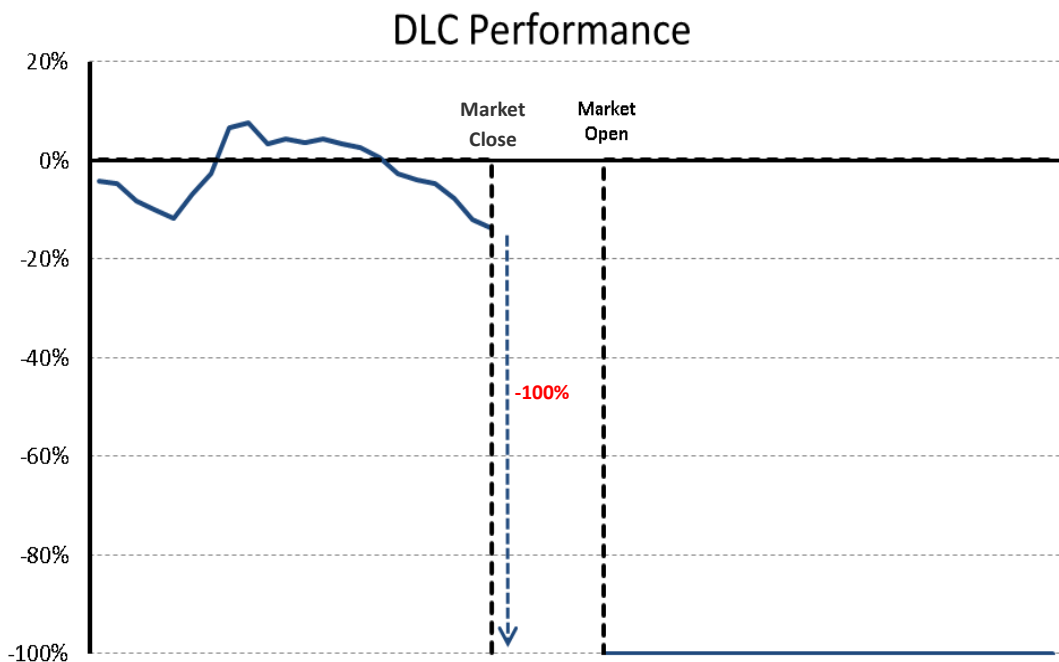
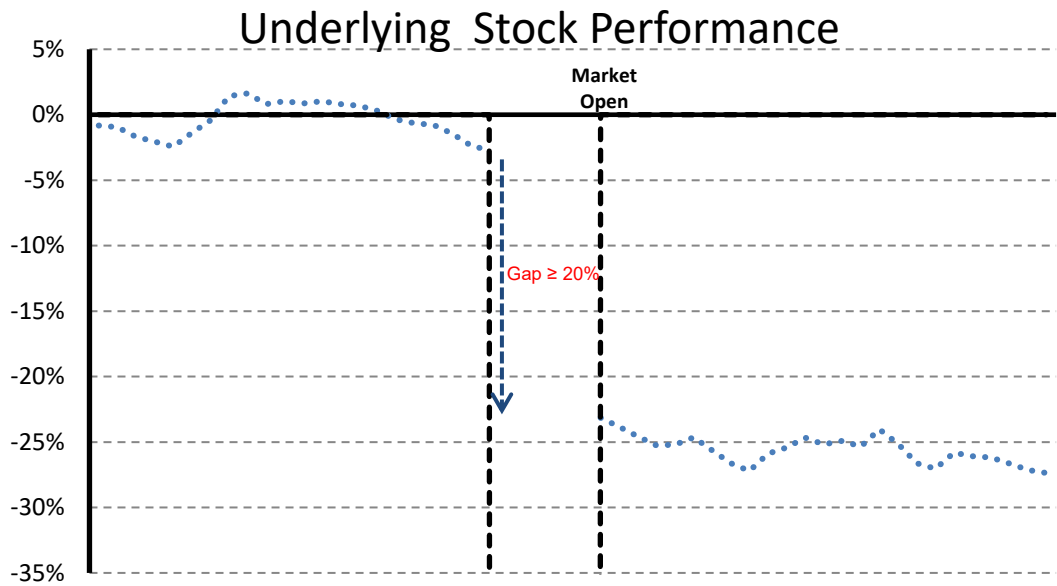
⁹ The illustrative examples are not exhaustive.

Scenarios where the investor may lose the entire value of the investment

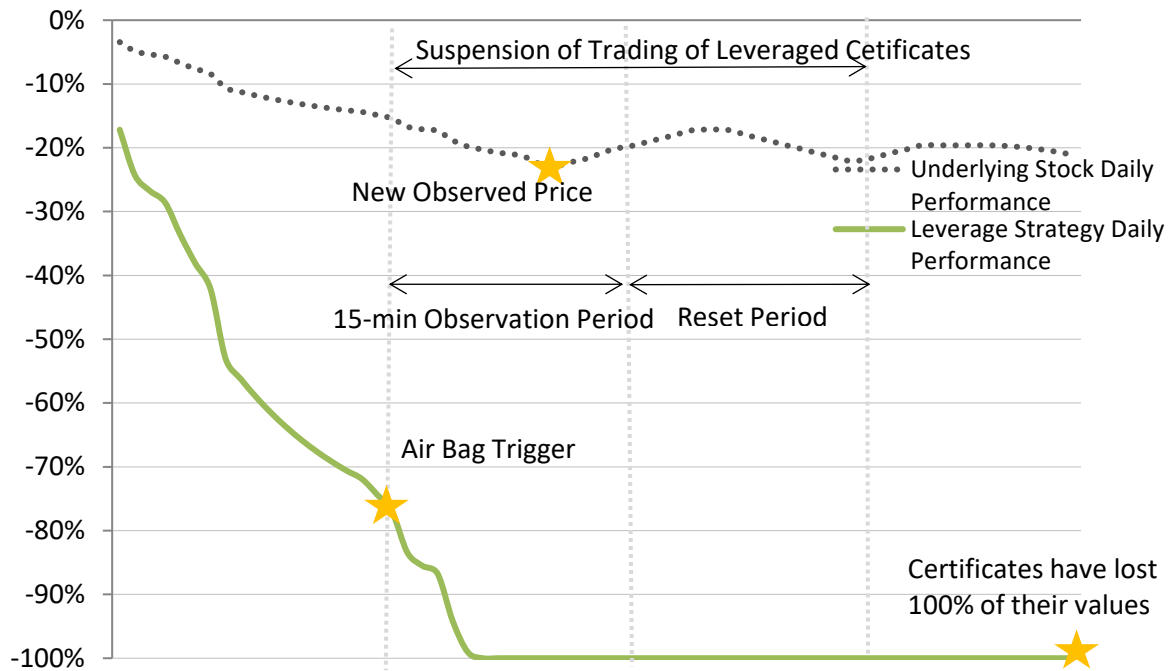
The scenarios below are purely hypothetical and do not take fees and charges payable by investors into consideration. The scenarios highlight cases where the Certificates may lose 100% of their value.

Scenario 1 – Overnight fall of the Underlying Stock

On any business day, the opening price of the Underlying Stock may be higher or lower than the closing price on the previous day. The difference between the previous closing price and the opening price of the Underlying Stock is termed a “gap”. If the opening price of the Underlying Stock is 20% or more below the previous day closing price, the Air Bag Mechanism would only be triggered when the market opens the following day, and the Certificates would lose their entire value in such event.



Although the Air Bag Mechanism is designed to reduce the exposure to the Underlying Stock during extreme market conditions, the Certificate can lose 100% of its value in the event the price of the Underlying Stock falls by 20% or more within the 15 minutes Observation Period compared to the reference price, being: (i) if air bag event has not been previously triggered on the same day, the previous closing price of the Underlying Stock, or (ii) if one or more air bag events have been previously triggered on the same day, the latest New Observed Price. The Certificates would lose their entire value in such event.



Examples and illustrations of adjustments due to certain corporate actions

The examples are purely hypothetical and do not take fees and charges payable by investors into consideration. The examples highlight the effect of corporate actions on the value of the Certificates and do not take into account the possible influence of fees, exchange rates, or any other market parameters.

In the case of any corporate action on the Underlying Stock, the Calculation Agent will, as soon as reasonably practical after it becomes aware of such event, determine whether such corporate action has a dilutive or concentrative effect on the theoretical value of the Underlying Stock, and if so, will (a) calculate the corresponding adjustment, if any, to be made to the elements relating to the Underlying Stock which are used to determine any settlement or payment terms under the Certificates and/or adjust at its discretion any other terms of the Certificates as it determines appropriate to preserve the economic equivalent of the obligations of the Issuer under the Certificates and (b) determine the effective date of such adjustment.

Notwithstanding the foregoing, in the event the Observation Date of the Leverage Reset Time (t), is an ex-date with respect to a corporate action related to the Underlying Stock and the immediately preceding Leverage Reset Time r(t) is at the scheduled closing time for the Relevant Stock Exchange for the Underlying Stock (or any successor thereto), the Calculation Agent may, in its sole and absolute discretion, replace the $Rfactor_t$ with respect to such Leverage Reset Time (t) by an amount computed according to the following generic formula :

$$Rfactor_t = \left[1 - \frac{Div_t + DivExc_t - M \times R}{S_{r(t)}} \right] \times \frac{1}{1 + M}$$

This formula is provided for indicative purposes and the Calculation Agent may determine that this formula is not appropriate for certain corporate actions and may apply a different formula instead.

Such adjustment of $Rfactor_t$ would affect the Leveraged Return, the Rebalancing Cost, and the Underlying Reference Price used to determine the Intraday Restrike Event. The Air Bag mechanism would not be triggered if the stock price falls by 15% exclusively because of the dilutive effect of a corporate action.

Where:

$DivExc_t$ is the amount received as an Extraordinary Dividend by a holder of existing Shares for each Share held prior to the Extraordinary Dividend, net of any applicable withholding taxes.

M is the number of new Share(s) (whether a whole or a fraction) per existing Share each holder thereof is entitled to subscribe or to receive (positive amount) or the number of existing Shares redeemed or canceled per existing Share (negative amount), as the case may be, resulting from the corporate action.

R is the subscription price per Share (positive amount) or the redemption price per Share (negative amount) including any dividends or other benefits forgone to be subscribe to or to receive (as applicable), or to redeem a Share.

1. Stock split

Assuming the Underlying Stock is subject to a 1 to 2 stock split (i.e. 1 new Share for every 1 existing share):

$$S_{r(t)} = \$100$$

$$S_t = \$51$$

$$Div_t = \$0$$

$$\text{DivExc}_t = \$0$$

M = 1 (i.e. 1 new Shares for 1 existing Share)

R = \$0 (no subscription price / redemption price)

$$Rfactor_t = \left[1 - \frac{0 + 0 - 2 \times 0}{100} \right] \times \frac{1}{1 + 1} = 50\%$$

As a consequence:

$$LR_{r(t),t} = \text{Leverage} \times \left(\frac{S_t}{S_{r(t)} \times Rfactor_t} - 1 \right) = 5 \times \left(\frac{51}{100 \times 50\%} - 1 \right) = 10\%$$

$S_{r(t)}$	$S_{r(t)} \times Rfactor_t$	S_t	Adjusted Underlying Stock Performance
100	50	51	2%

Value of the Certificate r(t)	Value of the Certificate (t)	Certificates' performance (excluding any cost and fees)
0.60	0.66	10%

In such case an Intraday Restrike Event would occur if the Underlying Stock price falls to \$42.5, which is 15% below \$50, the Underlying Stock Reference Price.

2. Share Consolidation

Assuming the Underlying Stock is subject to a 2 to 1 share consolidation (i.e. 1 Share canceled for every 2 existing Shares):

$$S_{r(t)} = \$100$$

$$S_t = \$202$$

$$\text{Div}_t = \$0$$

$$\text{DivExc}_t = \$0$$

M = -0.5 (i.e. 0.5 Shares canceled for each 1 existing Share)

R = \$0 (no subscription price / redemption price)

$$Rfactor_t = \left[1 - \frac{0 + 0 - (-0.5) \times 0}{100} \right] \times \frac{1}{1 + (-0.5)} = 200\%$$

As a consequence:

$$LR_{r(t),t} = \text{Leverage} \times \left(\frac{S_t}{S_{r(t)} \times Rfactor_t} - 1 \right) = 5 \times \left(\frac{202}{100 \times 200\%} - 1 \right) = 5\%$$

$S_{r(t)}$	$S_{r(t)} \times Rfactor_t$	S_t	Adjusted Underlying Stock Performance
100	200	202	1%

Value of the Certificate r(t)	Value of the Certificate (t)	Certificates' performance (excluding any cost and fees)
0.60	0.63	5%

In such case an Intraday Restrike Event would occur if the Underlying Stock price falls to \$170, which is 15% below \$200, the Underlying Stock Reference Price.

3. Rights Issues

Assuming there is a rights issue with respect to the Underlying Stock, with a right to receive 1 new Share for every 2 existing Shares, for a subscription price of \$40.

$$S_{r(t)} = \$100$$

$$S_t = \$84$$

$$Div_t = \$0$$

$$DivExc_t = \$0$$

$$R = \$40 \text{ (i.e. subscription price of \$40)}$$

$$M = 0.5 \text{ (i.e. 1 new share for every 2 existing shares)}$$

$$Rfactor_t = \left[1 - \frac{0 + 0 - 0.5 \times 40}{100} \right] \times \frac{1}{1 + 0.5} = 80\%$$

As a consequence:

$$LR_{r(t),t} = \text{Leverage} \times \left(\frac{S_t}{S_{r(t)} \times Rfactor_t} - 1 \right) = 5 \times \left(\frac{84}{100 \times 80\%} - 1 \right) = 25\%$$

$S_{r(t)}$	$S_{r(t)} \times Rfactor_t$	S_t	Adjusted Underlying Stock Performance
100	80	84	5%

Value of the Certificate r(t)	Value of the Certificate (t)	Certificates' performance (excluding any cost and fees)
0.60	0.75	25%

In such case an Intraday Restrike Event would occur if the Underlying Stock price falls to \$68, which is 15% below \$80, the Underlying Stock Reference Price.

4. Bonus Issues

Assuming there is a bonus issue with respect to the Underlying Stock, where shareholders receive 1 bonus share for 5 existing shares:

$$S_{r(t)} = \$100$$

$$S_t = \$85$$

$$\text{Div}_t = \$0$$

$$\text{DivExc}_t = \$0$$

$$R = \$0$$

$M = 0.2$ (i.e. 1 new share for 5 existing shares)

$$Rfactor_t = \left[1 - \frac{0 + 0 - 0.2 \times 0}{100} \right] \times \frac{1}{1 + 0.2} = 83.33\%$$

As a consequence:

$$LR_{r(t),t} = \text{Leverage} \times \left(\frac{S_t}{S_{r(t)} \times Rfactor_t} - 1 \right) = 5 \times \left(\frac{85}{100 \times 83.33\%} - 1 \right) = 10\%$$

$S_{r(t)}$	$S_{t(t)} \times Rfactor_t$	S_t	Adjusted Underlying Stock Performance
100	83.33	85	2%

Value of the Certificate r(t)	Value of the Certificate (t)	Certificates' performance (excluding any cost and fees)
0.60	0.66	10%

In such case an Intraday Restrike Event would occur if the Underlying Stock price falls to \$70.83, which is 15% below \$83.33, the Underlying Stock Reference Price.

5. Extraordinary Dividend

Assuming there is an extraordinary dividend of \$20 (net of taxes) paid in respect of each stock.

$$S_{r(t)} = \$100$$

$$S_t = \$84$$

$$\text{Div}_t = \$0$$

$$\text{DivExc}_t = \$20$$

$$R = \$0$$

$$M = 0$$

$$Rfactor_t = \left[1 - \frac{0 + 20 - 0 \times 0}{100} \right] \times \frac{1}{1 + 0} = 80\%$$

As a consequence:

$$LR_{r(t),t} = \text{Leverage} \times \left(\frac{S_t}{S_{r(t)} \times Rfactor_t} - 1 \right) = 5 \times \left(\frac{84}{100 \times 80\%} - 1 \right) = 25\%$$

$S_{r(t)}$	$S_{r(t)} \times Rfactor_t$	S_t	Adjusted Underlying Stock Performance
100	80	84	5%

Value of the Certificate r(t)	Value of the Certificate (t)	Certificates' performance (excluding any cost and fees)
0.60	0.75	25%

In such case an Intraday Restrike Event would occur if the Underlying Stock price falls to \$68, which is 15% below \$80, the Underlying Stock Reference Price.

INFORMATION RELATING TO THE COMPANY

All information contained in this document regarding the Company, including, without limitation, its financial information, is derived from publicly available information which appears on the web-site of Hong Kong Exchanges and Clearing Limited (the “HKExCL”) at <http://www.hkex.com.hk> and/or the Company’s web-site at <https://corporate.jd.com/>. The Issuer has not independently verified any of such information.

JD.com, Inc. (the “**Company**” or “**JD.com**”) is China’s leading one-stop e-commerce platform, providing over 387 million active customers with direct access to an unrivalled range of authentic, high-quality products, and helping leading local and international brands tap into China’s fast-growing e-commerce market. JD.com is China’s largest online retailer and its biggest overall retailer, as well as the country’s biggest Internet company by revenue.

JD.com sets the standard for online shopping through its commitment to quality, authenticity, and its vast product offering covering everything from fresh food and apparel to electronics and cosmetics. Its unrivalled nationwide fulfillment network provides standard same- and next-day delivery covering a population of more than 1 billion - a level of service and speed that is unmatched globally.

The Company combines its business model of direct sales, where it controls the entire supply chain, with a marketplace that limits the number of sellers, to ensure that it can maintain strict quality oversight. This is combined with a variety of monitoring methods that identifies any suspicious products or sellers.

JD.com is the partner of choice for local and global brands who want to reach Chinese consumers online and provides a full suite of services to assist companies to reach Chinese consumers, including marketing, consumer targeting and big data-driven analytics, logistics and warehousing, and financing.

As a technology-driven company, JD.com builds reliable and scalable platforms that bring value to partners and customers in sectors such as e-commerce, logistics, Internet finance, cloud computing and smart technology.

The Company was founded in 2004 in Beijing by CEO, Richard Liu.

The information set out in Appendix I of this document relates to the unaudited consolidated results of the Company and its subsidiaries for the three months and the full year ended 31 December 2021 and has been extracted and reproduced from an announcement by the Company dated 10 March 2022 in relation to the same. Further information relating to the Company may be located on the web-site of the HKExCL at <http://www.hkex.com.hk>.

INFORMATION RELATING TO THE DESIGNATED MARKET MAKER

UBS AG, acting through its London Branch, has been appointed the designated market maker (“DMM”) for the Certificates. The DMM will provide competitive buy and sell quotes for the Certificates continuously during the trading hours of the SGX-ST on the following basis:

- (a) Maximum bid and offer spread : (i) when the best bid price of the Certificate is S\$10 and below: 10 ticks or S\$0.20 whichever is greater; and
(ii) when the best bid price of the Certificate is above S\$10: 5% of the best bid price of the Certificate.
- (b) Minimum quantity subject to bid and offer spread : 10,000 Certificates
- (c) Last Trading Day for Market Making : The date falling 5 Exchange Business Days immediately preceding the Expiry Date

In addition, the DMM may not provide a quotation in the following circumstances:

- (i) during the pre-market opening and five minutes following the opening of the SGX-ST on any trading day;
- (ii) if the Certificates are valueless (where the Issuer’s bid price is below the minimum bid size for such securities as prescribed by the SGX-ST);
- (iii) before the Relevant Stock Exchange for the Underlying Stock has opened and after the Relevant Stock Exchange for the Underlying Stock has closed on any trading day;
- (iv) when trading in the Underlying Stock is suspended or limited in a material way for any reason, for the avoidance of doubt, the DMM is not obliged to provide quotations for the Certificates at any time when the Underlying Stock is not negotiated/traded for any reason;
- (v) where the Certificates are suspended from trading for any reason;
- (vi) market disruption events, including, without limitation, any suspension of or limitation imposed on trading (including but not limited to unforeseen circumstances such as by reason of movements in price exceeding limits permitted by the SGX-ST or any act of God, war, riot, public disorder, explosion, terrorism or otherwise) in the Underlying Stock;
- (vii) where the Issuer or the DMM faces technical problems affecting the ability of the DMM to provide bids and offer quotations;
- (viii) where the ability of the Issuer to source a hedge or unwind an existing hedge, as determined by the Issuer in good faith, is materially affected by the prevailing market conditions, and the Issuer informs the SGX-ST of its inability to do so as soon as practicable;
- (ix) in cases where the Issuer has no Certificates to sell, then the DMM will only provide the bid price;
- (x) if the stock market experiences exceptional price movement and volatility;

- (xi) when it is a public holiday in Singapore and/or Hong Kong and/or the SGX-ST and/or the HKEX is not open for dealings; and
- (xii) during the suspension of trading of Certificates after an Air Bag Mechanism has been triggered.

The last trading day on which the DMM will provide competitive quotations for the Certificates would be the fifth Exchange Business Day immediately preceding the Expiry Date.

PLACING AND SALE

General

No action has been or will be taken by the Issuer that would permit a public offering of the Certificates or possession or distribution of any offering material in relation to the Certificates in any jurisdiction where action for that purpose is required. No offers, sales or deliveries of any Certificates, or distribution of any offering material relating to the Certificates may be made in or from any jurisdiction except in circumstances which will result in compliance with any applicable laws or regulations and will not impose any obligation on the Issuer. In the event that the Issuer contemplates a placing, placing fees may be payable in connection with the issue and the Issuer may at its discretion allow discounts to placees.

United Kingdom

In relation to each tranche of Certificates, the Issuer has represented, warranted and agreed that:

(a) No deposit-taking: in relation to any Certificates having a maturity of less than one year:

(i) it is a person whose ordinary activities involve it in acquiring, holding, managing or disposing of investments (as principal or agent) for the purposes of its business; and

(ii) it has not offered or sold and will not offer or sell any Certificates other than to persons:

(A) whose ordinary activities involve them in acquiring, holding, managing or disposing of investments (as principal or agent) for the purposes of their businesses; or

(B) who it is reasonable to expect will acquire, hold, manage or dispose of investments (as principal or agent) for the purposes of their businesses,

where the issue of the Certificates would otherwise constitute a contravention of section 19 of the Financial Services and Markets Act 2000 (the "FSMA") by the Issuer;

(b) Financial Promotion: it has only communicated or caused to be communicated and will only communicate or cause to be communicated any invitation or inducement to engage in investment activity (within the meaning of section 21 of the FSMA) received by it in connection with the issue or sale of any Certificates in circumstances in which section 21(1) of the FSMA does not or would not, if the Issuer was not an authorised person, apply to the Issuer; and

(c) General Compliance: it has complied and will comply with all applicable provisions of the FSMA with respect to anything done by it in relation to any Certificates in, from or otherwise involving the United Kingdom.

If the applicable Supplemental Listing Document in respect of any Certificates specifies the "Prohibition of Sales to European Economic Area Retail Investors" as "Not Applicable", the Issuer has represented and agreed that it has not offered, sold or otherwise made available such Certificates to any retail investor in the United Kingdom. For the purposes of this provision:

(a) the expression "**retail investor**" means a person who is one (or more) of the following:

(i) a retail client, as defined in point (8) of Article 2 of Regulation (EU) No 2017/565 as it forms part of domestic law by virtue of the European Union (Withdrawal) Act 2018 ("EUWA"); or

- (ii) a customer within the meaning of the provisions of the FSMA and any rules or regulations made under the FSMA which were relied on immediately before exit day to implement Directive (EU) 2016/97, where that customer would not qualify as a professional client, as defined in point (8) of Article 2(1) of Regulation (EU) No 600/2014 as it forms part of domestic law by virtue of the EUWA; or
 - (iii) not a qualified investor as defined in Article 2 of Regulation (EU) 2017/1129 as it forms part of domestic law by virtue of the EUWA; and
- (b) the expression an "**offer**" includes the communication in any form and by any means of sufficient information on the terms of the offer and the Certificates to be offered so as to enable an investor to decide to purchase or subscribe for the Certificates.

If the applicable Supplemental Listing Document in respect of any Certificates specifies the "Prohibition of Sales to European Economic Area Retail Investors" as "Not Applicable", the Issuer has represented and agreed that it has not made and will not make an offer of Certificates which are the subject of the offering contemplated by the Base Listing Document as completed by this Supplemental Listing Document to the public in the United Kingdom except that it may make an offer of such Certificates to the public in the United Kingdom:

- a) if the Supplemental Listing Document in relation to the Certificates specifies an offer of those Certificates may be made other than pursuant to Article 1(4) of the UK Prospectus Regulation in the United Kingdom (a "**Public Offer**"), following the date of publication of a prospectus in relation to such Certificates which either (i) has been approved by the UK Financial Conduct Authority ("**FCA**"), or (ii) is to be treated as if it had been approved by the FCA in accordance with the transitional provision in Regulation 74 of the Prospectus (Amendment etc.) (EU Exit) Regulations 2019, provided that any such prospectus has subsequently been completed by final terms contemplating such Public Offer, in the period beginning and ending on the dates specified in such prospectus or final terms, as applicable, and the Issuer has consented in writing to its use for the purpose of that Public Offer;
- b) at any time to any legal entity which is a qualified investor as defined in Article 2 of the UK Prospectus Regulation;
- c) at any time to fewer than 150 natural or legal persons (other than qualified investors as defined in Article 2 of the UK Prospectus Regulation); or
- d) at any time in any other circumstances falling within section 86 of the FSMA, provided that no such offer of Certificates to the public referred to in (a) to (c) above shall require the publication of a prospectus pursuant to section 85 of the FSMA or supplement a prospectus pursuant to Article 23 of the UK Prospectus Regulation,

provided that no such offer of Certificates referred to in (b) to (d) above shall require the Issuer to publish a prospectus pursuant to section 85 of the FSMA or supplement a prospectus pursuant to Article 23 of the UK Prospectus Regulation.

For the purposes of this provision, the expression "an offer of Certificates to the public" in relation to any products in the United Kingdom means the communication in any form and by any means of sufficient information on the terms of the offer and the Certificates to be offered so as to enable an investor to decide to purchase or subscribe the Certificates, and the expression "**UK Prospectus Regulation**" means Regulation (EU) 2017/1129 as it forms part of domestic law by virtue of the EUWA.

United States of America

The Certificates have not been, and will not be, registered under the Securities Act. Subject to certain exceptions, Certificates, or interests therein, may not at any time be offered, sold, resold or delivered, directly or indirectly, in the United States or to, or for the account or benefit of, any U.S. person or to others for offering, sale or resale in the United States or to any such U.S. person. Offers and sales of Certificates, or interests therein, in the United States or to U.S. persons would constitute a violation of United States securities laws unless made in compliance with registration requirements of the Securities Act or pursuant to an exemption therefrom. The Certificates will not be offered, sold or delivered within the United States or to U.S. persons. As used herein, "**United States**" means the United States of America (including the States and the District of Columbia), its territories, its possessions and other areas subject to its jurisdiction; and "**U.S. person**" means (i) any citizen or resident of the United States, including any corporation, partnership or other entity created or organised in or under the laws of the United States or of any political subdivision thereof, (ii) any estate or trust the income of which is subject to United States income taxation regardless of its source, (iii) "U.S. person" as such term is defined in (a) Regulation S under the Securities Act or (b) the Interpretive Guidance and Policy Statement Regarding Compliance with Certain Swap Regulations promulgated by the U.S. Commodity Futures Trading Commission ("**CFTC**") pursuant to the U.S. Commodity Exchange Act of 1936, as amended, or (iv) a person other than a "Non-United States Person" as defined in CFTC Rule 4.7, in each case, as such definition is amended, modified or supplemented from time to time.

Prohibition of Sales to European Economic Area

If the applicable Supplemental Listing Document in respect of any Certificates specifies the "Prohibition of Sales to European Economic Area Retail Investors" as "Not Applicable", the Issuer has represented and agreed that it has not offered, sold or otherwise made available and will not offer, sell or otherwise make available any Certificates which are the subject of the offering contemplated by the Base Listing Document as completed by this Supplemental Listing Document to any retail investor in the European Economic Area. For the purposes of this provision:

- (a) the expression "retail investor" means a person who is one (or more) of the following:
- (i) a retail client as defined in point (11) of Article 4(1) of Directive 2014/65/EU (as amended, "**MiFID II**");
 - (ii) a customer within the meaning of Directive 2016/97 (as amended), where that customer would not qualify as a professional client as defined in point (10) of Article 4(1) of MiFID II; or
 - (iii) not a qualified investor as defined in Regulation (EU) 2017/1129 (as amended, the "**Prospectus Regulation**"); and
- (b) the expression an "offer" includes the communication in any form and by any means of sufficient information on the terms of the offer and the Certificates to be offered so as to enable an investor to decide to purchase or subscribe the Certificates.

PUBLIC OFFER SELLING RESTRICTION UNDER THE PROSPECTUS REGULATION

If the Supplemental Listing Document specifies "Prohibition of Sales to European Economic Area Retail Investors" as "Not Applicable", in relation to each member state of the European Economic

Area (each, a "**Relevant State**"), the Issuer has represented, warranted and agreed that it has not made and will not make an offer of Certificates which are the subject of the offering contemplated by the Base Listing Document as completed by this Supplemental Listing Document to the public in that Relevant State except that it may make an offer of such Certificates to the public in that Relevant State:

(a) Approved listing document: if the Supplemental Listing Document in relation to the Certificates specifies that an offer of those Certificates may be made other than pursuant to Article 1(4) of the Prospectus Regulation in that Relevant State (a "**Non-exempt Offer**"), following the date of publication of a listing document in relation to such Certificates which has been approved by the competent authority in that Relevant State or, where appropriate, approved in another Relevant State and notified to the competent authority in that Relevant State, provided that any such listing document has subsequently been completed by the Supplemental Listing Document contemplating such Non-exempt Offer, in accordance with the Prospectus Regulation, in the period beginning and ending on the dates specified in such listing document or Supplemental Listing Document, as applicable and the Issuer has consented in writing to its use for the purpose of that Non-exempt Offer;

(b) Qualified investors: at any time to any legal entity which is a qualified investor as defined in the Prospectus Regulation;

(c) Fewer than 150 offered: at any time to fewer than 150 natural or legal persons (other than qualified investors as defined in the Prospectus Regulation), subject to obtaining the prior consent of the Issuer for any such offer; or

(d) Other exempt offers: at any time in any other circumstances falling within Article 3(2) of the Prospectus Regulation,

provided that no such offer of Certificates referred to in (b) to (d) above shall require the Issuer to publish a listing document pursuant to Article 3 of the Prospectus Regulation or supplement a listing document pursuant to Article 23 of the Prospectus Regulation.

For the purposes of this provision, the expression an "**offer of Certificates to the public**" in relation to any Certificates in any Relevant State means the communication in any form and by any means of sufficient information on the terms of the offer and the Certificates to be offered so as to enable an investor to decide to purchase or subscribe for the Certificates, as the same may be varied in that Relevant State by any measure implementing the Prospectus Regulation in that Relevant State.

Singapore

This document has not been registered as a prospectus with the Monetary Authority of Singapore. Accordingly, this document and any other document or material in connection with the offer or sale, or invitation for subscription or purchase, of Certificates may not be circulated or distributed, nor may Certificates be offered or sold, or be made the subject of an invitation for subscription or purchase, whether directly or indirectly, to persons in Singapore other than pursuant to, and in accordance with the conditions of, any applicable provision of the Securities and Futures Act, Chapter 289 of Singapore.

Hong Kong

No person, other than a person permitted to do so under the securities laws of Hong Kong, has issued, or had in its possession for the purposes of issue, or will issue, or have in its possession for the

purposes of issue any advertisement, invitation or document relating to the Certificates, whether in Hong Kong or elsewhere, which is directed at, or the contents of which are likely to be accessed or read by, the public in Hong Kong other than with respect to Certificates which are or are intended to be disposed of only to persons outside Hong Kong or only to “professional investors” within the meaning of the Securities and Futures Ordinance (Cap. 571) of the Laws of Hong Kong and any rules made thereunder.

SUPPLEMENTAL INFORMATION RELATING TO THE ISSUER

The information set out in Appendix II of this document relates to the recent developments in the Issuer's business.

The information set out in Appendix III of this document is an extract of the audited consolidated financial statements of UBS AG and its subsidiaries for the full year ended 31 December 2021.

For more information on the Issuer, please see <http://www.ubs.com/>.

Queries regarding the Certificates may be directed to +852 2971 6668 or OL-HKWarrants@ubs.com.

SUPPLEMENTAL GENERAL INFORMATION

The information set out herein is supplemental to, and should be read in conjunction with, the information set out on page 281 of the Base Listing Document.

1. Save as disclosed in the Base Listing Document and herein, there is no litigation, arbitration or administrative proceedings relating to claims or amounts which are material in the context of the issue of the Certificates to which the Issuer is a party nor, to the best of its knowledge and belief, is there any threatened litigation, arbitration or administrative proceedings relating to claims or amounts which are material in the context of the issue of the Certificates which would in either case jeopardise its ability to discharge its obligations in respect of the Certificates.
2. UBS AG, Singapore Branch at 9 Penang Road, Singapore 238459, has been authorised to accept, on behalf of the Issuer, service of process and any other notices required to be served on the Issuer. Any notices required to be served on the Issuer should be sent to UBS AG, Singapore Branch at the above address for the attention of Han-Kiat Tan, Legal & Compliance.
3. Settlement of trades done on a normal “ready basis” on the SGX-ST generally take place on the second Business Day following the transaction. Dealing in the Certificates will take place in board lots of 100 Certificates in Singapore dollars. For further details on the transfer of Certificates and their exercise, please refer to the section headed “Summary of the Issue” above.
4. It is not the current intention of the Issuer to apply for a listing of the Certificates on any stock exchange other than the SGX-ST.
5. There has been no adverse change, material in the context of the issue of the Certificates, in the financial position of the Issuer since 31 December 2021.
6. The following contracts, relating to the issue of the Certificates, have been or will be entered into by the Issuer and may be material to the issue of the Certificates:
 - (a) the Master Instrument; and
 - (b) the Master Warrant Agent Agreement.

None of the directors of the Issuer has any direct or indirect interest in any of the above contracts.

7. The Issuer has appropriate risk management capabilities to manage the issue of the Certificates.
8. Copies of the following documents may be inspected during usual business hours on any weekday (Saturdays, Sundays and holidays excepted) at the office of Allen & Gledhill LLP at One Marina Boulevard #28-00, Singapore 018989, during the period of 14 days from the date of this document:
 - (a) the articles of association of the Issuer;

- (b) the latest financial reports (including the notes thereto) of the Issuer;
- (c) the Base Listing Document; and
- (d) this document.

APPENDIX I

**REPRODUCTION OF THE UNAUDITED CONSOLIDATED RESULTS
FOR THE THREE MONTHS AND THE FULL YEAR ENDED 31 DECEMBER 2021 OF
JD.COM, INC. AND ITS SUBSIDIARIES**

*Hong Kong Exchanges and Clearing Limited and The Stock Exchange of Hong Kong Limited (the “**Hong Kong Stock Exchange**”) take no responsibility for the contents of this announcement, make no representation as to its accuracy or completeness and expressly disclaim any liability whatsoever for any loss howsoever arising from or in reliance upon the whole or any part of the contents of this announcement.*

Under our weighted voting rights structure, our share capital comprises Class A ordinary shares and Class B ordinary shares. Each Class A ordinary share entitles the holder to exercise one vote, and each Class B ordinary share entitles the holder to exercise 20 votes, respectively, on any resolution tabled at our general meetings, except as may otherwise be required by law or provided for in our Memorandum and Articles of Association. Shareholders and prospective investors should be aware of the potential risks of investing in a company with a weighted voting rights structure. Our American depositary shares, each representing two of our Class A ordinary shares, are listed on the Nasdaq Global Select Market in the United States under the symbol JD.



JD.com, Inc.

京東集團股份有限公司

(A company controlled through weighted voting rights and incorporated in the Cayman Islands with limited liability)

(Stock Code: 9618)

ANNOUNCEMENT OF THE FOURTH QUARTER AND FULL YEAR 2021 RESULTS

We hereby announce our unaudited results for the three months ended and the full year ended December 31, 2021 (“**Fourth Quarter and Full Year 2021 Results**”). The announcement for the Fourth Quarter and Full Year 2021 Results are available for viewing on the websites of the Hong Kong Stock Exchange at www.hkexnews.hk and our website at <http://ir.jd.com>.

By Order of the Board of Directors
JD.com, Inc.
Mr. Richard Qiangdong Liu
*Chairman of the Board of Directors
and Chief Executive Officer*

Beijing, China, March 10, 2022

As at the date of this announcement, our board of directors comprises Mr. Richard Qiangdong LIU as the chairman, Mr. Ming HUANG, Mr. Louis T. HSIEH, Mr. Dingbo XU and Ms. Caroline SCHEUFELE as the independent directors.

JD.COM ANNOUNCES FOURTH QUARTER AND FULL YEAR 2021 RESULTS

Beijing, China — March 10, 2022 — JD.com, Inc. (NASDAQ: JD and HKEX: 9618), a leading supply chain-based technology and service provider, today announced its unaudited financial results for the quarter and the full year ended December 31, 2021.

Fourth Quarter and Full Year 2021 Highlights

- **Net revenues** for the fourth quarter of 2021 were RMB275.9 billion (US\$¹43.3 billion), an increase of 23.0% from the fourth quarter of 2020. Net service revenues for the fourth quarter of 2021 were RMB41.2 billion (US\$6.5 billion), an increase of 28.3% from the fourth quarter of 2020. **Net revenues** for the full year of 2021 were RMB951.6 billion (US\$149.3 billion), an increase of 27.6% from the full year of 2020. Net service revenues for the full year of 2021 were RMB135.9 billion (US\$21.3 billion), an increase of 44.7% from the full year of 2020.
- **Loss from operations** for the fourth quarter of 2021 was RMB392.0 million (US\$61.5 million), compared to an income of RMB594.9 million for the same period last year. **Non-GAAP² income from operations** for the fourth quarter of 2021 was RMB2.8 billion (US\$0.4 billion), compared to RMB1.2 billion for the fourth quarter of 2020. Operating margin of JD Retail before unallocated items for the fourth quarter of 2021 was 2.1%, compared to 1.9% for the fourth quarter of 2020³. **Income from operations** for the full year of 2021 was RMB4.1 billion (US\$0.6 billion), compared to RMB12.3 billion for the full year of 2020. **Non-GAAP income from operations** for the full year of 2021 was RMB13.4 billion (US\$2.1 billion), compared to RMB15.3 billion for the full year of 2020. Operating margin of JD Retail before unallocated items for the year of 2021 was 3.1%, compared to 3.0% for the year of 2020³.
- **Net loss attributable to ordinary shareholders** for the fourth quarter of 2021 was RMB5.2 billion (US\$0.8 billion), compared to a net income of RMB24.3 billion for the same period last year. **Non-GAAP net income attributable to ordinary shareholders** for the fourth quarter of 2021 was RMB3.6 billion (US\$0.6 billion), compared to RMB2.4 billion for the same period last year. **Net loss attributable to ordinary shareholders** for the full year of 2021 was RMB3.6 billion (US\$0.6 billion), compared to a net income of RMB49.4 billion for the full year of 2020. **Non-GAAP net income attributable to ordinary shareholders** for the full year of 2021 was RMB17.2 billion (US\$2.7 billion), compared to RMB16.8 billion for the full year of 2020.

¹ The U.S. dollar (US\$) amounts disclosed in this announcement, except for those transaction amounts that were actually settled in U.S. dollars, are presented solely for the convenience of the readers. The conversion of Renminbi (RMB) into US\$ in this announcement is based on the exchange rate set forth in the H.10 statistical release of the Board of Governors of the Federal Reserve System as of December 30, 2021, which was RMB6.3726 to US\$1.00. The percentages stated in this announcement are calculated based on the RMB amounts.

² See the sections entitled “Non-GAAP Measures” and “Unaudited Reconciliation of GAAP and Non-GAAP Results” for more information about the non-GAAP measures referred to in this announcement.

³ Operating margin of JD Retail before unallocated items for the fourth quarter and the full year of 2020 was retrospectively adjusted to conform to current period presentation of segment information.

- **Diluted net loss per ADS** for the fourth quarter of 2021 was RMB3.33 (US\$0.52), compared to a diluted net income per ADS of RMB15.18 for the fourth quarter of 2020. **Non-GAAP diluted net income per ADS** for the fourth quarter of 2021 was RMB2.21 (US\$0.35), compared to RMB1.49 for the same period last year. **Diluted net loss per ADS** for the full year of 2021 was RMB2.29 (US\$0.36), compared to a diluted net income per ADS of RMB31.68 for the full year of 2020. **Non-GAAP diluted net income per ADS** for the full year of 2021 was RMB10.75 (US\$1.69), compared to RMB10.56 for the full year of 2020.
- **Operating cash flow** for the full year of 2021 was RMB42.3 billion (US\$6.6 billion), compared to RMB42.5 billion for the full year of 2020. **Free cash flow**, which excludes the impact from JD Baitiao receivables included in the operating cash flow, for the full year of 2021 was RMB26.2 billion (US\$4.1 billion), compared to RMB34.9 billion for the full year of 2020.
- **Annual active customer accounts**⁴ increased by 20.7% to 569.7 million in 2021 from 471.9 million in 2020.

“JD.com maintained a healthy growth momentum and contributed to the high-quality expansion of China’s consumption amid a dynamic external environment. This was driven by our resilient business model as a new type of real economy based enterprise and persistent focus on serving users and supporting business partners,” said Lei Xu, President of JD.com. “JD’s open ecosystem and supply chain capabilities created exceptional value for business partners by enabling high-efficiency operations and continued growth. Looking ahead, our focus on bringing value to users and partners will continue to guide our long-term development and investment priorities.”

“We are pleased to finish the year with a set of strong results on both the top and bottom lines as we continued to execute and deliver on our strategic priorities,” said Sandy Xu, Chief Financial Officer of JD.com. “During the quarter, we further optimized our operational efficiency through technology and innovation, increasing our competitiveness as well as our ability to support our business partners. In 2022, we will continue to execute our business strategies and focus on sustainable high-quality growth across all of our business lines.”

Business Highlights

Environment, Social and Governance

- JD.com further enhanced its green construction standards for its recent office park expansion, receiving the Three-Star Green Building Certification, the highest such rating awarded in China. As a low-carbon model company, JD.com’s headquarter offices in each region are constructed with low-maintenance materials and employ eco-friendly facilities including energy-saving LED lights and micro-sprinkler irrigation systems. In addition, all of JD.com’s headquarter parks feature 2,700 cubic meter volume rainwater storage tanks which reduce municipal drainage pressure through reuse of rainwater, satisfying “Sponge City” standards for innovative water management strategies.

⁴ Annual active customer accounts are customer accounts that made at least one purchase during the twelve months ended on the respective dates, whether through online retail or online marketplace.

- Since late 2021, JD.com has proactively donated protection materials and daily necessities to support the fight against COVID-19 outbreaks in Hong Kong, Shaanxi provincial capital Xi'an and other regions. As part of its efforts, JD.com announced the donation of RMB100 million worth of anti-epidemic supplies to medical workers in Hong Kong. In Xi'an, JD.com further upgraded its disinfection measures to ensure product safety and increased employee protection, including purchasing COVID-19 health insurance for all local employees.

JD Retail

- During the fourth quarter, JD.com further promoted its omni-channel innovation project through its collaboration with over 600 stores of China Resources Vanguard (CR Vanguard), one of China's largest retail chains. JD.com leveraged the on-demand delivery and retail platform of Dada Nexus Limited, or Dada Group, which was recently consolidated by JD.com, to help CR Vanguard achieve an increase of over 400% year-on-year in transaction volume during 2021's Singles Day Grand Promotion. So far, JD.com has successfully established collaboration with more than 370 supermarkets including Walmart and Yonghui, covering over 34,000 stores with over three million SKUs, providing consumers with on-demand shopping options through JD.com's app, including the recently launched in-app tab "Nearby", the entrance to JD.com's one-hour delivery service which covers nearly 400 cities in China.
- In the fourth quarter, JD.com established partnerships with Dior, LOEWE and Givenchy, three luxury brands under LVMH, through JD.com's mini-app. This marks the first collaboration between Dior's fashion and accessories category and an e-commerce retailer worldwide, as well as LOEWE and Givenchy's first collaboration with a third-party e-commerce retailer in China. In addition, three watch brands TISSOT, Emporio Armani and MICHAEL KORS, and a high-end eyewear brand ZEISS opened flagship stores on JD.com. Several international designer brands also launched flagship stores on JD.com during the quarter, including Ami Paris, Neil Barrett, Yuzefi, TSUBO, Études and ZESPÀ.
- In January 2022, JD.com announced its strategic partnership with Shopify, becoming Shopify's first strategic partner in China. Through this collaboration, JD.com will launch a fast-track channel for international merchants and emerging brands on Shopify to list their products on JD.com, offering more global products to Chinese consumers. Additionally, JD.com will support high-quality Chinese brands to set up Direct-to-Consumer channels through Shopify to reach consumers globally, and help international merchants on Shopify to access JD.com's high-quality supplier network.

JD Health

- In the fourth quarter, JD Health continued to innovate and bring quality healthcare services to all family members. As one of the first online pet hospitals launched in China, leveraging the technology and supply chain capabilities, JD Health partnered with veterinarians and offline specialist pet hospitals to provide intergraded online and offline services experience to users. By the end of 2021, JD Health had over 5,000 professional veterinarians, providing pet owners with 24/7 online healthcare consultation services including online video conferencing consultation, pet health advisory and interpretation of reports.

- In December 2021, JD Health led the establishment of the first “Internet Medical Expert Committee” with the participation of 27 academic leaders from JD Health specialist centers and more than 30 chief physicians and deputy chief physicians from multiple Grade “3A” hospitals in China. The Committee’s purpose is to promote the high-quality development of the internet medical industry, medical innovation and the application of transformative medical scientific research. In addition to supporting the standardization of internet diagnosis and treatments and providing guidance for internet medical services, the Committee will help to establish a range of mechanisms to further improve the quality of internet medical services.
- In the fourth quarter, JD Health continued to explore in-depth collaborations with leading pharmaceutical companies. JD Health partnered with Takeda China to debut Firazyr[®], a new drug for the treatment of acute attacks of Hereditary Angioedema (HAE) through JD Pharmacy. JD Health and Sanofi, a global biopharmaceutical company, jointly launched the “Diabetes Online Diagnosis and Treatment Service Management Excellence Center”. JD Health also reached a strategic cooperation with BeiGene, a global science-driven biotechnology company, to jointly establish an innovative platform to provide professional management services for cancer patients.

JD Logistics

- JD Logistics provided integrated supply chain logistics services for international sporting events covering multiple warehouse centers and competition and non-competition venues. Through the use of Automated Guided Vehicle (“AGV”) robots and intelligent distribution equipment, JD Logistics helped to ensure efficiency and safety of the events.
- JD.com entered into a strategic partnership with Tyson Foods China to facilitate the digital upgrade of its supply chain. JD Logistics will provide Tyson Foods China with customized and digitalized supply chain planning, as well as warehouse network planning and inventory distribution services. Leveraging JD Logistics’s cold chain warehouse and distribution network and system capabilities, the collaboration will provide Tyson Foods China with more efficient and reliable cold chain solutions.
- As of December 31, 2021, JD Logistics operated over 1,300 warehouses, which covered an aggregate gross floor area of over 24 million square meters, including space in cloud warehouses managed under the JD Logistics Open Warehouse Platform.

JD Industry

- In the fourth quarter, JD Industry introduced a new generation of infrastructure for industrial supply chain management, including enterprise distribution centers, smart cabinets and mobile warehouses. More than 200 facilities have been deployed nationwide to address the pain points facing industrial enterprises, such as the fragmentation of package procurement due to multiple orders and channels, difficulty in providing on-time deliveries of material supplies for construction projects in remote areas, the low efficiency of on-site industrial material management and high inventory costs. JD Industry is committed to improving the efficiency of cross-industry collaboration and facilitating the digital transformation of the industrial supply chain.

Fourth Quarter 2021 Financial Results

Net Revenues. For the fourth quarter of 2021, JD.com reported net revenues of RMB275.9 billion (US\$43.3 billion), representing a 23.0% increase from the same period of 2020. Net product revenues increased by 22.1%, while net service revenues increased by 28.3% for the fourth quarter of 2021, as compared to the same period of 2020.

Cost of Revenues. Cost of revenues increased by 23.6% to RMB238.8 billion (US\$37.5 billion) for the fourth quarter of 2021 from RMB193.2 billion for the fourth quarter of 2020.

Fulfillment Expenses. Fulfillment expenses, which primarily include procurement, warehousing, delivery, customer service and payment processing expenses, increased by 10.7% to RMB16.3 billion (US\$2.6 billion) for the fourth quarter of 2021 from RMB14.8 billion for the fourth quarter of 2020. Fulfillment expenses as a percentage of net revenues was 5.9% for the fourth quarter of 2021, compared to 6.6% for the same period last year.

Marketing Expenses. Marketing expenses increased by 28.2% to RMB13.4 billion (US\$2.1 billion) for the fourth quarter of 2021 from RMB10.4 billion for the fourth quarter of 2020.

Research and Development Expenses. Research and development expenses was RMB4.1 billion (US\$0.6 billion) for the fourth quarter of 2021, as compared to RMB4.5 billion for the fourth quarter of 2020.

General and Administrative Expenses. General and administrative expenses increased by 89.0% to RMB3.7 billion (US\$0.6 billion) for the fourth quarter of 2021 from RMB2.0 billion for the fourth quarter of 2020. The increase was primarily due to the increase in share-based compensation expenses.

Income/(Loss) from Operations and Non-GAAP Income from Operations. Loss from operations for the fourth quarter of 2021 was RMB392.0 million (US\$61.5 million), compared to an income of RMB594.9 million for the same period last year. Non-GAAP income from operations for the fourth quarter of 2021 was RMB2.8 billion (US\$0.4 billion), compared to RMB1.2 billion for the fourth quarter of 2020. Operating margin of JD Retail before unallocated items for the fourth quarter of 2021 was 2.1%, compared to 1.9% for the fourth quarter of 2020.

Non-GAAP EBITDA. Non-GAAP EBITDA increased by 56.2% to RMB4.2 billion (US\$0.7 billion) for the fourth quarter of 2021, compared to RMB2.7 billion for the fourth quarter of 2020.

Share of Results of Equity Investees. Share of results of equity investees was a loss of RMB4.3 billion (US\$0.7 billion) for the fourth quarter of 2021, as compared to an income of RMB1.7 billion for the fourth quarter of 2020. The loss for the fourth quarter of 2021 was primarily due to non-cash impairment in certain equity investees.

Others, net. Other non-operating loss was RMB22.0 million (US\$3.5 million) for the fourth quarter of 2021, as compared to other non-operating income of RMB22.0 billion for the fourth quarter of 2020. The decrease was primarily due to the fluctuation in fair value change of investment securities, which resulting from the fluctuation in the market prices of equity investments in publicly-traded companies.

Net Income/(Loss) Attributable to Ordinary Shareholders and Non-GAAP Net Income Attributable to Ordinary Shareholders. Net loss attributable to ordinary shareholders for the fourth quarter of 2021 was RMB5.2 billion (US\$0.8 billion), compared to a net income of RMB24.3 billion for the same period last year. Non-GAAP net income attributable to ordinary shareholders for the fourth quarter of 2021 was RMB3.6 billion (US\$0.6 billion), compared to RMB2.4 billion for the same period last year.

Diluted EPS and Non-GAAP Diluted EPS. Diluted net loss per ADS for the fourth quarter of 2021 was RMB3.33 (US\$0.52), compared to a diluted net income per ADS of RMB15.18 for the fourth quarter of 2020. Non-GAAP diluted net income per ADS for the fourth quarter of 2021 was RMB2.21 (US\$0.35), compared to RMB1.49 for the fourth quarter of 2020.

Cash Flow and Working Capital

As of December 31, 2021, the company's cash and cash equivalents, restricted cash and short-term investments totaled RMB191.3 billion (US\$30.0 billion), compared to RMB151.1 billion as of December 31, 2020. For the fourth quarter of 2021, free cash flow of the company was as follows:

	For the three months ended		
	December 31, 2020	December 31, 2021	December 31, 2021
	<i>RMB</i>	<i>RMB</i>	<i>US\$</i>
	<i>(In thousands)</i>		
Net cash provided by operating activities	5,213,568	6,472,325	1,015,649
Add: Impact from JD Baitiao receivables included in the operating cash flow	207,102	1,300,928	204,144
Add/(Less): Capital expenditures, net of related sales proceeds			
Capital expenditures for development properties	1,125,815	(3,866,523)	(606,741)
Other capital expenditures*	(1,971,418)	(1,615,101)	(253,445)
Free cash flow	<u>4,575,067</u>	<u>2,291,629</u>	<u>359,607</u>

* Including capital expenditures related to the company's headquarters in Beijing and all other CAPEX.

Net cash used in investing activities was RMB18.8 billion (US\$2.9 billion) for the fourth quarter of 2021, consisting primarily of increase in short-term investments and cash paid for capital expenditures.

Net cash used in financing activities was RMB3.4 billion (US\$0.5 billion) for the fourth quarter of 2021, consisting primarily of repayment of short-term debts, partly offset by proceeds from the second closing of JD Property's non-redeemable series A preferred share financing.

Full Year 2021 Financial Results

Net Revenues. For the full year of 2021, JD.com reported net revenues of RMB951.6 billion (US\$149.3 billion), representing a 27.6% increase from the full year of 2020. Net product revenues increased by 25.1%, while net service revenues increased by 44.7% for the full year of 2021, as compared to the full year of 2020.

Cost of Revenues. Cost of revenues increased by 29.2% to RMB822.5 billion (US\$129.1 billion) for the full year of 2021 from RMB636.7 billion for the full year of 2020.

Fulfillment Expenses. Fulfillment expenses, which primarily include procurement, warehousing, delivery, customer service and payment processing expenses, increased by 21.3% to RMB59.1 billion (US\$9.3 billion) for the full year of 2021 from RMB48.7 billion for the full year of 2020. Fulfillment expenses as a percentage of net revenues was 6.2% for the full year of 2021, compared to 6.5% for the full year of 2020.

Marketing Expenses. Marketing expenses increased by 42.7% to RMB38.7 billion (US\$6.1 billion) for the full year of 2021 from RMB27.2 billion for the full year of 2020.

Research and Development Expenses. Research and development expenses was RMB16.3 billion (US\$2.6 billion) for the full year of 2021, as compared to RMB16.1 billion for the full year of 2020.

General and Administrative Expenses. General and administrative expenses increased by 80.4% to RMB11.6 billion (US\$1.8 billion) for the full year of 2021 from RMB6.4 billion for the full year of 2020. The increase was primarily due to the increase in share-based compensation expenses, and the increase in scale of business.

Income from Operations and Non-GAAP Income from Operations. Income from operations for the full year of 2021 was RMB4.1 billion (US\$0.6 billion), compared to RMB12.3 billion for the full year of 2020. Non-GAAP income from operations for the full year of 2021 was RMB13.4 billion (US\$2.1 billion), compared to RMB15.3 billion for the full year of 2020. Operating margin of JD Retail before unallocated items for the full year of 2021 was 3.1%, compared to 3.0% for the full year of 2020.

Non-GAAP EBITDA. Non-GAAP EBITDA for the full year of 2021 was RMB18.7 billion (US\$2.9 billion), compared to RMB20.7 billion for the full year of 2020.

Share of Results of Equity Investees. Share of results of equity investees was a loss of RMB4.9 billion (US\$0.8 billion) for the full year of 2021, as compared to an income of RMB4.3 billion for the full year of 2020. The loss for the full year of 2021 was primarily due to non-cash impairment in certain equity investees.

Others, net. Other non-operating loss was RMB0.6 billion (US\$0.1 billion) for the full year of 2021, as compared to other non-operating income of RMB35.3 billion for the full year of 2020. The decrease was primarily due to the fluctuation in fair value change of investment securities, which resulting from the fluctuation in the market prices of equity investments in publicly-traded companies.

Net Income/(Loss) Attributable to Ordinary Shareholders and Non-GAAP Net Income Attributable to Ordinary Shareholders. Net loss attributable to ordinary shareholders for the full year of 2021 was RMB3.6 billion (US\$0.6 billion), compared to a net income of RMB49.4 billion for the full year of 2020. Non-GAAP net income attributable to ordinary shareholders for the full year of 2021 was RMB17.2 billion (US\$2.7 billion), compared to RMB16.8 billion for the full year of 2020.

Diluted EPS and Non-GAAP Diluted EPS. Diluted net loss per ADS for the full year of 2021 was RMB2.29 (US\$0.36), compared to a diluted net income per ADS of RMB31.68 for the full year of 2020. Non-GAAP diluted net income per ADS for the full year of 2021 was RMB10.75 (US\$1.69), compared to RMB10.56 for the full year of 2020.

Cash Flow and Working Capital

For the full year of 2021, free cash flow of the company was as follows:

	For the year ended		
	December 31, 2020	December 31, 2021	December 31, 2021
	<i>RMB</i>	<i>RMB</i>	<i>US\$</i>
		<i>(In thousands)</i>	
Net cash provided by operating activities	42,544,317	42,301,294	6,637,996
Add: Impact from JD Baitiao receivables included in the operating cash flow	47,938	2,492,211	391,082
Less: Capital expenditures, net of related sales proceeds			
Capital expenditures for development properties	(3,533,666)	(13,510,306)	(2,120,062)
Other capital expenditures	(4,136,344)	(5,055,558)	(793,327)
Free cash flow	<u>34,922,245</u>	<u>26,227,641</u>	<u>4,115,689</u>

Net cash used in investing activities was RMB74.2 billion (US\$11.7 billion) for the full year of 2021, consisting primarily of increase in short-term investments, cash paid for capital expenditures, and cash paid for investments in equity investees and purchases of investment securities, partially offset by cash received from disposal of investment securities and proceeds from sale of development properties.

Net cash provided by financing activities was RMB19.5 billion (US\$3.1 billion) for the full year of 2021, consisting primarily of proceeds from the initial public offering of JD Logistics, proceeds from short-term debts, and proceeds from JD Property's non-redeemable series A preferred share financing, partially offset by repayment of short-term debts and unsecured senior notes, and repurchase of ordinary shares.

Supplemental Information

The company reports three segments, JD Retail, JD Logistics and New businesses. JD Retail mainly consists of online retail, online marketplace and marketing services in China. JD Logistics includes both internal and external logistics businesses. New businesses mainly include JD Property, Jingxi, overseas businesses and technology initiatives.

The table below sets forth the segment operating results, with prior period segment information retrospectively recast to conform to current period presentation:

	For the three months ended			For the year ended		
	December 31, 2020	December 31, 2021	December 31, 2021	December 31, 2020	December 31, 2021	December 31, 2021
	RMB	RMB	US\$	RMB	RMB	US\$
	<i>(In thousands)</i>			<i>(In thousands)</i>		
Net revenues:						
JD Retail	206,044,441	249,869,245	39,209,937	693,964,540	866,302,539	135,941,772
JD Logistics	23,867,500	30,471,676	4,781,671	73,374,716	104,693,402	16,428,679
New businesses	5,644,927	8,212,837	1,288,774	17,601,552	26,063,231	4,089,891
Inter-segment*	(11,368,139)	(12,797,582)	(2,008,220)	(39,944,874)	(46,042,537)	(7,225,079)
Total segment net revenues	224,188,729	275,756,176	43,272,162	744,995,934	951,016,635	149,235,263
Unallocated items**	139,426	150,981	23,692	805,952	575,519	90,311
Total consolidated net revenues	224,328,155	275,907,157	43,295,854	745,801,886	951,592,154	149,325,574
Operating income/(loss):						
JD Retail	3,955,248	5,343,721	838,546	20,610,903	26,612,604	4,176,098
JD Logistics	(665,702)	729,737	114,512	1,097,940	(1,827,056)	(286,705)
New businesses	(966,840)	(3,224,035)	(505,921)	(4,723,209)	(10,599,085)	(1,663,228)
<i>Including: gain on sale of development properties</i>	1,109,179	18,192	2,855	1,648,747	766,992	120,358
Total segment operating income	2,322,706	2,849,423	447,137	16,985,634	14,186,463	2,226,165
Unallocated items**	(1,727,759)	(3,241,410)	(508,648)	(4,642,814)	(10,045,513)	(1,576,360)
Total consolidated operating income/(loss)	594,947	(391,987)	(61,511)	12,342,820	4,140,950	649,805

* The inter-segment eliminations mainly consist of revenues from supply chain solutions and logistics services provided by JD Logistics to JD Retail, and property leasing services provided by JD Property to JD Logistics.

** Unallocated items include share-based compensation, amortization of intangible assets resulting from assets and business acquisitions, effects of business cooperation arrangements, and impairment of goodwill and intangible assets, which are not allocated to segments.

The table below sets forth the revenue information:

	For the three months ended			For the year ended		
	December 31, 2020	December 31, 2021	December 31, 2021	December 31, 2020	December 31, 2021	December 31, 2021
	<i>RMB</i>	<i>RMB</i>	<i>US\$</i>	<i>RMB</i>	<i>RMB</i>	<i>US\$</i>
	<i>(In thousands)</i>			<i>(In thousands)</i>		
Electronics and home appliances revenues	115,819,247	140,931,723	22,115,263	400,927,285	492,592,257	77,298,474
General merchandise revenues	76,380,715	93,743,101	14,710,338	250,951,955	323,062,620	50,695,575
Net product revenues	192,199,962	234,674,824	36,825,601	651,879,240	815,654,877	127,994,049
Marketplace and marketing revenues	17,480,690	22,238,762	3,489,747	53,472,718	72,118,163	11,316,914
Logistics and other service revenues	14,647,503	18,993,571	2,980,506	40,449,928	63,819,114	10,014,611
Net service revenues	32,128,193	41,232,333	6,470,253	93,922,646	135,937,277	21,331,525
Total net revenues	<u>224,328,155</u>	<u>275,907,157</u>	<u>43,295,854</u>	<u>745,801,886</u>	<u>951,592,154</u>	<u>149,325,574</u>

Recent Development

Status Update of Acquisition of CNLP

Since the previously announced entry into definitive agreement and potential mandatory conditional cash offer to acquire China Logistics Property Holdings Co., Ltd (“CNLP”) on September 1, 2021, the transaction has progressed as planned. JD.com has begun to consolidate the financial results of CNLP into its own since March 1, 2022. JD.com held approximately 80% of CNLP’s issued and outstanding shares as of March 1, 2022. The cash offer to acquire CNLP is still in process as of the date of this announcement.

Conference Call

JD.com's management will hold a conference call at 7:00 am, Eastern Time on March 10, 2022, (8:00 pm, Beijing/Hong Kong Time on March 10, 2022) to discuss financial results for the fourth quarter and full year of 2021.

Please register in advance of the conference using the link provided below and dial in 10 minutes prior to the call, using participant dial-in numbers, Direct Event passcode and unique registrant ID which would be provided upon registering. You will be automatically linked to the live call after completion of this process, unless required to provide the conference ID below due to regional restrictions.

PRE-REGISTER LINK: <http://apac.directeventreg.com/registration/event/1165506>

CONFERENCE ID: 1165506

A telephone replay will be available from 10:00 am, Eastern Time on March 10, 2022 through 8:59 am, Eastern Time on March 17, 2022. The dial-in details are as follows:

US Toll Free: +1-855-452-5696 or +1-646-254-3697
International: +61-2-8199-0299
Passcode: 1165506

Additionally, a live and archived webcast of the conference call will also be available on the company's investor relations website at <http://ir.jd.com>.

About JD.com

JD.com is a leading supply chain-based technology and service provider. The company's cutting-edge retail infrastructure seeks to enable consumers to buy whatever they want, whenever and wherever they want it. The company has opened its technology and infrastructure to partners, brands and other sectors, as part of its Retail as a Service offering to help drive productivity and innovation across a range of industries.

Non-GAAP Measures

In evaluating the business, the company considers and uses non-GAAP measures, such as non-GAAP income/(loss) from operations, non-GAAP operating margin, non-GAAP net income/(loss) attributable to ordinary shareholders, non-GAAP net margin, free cash flow, non-GAAP EBITDA, non-GAAP EBITDA margin, non-GAAP net income/(loss) per share and non-GAAP net income/(loss) per ADS, as supplemental measures to review and assess operating performance. The presentation of these non-GAAP financial measures is not intended to be considered in isolation or as a substitute for the financial information prepared and presented in accordance with accounting principles generally accepted in the United States of America (“U.S. GAAP”). The company defines non-GAAP income/(loss) from operations as income/(loss) from operations excluding share-based compensation, amortization of intangible assets resulting from assets and business acquisitions, effects of business cooperation arrangements, gain on sale of development properties and impairment of goodwill and intangible assets. The company defines non-GAAP net income/(loss) attributable to ordinary shareholders as net income/(loss) attributable to ordinary shareholders excluding share-based compensation, amortization of intangible assets resulting from assets and business acquisitions, effects of business cooperation arrangements and non-compete agreements, gain/(loss) on disposals/deemed disposals of investments, reconciling items on the share of equity method investments, loss/(gain) from fair value change of long-term investments, impairment of goodwill, intangible assets and investments, gain and foreign exchange impact in relation to sale of development properties and tax effects on non-GAAP adjustments. The company defines free cash flow as operating cash flow adjusting the impact from JD Baitiao receivables included in the operating cash flow and capital expenditures, net of the proceeds from sale of development properties. Capital expenditures include purchase of property, equipment and software, cash paid for construction in progress, purchase of intangible assets and land use rights. The company defines non-GAAP EBITDA as non-GAAP income/(loss) from operations plus depreciation and amortization excluding amortization of intangible assets resulting from assets and business acquisitions. Non-GAAP basic net income/(loss) per share is calculated by dividing non-GAAP net income/(loss) attributable to ordinary shareholders by the weighted average number of ordinary shares outstanding during the periods. Non-GAAP diluted net income/(loss) per share is calculated by dividing non-GAAP net income/(loss) attributable to ordinary shareholders by the weighted average number of ordinary shares and dilutive potential ordinary shares outstanding during the periods, including the dilutive effect of share-based awards as determined under the treasury stock method. Non-GAAP net income/(loss) per ADS is equal to non-GAAP net income/(loss) per share multiplied by two.

The company presents these non-GAAP financial measures because they are used by management to evaluate operating performance and formulate business plans. Non-GAAP income/(loss) from operations, non-GAAP net income/(loss) attributable to ordinary shareholders and non-GAAP EBITDA reflect the company's ongoing business operations in a manner that allows more meaningful period-to-period comparisons. Free cash flow enables management to assess liquidity and cash flow while taking into account the impact from JD Baitiao receivables included in the operating cash flow and the demands that the expansion of fulfillment infrastructure and technology platform has placed on financial resources. The company believes that the use of the non-GAAP financial measures facilitates investors to understand and evaluate the company's current operating performance and future prospects in the same manner as management does, if they so choose. The company also believes that the non-GAAP financial measures provide useful information to both management and investors by excluding certain expenses, gain/loss and other items that are not expected to result in future cash payments or that are non-recurring in nature or may not be indicative of the company's core operating results and business outlook.

The non-GAAP financial measures have limitations as analytical tools. The company's non-GAAP financial measures do not reflect all items of income and expense that affect the company's operations or not represent the residual cash flow available for discretionary expenditures. Further, these non-GAAP measures may differ from the non-GAAP information used by other companies, including peer companies, and therefore their comparability may be limited. The company compensates for these limitations by reconciling the non-GAAP financial measures to the nearest U.S. GAAP performance measure, all of which should be considered when evaluating performance. The company encourages you to review the company's financial information in its entirety and not rely on a single financial measure.

CONTACTS:

Investor Relations

Ruiyu Li

Senior Director of Investor Relations

+86 (10) 8912-6804

IR@JD.com

Media Relations

+86 (10) 8911-6155

Press@JD.com

Safe Harbor Statement

This announcement contains forward-looking statements. These statements are made under the “safe harbor” provisions of the U.S. Private Securities Litigation Reform Act of 1995. These forward-looking statements can be identified by terminology such as “will,” “expects,” “anticipates,” “future,” “intends,” “plans,” “believes,” “estimates,” “confident” and similar statements. Among other things, the business outlook and quotations from management in this announcement, as well as JD.com’s strategic and operational plans, contain forward-looking statements. JD.com may also make written or oral forward-looking statements in its periodic reports to the U.S. Securities and Exchange Commission (the “SEC”), in announcements made on the website of The Stock Exchange of Hong Kong Limited (the “**Hong Kong Stock Exchange**”), in its annual report to shareholders, in press releases and other written materials and in oral statements made by its officers, directors or employees to third parties. Statements that are not historical facts, including statements about JD.com’s beliefs and expectations, are forward-looking statements. Forward-looking statements involve inherent risks and uncertainties. A number of factors could cause actual results to differ materially from those contained in any forward-looking statement, including but not limited to the following: JD.com’s growth strategies; its future business development, results of operations and financial condition; its ability to attract and retain new customers and to increase revenues generated from repeat customers; its expectations regarding demand for and market acceptance of its products and services; trends and competition in China’s e-commerce market; changes in its revenues and certain cost or expense items; the expected growth of the Chinese e-commerce market; laws, regulations and governmental policies relating to the industries in which JD.com or its business partners operate; potential changes in laws, regulations and governmental policies or changes in the interpretation and implementation of laws, regulations and governmental policies that could adversely affect the industries in which JD.com or its business partners operate, including, among others, initiatives to enhance supervision of companies listed on an overseas exchange and tighten scrutiny over data privacy and data security; risks associated with JD.com’s acquisitions, investments and alliances, including fluctuation in the market value of JD.com’s investment portfolio; impact of the COVID-19 pandemic; natural disasters and geopolitical events; change in tax rates and financial risks; intensity of competition; and general market and economic conditions in China and globally. Further information regarding these and other risks is included in JD.com’s filings with the SEC and the announcements on the website of the Hong Kong Stock Exchange. All information provided herein is as of the date of this announcement, and JD.com undertakes no obligation to update any forward-looking statement, except as required under applicable law.

JD.com, Inc.
Unaudited Condensed Consolidated Balance Sheets
(In thousands, except otherwise noted)

	As of		
	December 31, 2020	December 31, 2021	December 31, 2021
	<i>RMB</i>	<i>RMB</i>	<i>US\$</i>
ASSETS			
Current assets			
Cash and cash equivalents	86,084,857	70,766,531	11,104,813
Restricted cash	4,434,448	5,925,567	929,851
Short-term investments	60,577,110	114,564,218	17,977,626
Accounts receivable, net (including JD Baitiao of RMB0.8 billion and RMB2.5 billion as of December 31, 2020 and 2021, respectively) ⁽¹⁾	7,111,947	11,899,851	1,867,346
Advance to suppliers	3,767,933	3,958,727	621,211
Inventories, net	58,932,519	75,601,327	11,863,498
Prepayments and other current assets	7,076,590	11,455,613	1,797,636
Amount due from related parties	6,667,262	5,499,783	863,036
Assets held for sale	148,592	—	—
Total current assets	234,801,258	299,671,617	47,025,017
Non-current assets			
Property, equipment and software, net	22,596,570	32,944,163	5,169,658
Construction in progress	7,906,406	5,817,268	912,856
Intangible assets, net	6,462,888	5,836,688	915,904
Land use rights, net	11,124,913	14,327,797	2,248,344
Operating lease right-of-use assets	15,484,082	19,987,335	3,136,449
Goodwill	10,904,409	12,433,068	1,951,020
Investment in equity investees	58,501,329	63,222,474	9,920,986
Investment securities	39,085,150	19,088,047	2,995,331
Deferred tax assets	532,746	1,110,891	174,323
Other non-current assets	13,315,844	21,803,781	3,421,488
Amount due from related parties	242,527	263,588	41,363
Assets held for sale	1,329,672	—	—
Total non-current assets	187,486,536	196,835,100	30,887,722
Total assets	422,287,794	496,506,717	77,912,739

JD.com, Inc.
Unaudited Condensed Consolidated Balance Sheets
(In thousands, except otherwise noted)

	As of		
	December 31, 2020	December 31, 2021	December 31, 2021
	<i>RMB</i>	<i>RMB</i>	<i>US\$</i>
LIABILITIES			
Current liabilities			
Short-term debts	—	4,367,675	685,384
Accounts payable	106,818,425	140,484,105	22,045,022
Advance from customers	20,998,001	29,105,767	4,567,330
Deferred revenues	3,417,313	3,457,907	542,621
Taxes payable	3,029,416	2,567,686	402,926
Amount due to related parties	585,324	519,023	81,446
Accrued expenses and other current liabilities	30,034,571	34,468,548	5,408,867
Operating lease liabilities	5,513,534	6,664,839	1,045,859
Unsecured senior notes	3,259,882	—	—
Liabilities held for sale	360,196	—	—
Total current liabilities	174,016,662	221,635,550	34,779,455
Non-current liabilities			
Deferred revenues	1,617,844	1,296,758	203,490
Unsecured senior notes	9,594,556	9,385,959	1,472,862
Deferred tax liabilities	1,921,831	1,897,164	297,706
Long-term borrowings	2,936,205	—	—
Operating lease liabilities	10,249,957	13,720,797	2,153,092
Other non-current liabilities	331,623	1,786,364	280,319
Total non-current liabilities	26,652,016	28,087,042	4,407,469
Total liabilities	200,668,678	249,722,592	39,186,924

(1) JD Technology performs credit risk assessment services for JD Baitiao business and absorbs the credit risk of the underlying Baitiao receivables. Facilitated by JD Technology, the company periodically securitizes Baitiao receivables through the transfer of those assets to securitization plans and derecognizes the related Baitiao receivables through sales type arrangements.

JD.com, Inc.
Unaudited Condensed Consolidated Balance Sheets
(In thousands, except otherwise noted)

	As of		
	December 31, 2020	December 31, 2021	December 31, 2021
	<i>RMB</i>	<i>RMB</i>	<i>US\$</i>
MEZZANINE EQUITY			
Convertible redeemable non-controlling interests	17,133,208	1,211,901	190,174
SHAREHOLDERS' EQUITY			
Total JD.com, Inc. shareholders' equity (US\$0.00002 par value, 100,000,000 shares authorized, 3,159,309 shares issued and 3,110,792 shares outstanding as of December 31, 2021)	187,543,295	208,911,653	32,782,797
Non-controlling interests	16,942,613	36,660,571	5,752,844
Total shareholders' equity	<u>204,485,908</u>	<u>245,572,224</u>	<u>38,535,641</u>
Total liabilities, mezzanine equity and shareholders' equity	<u>422,287,794</u>	<u>496,506,717</u>	<u>77,912,739</u>

JD.com, Inc.
Unaudited Condensed Consolidated Statements of Operations
(In thousands, except per share data)

	For the three months ended			For the year ended		
	December 31, 2020	December 31, 2021	December 31, 2021	December 31, 2020	December 31, 2021	December 31, 2021
	RMB	RMB	US\$	RMB	RMB	US\$
Net revenues						
Net product revenues	192,199,962	234,674,824	36,825,601	651,879,240	815,654,877	127,994,049
Net service revenues	32,128,193	41,232,333	6,470,253	93,922,646	135,937,277	21,331,525
Total net revenues	<u>224,328,155</u>	<u>275,907,157</u>	<u>43,295,854</u>	<u>745,801,886</u>	<u>951,592,154</u>	<u>149,325,574</u>
Cost of revenues	(193,185,835)	(238,784,815)	(37,470,548)	(636,693,551)	(822,525,462)	(129,072,194)
Fulfillment	(14,752,007)	(16,326,841)	(2,562,038)	(48,700,211)	(59,055,207)	(9,267,051)
Marketing	(10,423,229)	(13,362,697)	(2,096,899)	(27,155,972)	(38,743,040)	(6,079,628)
Research and development	(4,503,450)	(4,105,119)	(644,183)	(16,148,948)	(16,332,036)	(2,562,853)
General and administrative	(1,977,866)	(3,737,864)	(586,552)	(6,409,131)	(11,562,451)	(1,814,401)
Gain on sale of development properties	1,109,179	18,192	2,855	1,648,747	766,992	120,358
Income/(Loss) from operations⁽²⁾⁽³⁾	<u>594,947</u>	<u>(391,987)</u>	<u>(61,511)</u>	<u>12,342,820</u>	<u>4,140,950</u>	<u>649,805</u>
Other income/(expenses)						
Share of results of equity investees	1,679,822	(4,272,346)	(670,424)	4,291,453	(4,918,023)	(771,745)
Interest expense	(296,061)	(447,170)	(70,171)	(1,125,181)	(1,213,455)	(190,418)
Others, net ⁽⁴⁾	21,971,125	(21,994)	(3,451)	35,309,799	(590,222)	(92,618)
Income/(loss) before tax	<u>23,949,833</u>	<u>(5,133,497)</u>	<u>(805,557)</u>	<u>50,818,891</u>	<u>(2,580,750)</u>	<u>(404,976)</u>
Income tax benefits/(expenses)	331,722	(185,223)	(29,066)	(1,481,645)	(1,886,535)	(296,039)
Net income/(loss)	<u>24,281,555</u>	<u>(5,318,720)</u>	<u>(834,623)</u>	<u>49,337,246</u>	<u>(4,467,285)</u>	<u>(701,015)</u>
Net loss attributable to non-controlling interests shareholders	(46,941)	(158,840)	(24,925)	(74,618)	(923,696)	(144,948)
Net income attributable to mezzanine equity classified as non-controlling interests shareholders	3,045	4,688	736	6,641	15,965	2,505
Net income/(loss) attributable to ordinary shareholders	<u>24,325,451</u>	<u>(5,164,568)</u>	<u>(810,434)</u>	<u>49,405,223</u>	<u>(3,559,554)</u>	<u>(558,572)</u>
Net income/(loss) per share:						
Basic	7.84	(1.66)	(0.26)	16.35	(1.15)	(0.18)
Diluted	7.59	(1.66)	(0.26)	15.84	(1.15)	(0.18)
Net income/(loss) per ADS:						
Basic	15.68	(3.32)	(0.52)	32.70	(2.29)	(0.36)
Diluted	15.18	(3.33)	(0.52)	31.68	(2.29)	(0.36)

JD.com, Inc.**Unaudited Condensed Consolidated Statements of Operations***(In thousands, except per share data)*

	For the three months ended			For the year ended		
	December 31,	December 31,	December 31,	December 31,	December 31,	December 31,
	2020	2021	2021	2020	2021	2021
	<i>RMB</i>	<i>RMB</i>	<i>US\$</i>	<i>RMB</i>	<i>RMB</i>	<i>US\$</i>

(2) Includes share-based compensation expenses as follows:

Cost of revenues	(32,550)	(33,714)	(5,290)	(98,168)	(102,407)	(16,070)
Fulfillment	(296,175)	(274,971)	(43,149)	(646,331)	(881,541)	(138,333)
Marketing	(128,598)	(172,635)	(27,090)	(346,952)	(585,611)	(91,895)
Research and development	(464,941)	(430,724)	(67,590)	(1,400,067)	(1,781,260)	(279,519)
General and administrative	(572,387)	(2,103,300)	(330,054)	(1,664,415)	(5,783,165)	(907,504)

(3) Includes amortization of business cooperation arrangement and intangible assets resulting from assets and business acquisitions as follows:

Fulfillment	(51,584)	(55,957)	(8,781)	(192,801)	(219,941)	(34,514)
Marketing	(218,936)	(217,526)	(34,135)	(692,471)	(854,379)	(134,071)
Research and development	(24,700)	(26,250)	(4,119)	(98,800)	(103,966)	(16,315)
General and administrative	(77,314)	(77,314)	(12,132)	(308,761)	(308,762)	(48,451)

(4) Others are other non-operating income/(loss), primarily consist of gains/(losses) from fair value change of long-term investments, gains/(losses) from business and investment disposals, impairment of investments, government incentives, interest income and foreign exchange gains/(losses).

JD.com, Inc.**Unaudited Non-GAAP Net Income Per Share and Per ADS***(In thousands, except per share data)*

	For the three months ended			For the year ended		
	December 31, 2020	December 31, 2021	December 31, 2021	December 31, 2020	December 31, 2021	December 31, 2021
	<i>RMB</i>	<i>RMB</i>	<i>US\$</i>	<i>RMB</i>	<i>RMB</i>	<i>US\$</i>
Non-GAAP net income attributable to ordinary shareholders	2,386,234	3,564,946	559,418	16,827,643	17,207,096	2,700,168
Weighted average number of shares:						
Basic	3,102,969	3,110,714	3,110,714	3,021,809	3,107,437	3,107,437
Diluted	3,204,906	3,110,714	3,110,714	3,109,024	3,107,437	3,107,437
Diluted (Non-GAAP)	3,204,906	3,192,988	3,192,988	3,109,024	3,194,405	3,194,405
Non-GAAP net income per share:						
Basic	0.77	1.15	0.18	5.57	5.54	0.87
Diluted	0.74	1.11	0.17	5.28	5.38	0.84
Non-GAAP net income per ADS:						
Basic	1.54	2.29	0.36	11.14	11.07	1.74
Diluted	1.49	2.21	0.35	10.56	10.75	1.69

JD.com, Inc.**Unaudited Condensed Consolidated Statements of Cash Flows and Free Cash Flow***(In thousands)*

	For the three months ended			For the year ended		
	December 31, 2020	December 31, 2021	December 31, 2021	December 31, 2020	December 31, 2021	December 31, 2021
	<i>RMB</i>	<i>RMB</i>	<i>US\$</i>	<i>RMB</i>	<i>RMB</i>	<i>US\$</i>
Net cash provided by operating activities	5,213,568	6,472,325	1,015,649	42,544,317	42,301,294	6,637,996
Net cash used in investing activities	(13,705,425)	(18,785,343)	(2,947,830)	(57,810,588)	(74,247,932)	(11,651,121)
Net cash provided by/(used in) financing activities	23,412,604	(3,426,454)	(537,685)	71,071,595	19,503,296	3,060,493
Effect of exchange rate changes on cash, cash equivalents and restricted cash	(2,971,701)	(1,438,118)	(225,672)	(5,082,380)	(1,499,783)	(235,348)
Net increase/(decrease) in cash, cash equivalents and restricted cash	11,949,046	(17,177,590)	(2,695,538)	50,722,944	(13,943,125)	(2,187,980)
Cash, cash equivalents and restricted cash at beginning of period ⁽⁵⁾	78,686,177	93,869,688	14,730,202	39,912,279	90,635,223	14,222,644
Cash, cash equivalents and restricted cash at end of period ⁽⁵⁾	<u>90,635,223</u>	<u>76,692,098</u>	<u>12,034,664</u>	<u>90,635,223</u>	<u>76,692,098</u>	<u>12,034,664</u>
Net cash provided by operating activities	5,213,568	6,472,325	1,015,649	42,544,317	42,301,294	6,637,996
Add: Impact from JD Baitiao receivables included in the operating cash flow	207,102	1,300,928	204,144	47,938	2,492,211	391,082
Add/(Less): Capital expenditures, net of related sales proceeds						
Capital expenditures for development properties	1,125,815	(3,866,523)	(606,741)	(3,533,666)	(13,510,306)	(2,120,062)
Other capital expenditures	(1,971,418)	(1,615,101)	(253,445)	(4,136,344)	(5,055,558)	(793,327)
Free cash flow	<u>4,575,067</u>	<u>2,291,629</u>	<u>359,607</u>	<u>34,922,245</u>	<u>26,227,641</u>	<u>4,115,689</u>

(5) Including cash, cash equivalents and restricted cash classified as assets held for sale of RMB115.9 million and nil as of December 31, 2020 and 2021, respectively.

Supplemental Financial Information and Business Metrics

	<u>Q4 2020</u>	<u>Q1 2021</u>	<u>Q2 2021</u>	<u>Q3 2021</u>	<u>Q4 2021</u>
Free cash flow (in RMB billions) — trailing twelve months (“ TTM ”)	34.9	28.2	31.9	28.5	26.2
Inventory turnover days ⁽⁶⁾ — TTM	33.3	31.2	31.0	30.1	30.3
Accounts payable turnover days ⁽⁷⁾ — TTM	47.1	44.2	45.8	45.5	45.3
Accounts receivable turnover days ⁽⁸⁾ — TTM	2.7	2.6	2.7	2.8	2.9
Annual active customer accounts (in millions)	471.9	499.8	531.9	552.2	569.7

GMV⁽⁹⁾ increased by 26.2% for the full year of 2021, as compared to the full year of 2020.

- (6) TTM inventory turnover days are the quotient of average inventory over the immediately preceding five quarters, up to and including the last quarter of the period, to cost of revenues of retail business for the last twelve months, and then multiplied by 360 days.
- (7) TTM accounts payable turnover days are the quotient of average accounts payable for retail business over the immediately preceding five quarters, up to and including the last quarter of the period, to cost of revenues of retail business for the last twelve months, and then multiplied by 360 days.
- (8) TTM accounts receivable turnover days are the quotient of average accounts receivable over the immediately preceding five quarters, up to and including the last quarter of the period, to total net revenues for the last twelve months and then multiplied by 360 days. Presented are the accounts receivable turnover days excluding the impact from JD Baitiao.
- (9) Gross Merchandise Volume (GMV) is the total value of all orders for products and services placed in the company’s online retail business and on the company’s online marketplaces, regardless of whether the goods are sold or delivered or whether the goods are returned. GMV includes the value from orders placed on the company’s mobile apps and websites as well as orders placed on third-party mobile apps and websites that are fulfilled by the company or by the company’s third-party merchants. The calculation of GMV includes shipping charges paid by buyers to sellers and for prudent consideration excludes certain transactions over certain amounts. The company believes that GMV only provides a measure of the overall volume of transactions that flow through the company’s platform in a given period. Therefore, it should not be used as a financial metric or industry and peer comparisons.

JD.com, Inc.**Unaudited Reconciliation of GAAP and Non-GAAP Results***(In thousands, except percentage data)*

	For the three months ended			For the year ended		
	December 31, 2020	December 31, 2021	December 31, 2021	December 31, 2020	December 31, 2021	December 31, 2021
	<i>RMB</i>	<i>RMB</i>	<i>US\$</i>	<i>RMB</i>	<i>RMB</i>	<i>US\$</i>
Income/(loss) from operations	594,947	(391,987)	(61,511)	12,342,820	4,140,950	649,805
Add: Share-based compensation	1,494,651	3,015,344	473,173	4,155,933	9,133,984	1,433,321
Add: Amortization of intangible assets resulting from assets and business acquisitions	228,623	237,178	37,219	723,420	940,331	147,558
Add/(Reversal of): Effects of business cooperation arrangements	4,485	(11,112)	(1,744)	(236,539)	(28,802)	(4,519)
Reversal of: Gain on sale of development properties	(1,109,179)	(18,192)	(2,855)	(1,648,747)	(766,992)	(120,358)
Non-GAAP income from operations	<u>1,213,527</u>	<u>2,831,231</u>	<u>444,282</u>	<u>15,336,887</u>	<u>13,419,471</u>	<u>2,105,807</u>
Add: Depreciation and other amortization	1,451,079	1,330,677	208,812	5,344,234	5,292,127	830,450
Non-GAAP EBITDA	<u>2,664,606</u>	<u>4,161,908</u>	<u>653,094</u>	<u>20,681,121</u>	<u>18,711,598</u>	<u>2,936,257</u>
Total net revenues	224,328,155	275,907,157	43,295,854	745,801,886	951,592,154	149,325,574
Non-GAAP operating margin	<u>0.5%</u>	<u>1.0%</u>	<u>1.0%</u>	<u>2.1%</u>	<u>1.4%</u>	<u>1.4%</u>
Non-GAAP EBITDA margin	<u>1.2%</u>	<u>1.5%</u>	<u>1.5%</u>	<u>2.8%</u>	<u>2.0%</u>	<u>2.0%</u>

JD.com, Inc.**Unaudited Reconciliation of GAAP and Non-GAAP Results***(In thousands, except percentage data)*

	For the three months ended			For the year ended		
	December 31, 2020	December 31, 2021	December 31, 2021	December 31, 2020	December 31, 2021	December 31, 2021
	<i>RMB</i>	<i>RMB</i>	<i>US\$</i>	<i>RMB</i>	<i>RMB</i>	<i>US\$</i>
Net income/(loss) attributable to ordinary shareholders	24,325,451	(5,164,568)	(810,434)	49,405,223	(3,559,554)	(558,572)
Add: Share-based compensation	1,494,651	2,564,054	402,356	4,155,933	8,293,361	1,301,409
Add: Amortization of intangible assets resulting from assets and business acquisitions	228,623	193,127	30,306	723,420	852,848	133,830
Add/(Reversal of): Reconciling items on the share of equity method investments ⁽¹⁰⁾	357,890	282,886	44,391	530,046	(867,287)	(136,096)
Add: Impairment of goodwill, intangible assets, and investments	33,679	3,955,661	620,730	695,414	6,077,482	953,690
(Reversal of)/Add: (Gain)/Loss from fair value change of long-term investments	(20,474,859)	1,889,550	296,512	(29,482,650)	7,294,743	1,144,704
Reversal of: Gain on sale of development properties	(1,099,100)	(3,583)	(562)	(1,638,668)	(684,383)	(107,395)
Reversal of: Gain on disposals/deemed disposals of investments	(2,101,380)	(65,421)	(10,266)	(6,903,937)	(134,022)	(21,031)
Reversal of: Effects of business cooperation arrangements and non-compete agreements	(15,199)	(30,146)	(4,731)	(318,705)	(105,648)	(16,578)
(Reversal of)/Add: Tax effects on non-GAAP adjustments	(363,522)	(56,614)	(8,884)	(338,433)	39,556	6,207
Non-GAAP net income attributable to ordinary shareholders	<u>2,386,234</u>	<u>3,564,946</u>	<u>559,418</u>	<u>16,827,643</u>	<u>17,207,096</u>	<u>2,700,168</u>
Total net revenues	224,328,155	275,907,157	43,295,854	745,801,886	951,592,154	149,325,574
Non-GAAP net margin	<u>1.1%</u>	<u>1.3%</u>	<u>1.3%</u>	<u>2.3%</u>	<u>1.8%</u>	<u>1.8%</u>

(10)To exclude the GAAP to non-GAAP reconciling items on the share of equity method investments, and share of amortization of intangibles not on their books.

APPENDIX II

RECENT DEVELOPMENTS IN THE ISSUER'S BUSINESS

This section supersedes in its entirety the section in the Base Listing Document entitled "Information Relating to UBS AG".

1. Overview

UBS AG ("**Issuer**") with its subsidiaries (together, "**UBS AG consolidated**", or "**UBS AG Group**"; together with UBS Group AG, which is the holding company of UBS AG, and its subsidiaries, "**UBS Group**", "**Group**", "**UBS**" or "**UBS Group AG consolidated**") provides financial advice and solutions to private, institutional and corporate clients worldwide, as well as private clients in Switzerland. The operational structure of the Group is comprised of the Group Functions and four business divisions: Global Wealth Management, Personal & Corporate Banking, Asset Management and the Investment Bank.

On 31 December 2021, UBS Group's common equity tier 1 ("**CET1**") capital ratio was 15.0%, the CET1 leverage ratio was 4.24%, the total loss-absorbing capacity ratio was 34.7%, and the total loss-absorbing capacity leverage ratio was 9.8%.¹ On the same date, invested assets stood at USD 4,596 billion, equity attributable to shareholders was USD 60,662 million and market capitalisation was USD 61,230 million. On the same date, UBS employed 71,385 people.²

On 31 December 2021, UBS AG consolidated CET1 capital ratio was 13.9%, the CET1 leverage ratio was 3.90%, the total loss-absorbing capacity ratio was 33.3%, and the total loss-absorbing capacity leverage ratio was 9.3%.¹ On the same date, invested assets stood at USD 4,596 billion and equity attributable to UBS AG shareholders was USD 58,102 million. On the same date, UBS AG Group employed 47,067 people.²

The rating agencies S&P Global Ratings Europe Limited ("**S&P**"), Moody's Deutschland GmbH ("**Moody's**"), and Fitch Ratings Limited ("**Fitch**") have published solicited credit ratings reflecting their assessment of the creditworthiness of UBS AG, i.e. its ability to fulfil in a timely manner payment obligations, such as principal or interest payments on long-term loans, also known as debt servicing. The ratings from Fitch and S&P may be attributed a plus or minus sign, and those from Moody's a number. These supplementary attributes indicate the relative position within the respective rating class. UBS AG has a long-term counterparty credit rating of A+ from S&P, long-term senior debt rating of Aa3 from Moody's, and long-term issuer default rating of AA- from Fitch.

An explanation of the significance of ratings may be obtained from the rating agencies. Generally, rating agencies base their ratings on such material and information, and such of their own investigations, studies and assumptions, as they deem appropriate. The ratings of UBS AG should be evaluated independently from similar ratings of other entities, and from the rating, if any, of its securities. A credit rating is not a recommendation to buy, sell or hold securities issued or guaranteed by the rated entity and may be subject to review, revision, suspension, reduction or withdrawal at any time by the assigning rating agency. Fitch is established in the UK and registered under Regulation (EU) No 1060/2009 as it forms part of domestic law of the UK by virtue of the EUWA (the "**UK CRA Regulation**") and currently appears on the list of credit rating agencies registered or certified with the Financial Conduct Authority published on its website www.fca.org.uk/markets/credit-rating-agencies/registered-certified-cras. Ratings given by Fitch are endorsed by Fitch Ratings Ireland Limited, which is established in the EEA and registered under Regulation (EU) No 1060/2009, as amended (the "**EU CRA Regulation**") and

¹ All figures based on the Swiss systemically relevant bank framework. Refer to the "Capital management" section of the Annual Report 2021 for more information.

² Full-time equivalents.

currently appears on the list of credit ratings agencies published by ESMA on its website www.esma.europa.eu in accordance with the EU CRA Regulation. S&P and Moody's are established in the European Union and registered under the EU CRA Regulation and currently appear on the list of credit ratings agencies published by ESMA on its website in accordance with the EU CRA Regulation. Ratings given by S&P and Moody's are endorsed by Standard & Poor's Global Ratings UK Limited and Moody's Investors Service Ltd, respectively, which are established in the UK and registered under the UK CRA Regulation and currently appear on the list of credit rating agencies registered or certified with the FCA published on its website.

No profit forecasts or estimates are included in this document.

No recent events particular to the Issuer have occurred which are to a material extent relevant to the evaluation of the Issuer's solvency.

2. Information about the Issuer

2.1 Corporate Information

The legal and commercial name of the Issuer is UBS AG.

The Issuer was incorporated under the name SBC AG on 28 February 1978 for an unlimited duration and entered in the Commercial Register of Canton Basel-City on that day. On 8 December 1997, the Issuer changed its name to UBS AG. The Issuer in its present form was created on 29 June 1998 by the merger of Union Bank of Switzerland (founded 1862) and Swiss Bank Corporation (founded 1872). UBS AG is entered in the Commercial Registers of Canton Zurich and Canton Basel-City. The registration number is CHE-101.329.561.

UBS AG is incorporated and domiciled in Switzerland and operates under the Swiss Code of Obligations as an Aktiengesellschaft, a corporation limited by shares. UBS AG's Legal Entity Identifier (LEI) code is BFM8T61CT2L1QCEMIK50.

According to article 2 of the articles of association of UBS AG dated 26 April 2018 ("**Articles of Association**"), the purpose of UBS AG is the operation of a bank. Its scope of operations extends to all types of banking, financial, advisory, trading and service activities in Switzerland and abroad. UBS AG may establish branches and representative offices as well as banks, finance companies and other enterprises of any kind in Switzerland and abroad, hold equity interests in these companies, and conduct their management. UBS AG is authorized to acquire, mortgage and sell real estate and building rights in Switzerland and abroad. UBS AG may borrow and invest money on the capital markets. UBS AG is part of the group of companies controlled by the group parent company UBS Group AG. It may promote the interests of the group parent company or other group companies. It may provide loans, guarantees and other kinds of financing and security for group companies.

The addresses and telephone numbers of UBS AG's two registered offices and principal places of business are: Bahnhofstrasse 45, CH-8001 Zurich, Switzerland, telephone +41 44 234 1111; and Aeschenvorstadt 1, CH-4051 Basel, Switzerland, telephone +41 61 288 5050.

2.2 UBS's borrowing and funding structure and financing of UBS's activities

For information on UBS's expected financing of its business activities, please refer to "*Liquidity and funding management*" in the "*Capital, liquidity and funding, and balance sheet*" section of the Annual Report 2021.

3. Business Overview

3.1 Organisational Structure of the Issuer

UBS AG is a Swiss bank and the parent company of the UBS AG Group. It is 100% owned by UBS

Group AG, which is the holding company of the UBS Group. UBS operates as a group with four business divisions and Group Functions.

In 2014, UBS began adapting its legal entity structure in response to too-big-to-fail requirements and other regulatory initiatives. First, UBS Group AG was established as the ultimate parent holding company for the Group. In 2015, UBS AG transferred its personal & corporate banking and Swiss-booked wealth management businesses to the newly established UBS Switzerland AG, a banking subsidiary of UBS AG in Switzerland. That same year, UBS Business Solutions AG, a wholly owned subsidiary of UBS Group AG, was established and acts as the Group service company. In 2016, UBS Americas Holding LLC became the intermediate holding company for UBS's US subsidiaries and UBS's wealth management subsidiaries across Europe were merged into UBS Europe SE, UBS's German-headquartered European subsidiary. In 2019, UBS Limited, UBS's UK headquartered subsidiary, was merged into UBS Europe SE.

UBS Group AG's interests in subsidiaries and other entities as of 31 December 2021, including interests in significant subsidiaries, are discussed in "Note 29 Interests in subsidiaries and other entities" to the UBS Group AG's consolidated financial statements included in the UBS Group AG and UBS AG Annual Report 2021 published on 07 March 2022 ("**Annual Report 2021**").

UBS AG's interests in subsidiaries and other entities as of 31 December 2021, including interests in significant subsidiaries, are discussed in "Note 29 Interests in subsidiaries and other entities" to the UBS AG's consolidated financial statements included in the Annual Report 2021.

UBS AG is the parent company of, and conducts a significant portion of its operations through, its subsidiaries. UBS AG has contributed a significant portion of its capital and provides substantial liquidity to subsidiaries. In addition, UBS Business Solutions AG provides substantial services to group companies including UBS AG and its subsidiaries. To this extent, UBS AG is dependent on certain of the entities of the UBS AG Group and of the UBS Group.

3.2 Principal activities

UBS businesses are organised globally into four business divisions: Global Wealth Management, Personal & Corporate Banking, Asset Management, and the Investment Bank. All four business divisions are supported by Group Functions. Each of the business divisions and Group Functions are described below. A description of the businesses, organisational structures, products and services and targeted markets of the business divisions and Group Functions can be found under "*Our businesses*" in the "*Our strategy, business model and environment*" section of the Annual Report 2021.

- *Global Wealth Management* provides financial services, advice and solutions to private clients, in particular in the ultrahigh net worth and high net worth segments. Its offering ranges from investment management to estate planning and corporate finance advice, in addition to specific wealth management products and services. The business division is managed globally across the regions.
- *Personal & Corporate Banking* serves its private, corporate, and institutional clients' needs, from basic banking to retirement, financing, investments and strategic transactions, in Switzerland, through its branch network and digital channels.
- Asset Management is a large-scale and diversified global asset manager. It offers investment capabilities and styles across all major traditional and alternative asset classes, as well as advisory support to institutions, wholesale intermediaries and wealth management clients globally.
- The *Investment Bank* provides a range of services to institutional, corporate and wealth management clients globally, to help them raise capital, grow their businesses, invest and

manage risks. Its offerings include advisory services, facilitating clients raising debt and equity from the public and private markets and capital markets, cash and derivatives trading across equities and fixed income, and financing.

- *Group Functions* is made up of the following major areas: Group Services (which consists of Technology, Corporate Services, Human Resources, Finance, Legal, Risk Control, Compliance, Regulatory & Governance, Communications & Branding and Group Sustainability and Impact), Group Treasury and Non-core and Legacy Portfolio.

3.3 Competition

The financial services industry is characterized by intense competition, continuous innovation, restrictive, detailed, and sometimes fragmented regulation and ongoing consolidation. UBS faces competition at the level of local markets and individual business lines, and from global financial institutions that are comparable to UBS in their size and breadth, as well as competition from new technology-based market entrants, which may not be subject to the same level of regulation. Barriers to entry in individual markets and pricing levels are being eroded by new technology. UBS expects these trends to continue and competition to increase.

Any statements regarding the competitive position of UBS AG, UBS AG Group or the Group contained in this document are made on the basis of the opinion of UBS AG or the Group.

3.4 Recent Developments

3.4.1 UBS AG consolidated key figures

UBS AG derived the selected consolidated financial information included in the table below for the years ended 31 December 2021, 2020 and 2019 from the Annual Report 2021, except where noted.

The consolidated financial statements were prepared in accordance with International Financial Reporting Standards (“IFRS”) issued by the International Accounting Standards Board (“IASB”).

Information for the years ended 31 December 2021, 2020 and 2019 which is indicated as being unaudited in the table below was included in the Annual Report 2021, but has not been audited on the basis that the respective disclosures are not required under IFRS, and therefore are not part of the audited financial statements. Prospective investors should read the whole of this document, the Annual Report 2021 and should not rely solely on the summarized information set out below.

	As of or for the year ended		
<i>USD million, except where indicated</i>	31.12.21	31.12.20	31.12.19
	<i>audited, except where indicated</i>		
Results			
Income statement			
Operating income	35,976	32,780	29,307
Net interest income	6,605	5,788	4,415
Net fee and commission income	22,438	19,207	17,460
Credit loss (expense) / release	148	(695)	(78)
Other net income from financial instruments measured at fair value through profit or loss	5,844	6,930	6,833
Operating expenses	27,012	25,081	24,138
Operating profit / (loss) before tax	8,964	7,699	5,169

Net profit / (loss) attributable to shareholders	7,032	6,196	3,965
Balance sheet ¹			
Total assets	1,116,145	1,125,327	971,927
Total financial liabilities measured at amortized cost	744,762	732,364	617,429
<i>of which: customer deposits</i>	544,834	527,929	450,591
<i>of which: debt issued measured at amortized cost</i>	82,432	85,351	62,835
<i>of which: subordinated debt</i>	5,163	7,744	7,431
Total financial liabilities measured at fair value through profit or loss	300,916	325,080	291,452
<i>of which: debt issued designated at fair value</i>	71,460	59,868	66,592
Loans and advances to customers	398,693	380,977	327,992
Total equity	58,442	58,073	53,896
Equity attributable to shareholders	58,102	57,754	53,722
Profitability and growth			
Return on equity (%) ²	12.3*	10.9*	7.4*
Return on tangible equity (%) ³	13.9*	12.4*	8.5*
Return on common equity tier 1 capital (%) ⁴	17.6*	16.6*	11.3*
Return on risk-weighted assets, gross (%) ⁵	12.3*	11.9*	11.2*
Return on leverage ratio denominator, gross (%) ^{6,7}	3.4*	3.4*	3.2*
Cost / income ratio (%) ⁸	75.4*	74.9*	82.1*
Net profit growth (%) ⁹	13.5*	56.3*	(3.4)*
Resources			
Common equity tier 1 capital ¹⁰	41,594	38,181	35,233*
Risk-weighted assets ¹⁰	299,005*	286,743*	257,831*
Common equity tier 1 capital ratio (%) ¹⁰	13.9*	13.3*	13.7*
Going concern capital ratio (%) ¹⁰	18.5*	18.3*	18.3*
Total loss-absorbing capacity ratio (%) ¹⁰	33.3*	34.2*	33.9*
Leverage ratio denominator ^{6, 10}	1,067,679*	1,036,771*	911,228*
Common equity tier 1 leverage ratio (%) ^{6, 10}	3.90*	3.68*	3.87*
Going concern leverage ratio (%) ^{6, 10}	5.2*	5.1*	5.2*
Total loss-absorbing capacity leverage ratio (%) ¹⁰	9.3*	9.5*	9.6*
Other			
Invested assets (USD billion) ¹¹	4,596	4,187	3,607
Personnel (full-time equivalents)	47,067*	47,546*	47,005*

* unaudited

¹ Except for *Total assets*, *Total equity* and *Equity attributable to shareholders*, balance sheet information for year ended 31 December 2019 is derived from the Annual Report 2020.

² Calculated as net profit attributable to shareholders (annualized as applicable) divided by average equity attributable to shareholders. This measure provides information about the profitability of the business in relation to equity.

³ Calculated as net profit attributable to shareholders (annualized as applicable) divided by average equity attributable to shareholders less average goodwill and intangible assets. This measure provides information about the profitability of the business in relation to tangible equity.

⁴ Calculated as net profit attributable to shareholders (annualized as applicable) divided by average common equity tier 1 capital. This measure provides information about the profitability of the business in relation to common equity tier 1 capital.

⁵ Calculated as operating income before credit loss expense or release (annualized as applicable) divided by average risk-weighted assets. This measure provides information about the revenues of the business in relation to risk-weighted assets.

⁶ Leverage ratio denominators and leverage ratios for year 2020 do not reflect the effects of the temporary exemption that applied from 25 March 2020 until 1 January 2021 and was granted by FINMA in connection with COVID-19.

⁷ Calculated as operating income before credit loss expense or release (annualized as applicable) divided by average leverage ratio denominator. This measure provides information about the revenues of the business in relation to leverage ratio denominator.

⁸ Calculated as operating expenses divided by operating income before credit loss expense or release (annualized as applicable). This measure provides information about the efficiency of the business by comparing operating expenses with gross income.

⁹ Calculated as change in net profit attributable to shareholders from continuing operations between current and comparison periods divided by net profit attributable to shareholders from continuing operations of comparison period. This measure provides information about profit growth in comparison with the prior period.

¹⁰ Based on the applicable Swiss systemically relevant bank framework as of 1 January 2020.

¹¹ Consists of invested assets for Global Wealth Management, Asset Management and Personal & Corporate Banking. Calculated as the sum of managed fund assets, managed institutional assets, discretionary and advisory wealth management portfolios, fiduciary deposits, time deposits, savings accounts, and wealth management securities or brokerage accounts. This measure provides information about the volume of client assets managed by or deposited with UBS for investment purposes.

3.4.2 *Regulatory, legal and other developments*

Refer to “*Our environment*” and “*Regulatory and legal developments*” in the Annual Report 2021, for information on key regulatory, legal and other developments.

3.5 **Trend Information**

For information on trends, refer to the “*Our environment*” section, and to “*Top and emerging risks*” and “*Country risk*” in the “*Risk management and control*” section of the Annual Report 2021. In addition, please refer to the “*Risk factors*” and the “*Recent Developments*” sections of this document for more information.

4. **Administrative, Management and Supervisory Bodies of the Issuer**

UBS AG complies with all relevant Swiss legal and regulatory corporate governance requirements. As a foreign private issuer with debt securities listed on the New York Stock Exchange (“**NYSE**”), UBS AG also complies with the relevant NYSE corporate governance standards applicable to foreign private issuers.

UBS AG operates under a strict dual board structure, as mandated by Swiss banking law. The Board of Directors (“**BoD**”) exercises the ultimate supervision over management, whereas the Executive Board (“**EB**”), headed by the President of the Executive Board (“**President of the EB**”), has executive management responsibility. The functions of Chairman of the BoD and President of the EB are assigned to two different people, ensuring a separation of power. This structure establishes checks and balances and preserves the institutional independence of the BoD from the executive management of UBS AG Group, for which responsibility is delegated to the EB under the leadership of the President of the EB. No member of one board may simultaneously be a member of the other.

Supervision and control of the EB remain with the BoD. The authorities and responsibilities of the two bodies are governed by the Articles of Association and the Organization Regulations of UBS AG.

4.1 **Board of Directors**

The BoD consists of between 5 and 12 members. All the members of the BoD are elected individually by the shareholders at the Annual General Meeting (“**AGM**”) for a term of office of one year, which expires after the completion of the next AGM. Shareholders also elect the Chairman upon proposal of the BoD.

The BoD meets as often as business requires, and at least six times a year.

4.1.1 Members of the Board of Directors

The current members of the BoD are listed below. In addition, UBS announced that at the next AGM Colm Kelleher will be nominated for election to the BoD as Chairman and Lukas Gähwiler will be nominated for election to the BoD as Vice Chairman.

Member	Title	Term of office	Current principal activities outside UBS AG
Axel A. Weber	Chairman	2022	Chairman of the Board of Directors of UBS Group AG; vice chairman of the Swiss Bankers Association; Trustees Board member of Avenir Suisse; board member of the Swiss Finance Council; chairman of the board of the Institute of International Finance; member of the European Financial Services Round Table; member of the European Banking Group; member of the International Advisory Councils of the China Banking and Insurance Regulatory Commission and the China Securities Regulatory Commission; member of the International Advisory Panel, Monetary Authority of Singapore; member of the Group of Thirty, Washington, D.C.; Advisory Board member of the Department of Economics, University of Zurich; member of the Trilateral Commission.
Jeremy Anderson	Vice Chairman	2022	Vice-Chairman and Senior Independent Director of the Board of Directors of UBS Group AG; board member of Prudential plc; trustee of the UK’s Productivity Leadership Group; trustee of Kingham Hill Trust; trustee of St. Helen Bishopsgate.
Claudia Böckstiegel	Member	2022	Member of the Board of Directors of UBS Group AG; General Counsel and member of the Enlarged Executive Committee of Roche Holding AG.
William C. Dudley	Member	2022	Member of the Board of Directors of UBS Group AG; member of the board of Treliant LLC; senior advisor to the Griswold Center for Economic Policy Studies at Princeton University; member of the Group of Thirty; member of the Council on Foreign Relations; chair of the Bretton Woods Committee board of directors; member of the board of the Council for Economic Education.
Patrick Firmenich	Member	2022	Member of the Board of Directors of UBS Group AG; chairman of the board of Firmenich International SA; member of the board of Jacobs Holding AG; member of the Board of INSEAD and INSEAD World Foundation;

			member of the Advisory Council of the Swiss Board Institute.
Reto Francioni	Member	2022	Member of the Board of Directors of UBS Group AG; professor at the University of Basel; board member of Coca-Cola HBC AG (Senior Independent Non-Executive Director, chair of the nomination committee); chairman of the board of Swiss International Air Lines AG; board member of economiesuisse.
Fred Hu	Member	2022	Member of the Board of Directors of UBS Group AG; non-executive chairman of the board of Yum China Holdings (chair of the nomination and governance committee); board member of Industrial and Commercial Bank of China; chairman of Primavera Capital Ltd and of Primavera Capital Group; member of the Board of Ant Group; board member of Minsheng Financial Leasing Co.; trustee of the China Medical Board; Governor of the Chinese International School in Hong Kong; co-chairman of the Nature Conservancy Asia Pacific Council; member of the Board of Trustees of the Institute for Advanced Studies (IAS).
Mark Hughes	Member	2022	Member of the Board of Directors of UBS Group AG; chair of the Board of Directors of the Global Risk Institute; visiting lecturer at the University of Leeds; senior advisor to McKinsey & Company.
Nathalie Rachou	Member	2022	Member of the Board of Directors of UBS Group AG; member of the board of Euronext N.V. (chair of the remuneration committee); member of the board of Veolia Environnement SA (chair of the audit committee); member of the board of the African Financial Institutions Investment Platform.
Julie G. Richardson	Member	2022	Member of the Board of Directors of UBS Group AG; member of the board of Yext (chair of the audit committee); member of the board of Datalog (chair of the audit committee).
Dieter Wemmer	Member	2022	Member of the Board of Directors of UBS Group AG; board member of Ørsted A/S (chair of the audit and risk committee); chairman of Marco Capital Holdings Limited and Marco Insurance, Malta; member of the Berlin Center of Corporate Governance.
Jeanette Wong	Member	2022	Member of the Board of Directors of UBS Group AG; member of the board of Prudential plc; member of the board of Singapore Airlines Limited; member of the Board Risk Committee of GIC Pte Ltd; board member of Jurong Town Corporation; board member of PSA International; chairman of the CareShield Life Council; member of the Securities Industry Council; member of

the Board of Trustees of the National University of Singapore.

4.2 Executive Board (“EB”)

Under the leadership of the President of the EB, the EB has executive management responsibility for UBS AG and its business. All EB members (with the exception of the President of the EB) are proposed by the President of the EB. The appointments are made by the BoD.

4.2.1 Members of the Executive Board

The current members of the EB are listed below. In addition, Sarah Youngwood joined the GEB at the beginning of March 2022, and will take over as Group Chief Financial Officer in May succeeding Kirt Gardner, who will retire from the firm.

Member and business address	Function	Current principal activities outside UBS AG
Ralph Hamers UBS AG, Bahnhofstrasse 45, CH-8001 Zurich	President of the Executive Board	Member of the Group Executive Board and Group Chief Executive Officer of UBS Group AG; member of the Board of the Swiss-American Chamber of Commerce; member of the Institut International D'Etudes Bancaires; member of the IMD Foundation Board; member of the McKinsey Advisory Council; member of the World Economic Forum International Business Council; Governor of the World Economic Forum (Financial Services).
Christian Bluhm UBS AG, Bahnhofstrasse 45, CH-8001 Zurich	Chief Risk Officer	Member of the Group Executive Board and Group Chief Risk Officer of UBS Group AG; board member of UBS Switzerland AG; member of the Foundation Board of the UBS Pension Fund; member of the Foundation Board – International Financial Risk Institute.
Mike Dargan UBS AG, Bahnhofstrasse 45, CH-8001 Zurich	Chief Digital and Information Officer	Member of the Group Executive Board and Chief Digital and Information Officer of UBS Group AG; President of the Executive Board and board member of UBS Business Solutions AG; member of the Board of Directors of Done Next Holdings AG; member of the Board of Trustees of the Inter-Community School Zurich.
Kirt Gardner UBS AG, Bahnhofstrasse 45, CH-8001 Zurich	Chief Financial Officer	Member of the Group Executive Board and Group Chief Financial Officer of UBS Group AG; board member of UBS Business Solutions AG.

<p>Suni Harford</p> <p>UBS AG, 1285 Avenue of the Americas, New York, NY 10019 USA</p>	<p>President Asset Management</p>	<p>Member of the Executive Board and President Asset Management of UBS Group AG; chairman of the Board of Directors of UBS Asset Management AG; chair of the Board of UBS Optimus Foundation; member of the Leadership Council of the Bob Woodruff Foundation.</p>
<p>Robert Karofsky</p> <p>UBS AG, 1285 Avenue of the Americas, New York, NY 10019, USA</p>	<p>President Investment Bank</p>	<p>Member of the Group Executive Board and President Investment Bank of UBS Group AG; president of UBS Securities LLC; member of the board of UBS Americas Holding LLC; member of the board of UBS Optimus Foundation; trustee of the UBS Americas Inc. Political Action Committee.</p>
<p>Iqbal Khan</p> <p>UBS AG, Bahnhofstrasse 45, CH-8001 Zurich</p>	<p>Co-President Global Wealth Management and President UBS Europe, Middle East and Africa</p>	<p>Member of the Executive Board, co-President Global Wealth Management and President UBS Europe, Middle East and Africa of UBS Group AG; member of the Supervisory Board of UBS Europe SE; member of the board of UBS Optimus Foundation; board member of Room to Read Switzerland.</p>
<p>Edmund Koh</p> <p>UBS AG, One Raffles Quay North Tower, Singapore 048583</p>	<p>President UBS Asia Pacific</p>	<p>Member of the Group Executive Board and President UBS Asia Pacific of UBS Group AG; member of a sub-committee of the Singapore Ministry of Finance's Committee on the Future Economy; member of the Financial Centre Advisory Panel of the Monetary Authority of Singapore; council member of the Asian Bureau of Finance and Economic Research; member of the Board of Trustees of the Wealth Management Institute, Singapore; board member of Next50 Limited, Singapore; board member of Medico Suites (S) Pte Ltd; Council member of the KidSTART program of the Early Childhood Development Agency Singapore; trustee of the Cultural Matching Fund, Singapore; member of University of Toronto's International Leadership Council for Asia.</p>
<p>Barbara Levi</p> <p>UBS AG, Bahnhofstrasse 45, CH-8001 Zurich</p>	<p>General Counsel</p>	<p>Member of the Group Executive Board and Group General Counsel of UBS Group AG; member of the Employers' Board of the Global Institute for Women's Leadership, King's College London; member of the Board of Directors of the European General Counsel Association.</p>

Tom Naratil UBS AG, 1285 Avenue of the Americas, New York, NY 10019 USA	Co-President Global Wealth Management and President UBS Americas	Member of the Group Executive Board and co-President Global Wealth Management and President UBS Americas of UBS Group AG; CEO and board member of UBS Americas Holding LLC; board member of the American Swiss Foundation.
Markus Ronner UBS AG, Bahnhofstrasse 45, CH-8001 Zurich	Chief Compliance and Governance Officer	Member of the Group Executive Board and Group Chief Compliance and Governance Officer of UBS Group AG.
Sarah Youngwood UBS AG, Bahnhofstrasse 45, CH-8001 Zurich	Designated Chief Financial Officer as of May 2022	Member of the Group Executive Board of UBS Group AG, and Designated Group Chief Financial Officer as of May 2022; Advisory Board Member – Wall Street Women’s Alliance.

4.3 Potential Conflicts of Interest

Members of the BoD and the EB may act as directors or executive officers of other companies (for current principal positions outside UBS AG, if any, of BoD and EB members, please see sections 4.1.1 and 4.2.1 above, respectively) and may have economic or other private interests that differ from those of UBS AG. Conflicts of interest may potentially arise from these positions or interests. For example, it cannot be excluded that a member of the BoD or EB has or will have a function within a company, the shares of which are or will be traded by UBS AG or which has or will have a business relationship with UBS AG. UBS AG is confident that its internal corporate governance practices and its compliance with relevant legal and regulatory provisions reasonably ensure that any conflicts of interest of the type described above are appropriately managed, including through disclosure when appropriate.

Other than as indicated above, UBS is not aware of potential conflicts of interests between any duties to the Issuer of the members of the BoD and the EB and their private interests or other duties.

5. Auditors

Based on article 31 of the Articles of Association, UBS AG shareholders elect the auditors for a term of office of one year. At the AGMs of 18 April 2019, 27 April 2020 and 7 April 2021, Ernst & Young Ltd., Aeschengraben 9, CH-4002 Basel, Switzerland ("**Ernst & Young**") was elected as auditor for the consolidated and standalone financial statements of UBS AG for a one-year term.

Ernst & Young is a member of EXPERTsuisse, the Swiss Expert Association for Audit, Tax and Fiduciary. Ernst & Young is also registered with the Swiss Federal Audit Oversight Authority, which is responsible for the licensing and supervision of audit firms and individuals that provide audit services in Switzerland.

6. Major Shareholders of the Issuer

UBS Group AG owns 100% of the outstanding shares of UBS AG. UBS AG is a wholly owned subsidiary of UBS Group AG. While UBS has no specific corporate measures intended to prevent abuse of control to the detriment of minority shareholders, UBS has adopted a comprehensive and integrated

governance framework which takes into account the specific requirements of each relevant jurisdiction. This governance framework includes separate articles of association and organizational regulations for UBS Group AG and UBS AG. In addition, as UBS AG is regulated as a bank in Switzerland, it is subject to capital regulation and close supervisory oversight. This includes the general requirement under Swiss law that contracts of UBS AG with affiliates are subject to an arm's length principle of negotiation.

7. Financial Information concerning the Issuer's Assets and Liabilities, Financial Position and Profits and Losses

7.1 Historical Annual Financial Information

Detailed information about UBS AG consolidated and UBS AG assets and liabilities, financial position and profits and losses for financial year 2021 is available in the section "*UBS AG consolidated financial statements*" of the Annual Report 2021 and in the UBS AG's standalone financial statements for the year ended 31 December 2021 (the "**Standalone Financial Statements 2021**"), respectively; and for financial year 2020 it is available in the "*UBS AG consolidated financial statements*" section of the UBS Group AG and UBS AG annual report 2020, published on 5 March 2021 ("**Annual Report 2020**") and in the UBS AG's standalone financial statements for the year ended 31 December 2020 published on 5 March 2021 (the "**Standalone Financial Statements 2020**"). The consolidated and standalone financial accounts are closed on 31 December of each year.

The annual financial reports form an essential part of UBS AG's reporting. They include the audited consolidated financial statements of UBS AG, prepared in accordance with International Financial Reporting Standards, as issued by the International Accounting Standards Board. The annual reports also include discussions and analysis of the consolidated financial and business results of UBS, its business divisions and Group Functions. In addition, UBS AG prepares and publishes standalone financial statements in accordance with Swiss GAAP, as well as certain additional disclosures required under US Securities and Exchange Commission regulations.

7.2 Auditing of Historical Annual Financial Information

The consolidated financial statements and the standalone financial statements of UBS AG for the financial years 2021 and 2020 were audited by Ernst & Young. The reports of the auditors on the consolidated financial statements can be found on pages 422-428 (inclusive) of the Annual Report 2021 and on pages 417-428 (inclusive) of the Annual Report 2020. The reports of the auditors on the standalone financial statements of UBS AG can be found on pages 37-42 (inclusive) of the Standalone Financial Statements 2021 and on pages 34-39 (inclusive) of the Standalone Financial Statements 2020.

There are no qualifications in the auditors' reports on the consolidated financial statements of UBS AG and the standalone financial statements of UBS AG for the years ended on 31 December 2021 and 31 December 2020.

7.3 Litigation, Regulatory and Similar Matters

UBS operates in a legal and regulatory environment that exposes it to significant litigation and similar risks arising from disputes and regulatory proceedings. As a result, UBS is involved in various disputes and legal proceedings, including litigation, arbitration, and regulatory and criminal investigations. Such matters are subject to many uncertainties, and the outcome and the timing of resolution are often difficult to predict, particularly in the earlier stages of a case. The uncertainties inherent in all such matters affect the amount and timing of any potential outflows for both matters with respect to which provisions have been established and other contingent liabilities. Litigation, regulatory and similar matters may also result in non-monetary penalties and consequences. A guilty plea to, or conviction of, a crime could have material consequences for UBS. Resolution of regulatory proceedings may require UBS to obtain

waivers of regulatory disqualifications to maintain certain operations, may entitle regulatory authorities to limit, suspend or terminate licenses and regulatory authorizations and may permit financial market utilities to limit, suspend or terminate UBS's participation in such utilities. Failure to obtain such waivers, or any limitation, suspension or termination of licenses, authorizations or participations, could have material consequences for UBS.

Specific litigation, regulatory and other matters, including all such matters that management considers to be material and others that management believes to be of significance due to potential financial, reputational and other effects, are described in "*Note 18 Provisions and contingent liabilities*" of the Annual Report 2021. The amount of damages claimed, the size of a transaction or other information is provided where available and appropriate in order to assist users in considering the magnitude of potential exposures.

7.4 Material Contracts

Except as otherwise disclosed in this document (including the documents incorporated herein by reference), no material contracts have been entered into outside of the ordinary course of UBS AG's or UBS AG Group's business which could result in any member of the UBS AG Group being under an obligation or entitlement that is material to UBS AG's ability to meet its obligations to the investors in relation to the issued securities.

7.5 Significant Changes in the Financial Position and Performance; Material Adverse Change in Prospects

Except as otherwise indicated in this document (including the documents incorporated herein by reference), no material changes have occurred in UBS AG's assets and liabilities, financial position or profits and losses since 31 December 2021.

8. Share Capital

As reflected in the Articles of Association most recently registered with the Commercial Register of the Canton of Zurich and the Commercial Register of Basel-City, UBS AG has (i) fully paid and issued share capital of CHF 385,840,846.60, divided into 3,858,408,466 registered shares with a par value of CHF 0.10 each (article 4), and (ii) conditional capital in the amount of CHF 38,000,000, comprising 380,000,000 registered shares with a par value of CHF 0.10 each that can be issued upon the voluntary or mandatory exercise of conversion rights and/or warrants (article 4a).

9. Documents Available

The most recent Articles of Association of UBS AG are available on UBS's Corporate Governance website, at www.ubs.com/governance. Save as otherwise indicated herein, information on or accessible through the Group's corporate website, www.ubs.com, does not form part of and is not incorporated into this document.

APPENDIX III

**EXTRACT OF
THE AUDITED CONSOLIDATED FINANCIAL STATEMENTS OF
UBS AG AND ITS SUBSIDIARIES
FOR THE FULL YEAR ENDED 31 DECEMBER 2021**

UBS Group AG interim consolidated financial information (unaudited)

Income statement

<i>USD million</i>	For the quarter ended			For the year ended	
	31.12.21	30.9.21	31.12.20	31.12.21	31.12.20
Interest income from financial instruments measured at amortized cost and fair value through other comprehensive income	2,152	2,178	2,111	8,533	8,810
Interest expense from financial instruments measured at amortized cost	(768)	(822)	(857)	(3,259)	(4,247)
Net interest income from financial instruments measured at fair value through profit or loss	387	338	368	1,431	1,299
Net interest income	1,770	1,693	1,622	6,705	5,862
Other net income from financial instruments measured at fair value through profit or loss	1,365	1,697	1,453	5,850	6,960
Credit loss (expense) / release	27	14	(66)	148	(694)
Fee and commission income	6,042	6,119	5,543	24,372	20,961
Fee and commission expense	(513)	(510)	(459)	(1,985)	(1,775)
Net fee and commission income	5,529	5,610	5,084	22,387	19,186
Other income	40	115	24	452	1,076
Total operating income	8,732	9,128	8,117	35,542	32,390
Personnel expenses	4,216	4,598	3,989	18,387	17,224
General and administrative expenses	2,212	1,148	1,515	5,553	4,885
Depreciation, amortization and impairment of non-financial assets	574	518	627	2,118	2,126
Total operating expenses	7,003	6,264	6,132	26,058	24,235
Operating profit / (loss) before tax	1,729	2,865	1,985	9,484	8,155
Tax expense / (benefit)	370	576	341	1,998	1,583
Net profit / (loss)	1,359	2,289	1,645	7,486	6,572
Net profit / (loss) attributable to non-controlling interests	11	9	9	29	15
Net profit / (loss) attributable to shareholders	1,348	2,279	1,636	7,457	6,557

Earnings per share (USD)

Basic	0.39	0.66	0.46	2.14	1.83
Diluted	0.38	0.63	0.44	2.06	1.77

Statement of comprehensive income

USD million	For the quarter ended			For the year ended	
	31.12.21	30.9.21	31.12.20	31.12.21	31.12.20
Comprehensive income attributable to shareholders¹					
Net profit / (loss)	1,348	2,279	1,636	7,457	6,557
Other comprehensive income that may be reclassified to the income statement					
Foreign currency translation					
Foreign currency translation movements related to net assets of foreign operations, before tax	315	(392)	1,143	(1,076)	2,103
Effective portion of changes in fair value of hedging instruments designated as net investment hedges, before tax	(183)	175	(539)	498	(936)
Foreign currency translation differences on foreign operations reclassified to the income statement	0	7	0	(2)	(7)
Effective portion of changes in fair value of hedging instruments designated as net investment hedges reclassified to the income statement	3	0	0	10	2
Income tax relating to foreign currency translations, including the impact of net investment hedges	(24)	53	(52)	35	(67)
Subtotal foreign currency translation, net of tax	111	(156)	552	(535)	1,095
Financial assets measured at fair value through other comprehensive income					
Net unrealized gains / (losses), before tax	(49)	(44)	0	(203)	223
Net realized gains / (losses) reclassified to the income statement from equity	0	0	(3)	(9)	(40)
Income tax relating to net unrealized gains / (losses)	13	11	3	55	(48)
Subtotal financial assets measured at fair value through other comprehensive income, net of tax	(37)	(33)	0	(157)	136
Cash flow hedges of interest rate risk					
Effective portion of changes in fair value of derivative instruments designated as cash flow hedges, before tax	(250)	(112)	(191)	(992)	2,012
Net (gains) / losses reclassified to the income statement from equity	(269)	(282)	(256)	(1,073)	(770)
Income tax relating to cash flow hedges	98	77	87	390	(231)
Subtotal cash flow hedges, net of tax	(421)	(316)	(360)	(1,675)	1,011
Cost of hedging					
Cost of hedging, before tax	(14)	5	(1)	(32)	(13)
Income tax relating to cost of hedging	6	0	0	6	0
Subtotal cost of hedging, net of tax	(8)	5	(1)	(26)	(13)
Total other comprehensive income that may be reclassified to the income statement, net of tax	(355)	(500)	191	(2,393)	2,230
Other comprehensive income that will not be reclassified to the income statement					
Defined benefit plans					
Gains / (losses) on defined benefit plans, before tax	149	10	37	2	(327)
Income tax relating to defined benefit plans	(25)	(9)	49	(7)	109
Subtotal defined benefit plans, net of tax	124	2	86	(5)	(218)
Own credit on financial liabilities designated at fair value					
Gains / (losses) from own credit on financial liabilities designated at fair value, before tax	55	(98)	(211)	46	(293)
Income tax relating to own credit on financial liabilities designated at fair value	0	0	0	0	0
Subtotal own credit on financial liabilities designated at fair value, net of tax	55	(98)	(211)	46	(293)
Total other comprehensive income that will not be reclassified to the income statement, net of tax	178	(96)	(126)	42	(511)
Total other comprehensive income	(177)	(596)	65	(2,351)	1,719
Total comprehensive income attributable to shareholders	1,171	1,683	1,701	5,106	8,276
Comprehensive income attributable to non-controlling interests					
Net profit / (loss)	11	9	9	29	15
Total other comprehensive income that will not be reclassified to the income statement, net of tax	(4)	(14)	18	(16)	21
Total comprehensive income attributable to non-controlling interests	7	(5)	27	13	36
Total comprehensive income					
Net profit / (loss)	1,359	2,289	1,645	7,486	6,572
Other comprehensive income	(181)	(610)	83	(2,367)	1,740
<i>of which: other comprehensive income that may be reclassified to the income statement</i>	<i>(355)</i>	<i>(500)</i>	<i>191</i>	<i>(2,393)</i>	<i>2,230</i>
<i>of which: other comprehensive income that will not be reclassified to the income statement</i>	<i>175</i>	<i>(110)</i>	<i>(108)</i>	<i>26</i>	<i>(490)</i>
Total comprehensive income	1,178	1,678	1,728	5,119	8,312

¹ Refer to the "Group performance" section of this report for more information.

Balance sheet

<i>USD million</i>	31.12.21	30.9.21	31.12.20
Assets			
Cash and balances at central banks	192,817	174,478	158,231
Loans and advances to banks	15,480	16,378	15,444
Receivables from securities financing transactions	75,012	74,476	74,210
Cash collateral receivables on derivative instruments	30,514	31,654	32,737
Loans and advances to customers	397,761	390,369	379,528
Other financial assets measured at amortized cost	26,209	27,082	27,194
Total financial assets measured at amortized cost	737,794	714,437	687,345
Financial assets at fair value held for trading	130,821	125,471	125,397
<i>of which: assets pledged as collateral that may be sold or repledged by counterparties</i>	<i>43,397</i>	<i>47,683</i>	<i>47,098</i>
Derivative financial instruments	118,142	121,189	159,617
Brokerage receivables	21,839	20,746	24,659
Financial assets at fair value not held for trading	60,080	60,799	80,364
Total financial assets measured at fair value through profit or loss	330,882	328,205	390,037
Financial assets measured at fair value through other comprehensive income	8,844	8,397	8,258
Investments in associates	1,243	1,188	1,557
Property, equipment and software	12,888	12,827	13,109
Goodwill and intangible assets	6,378	6,401	6,480
Deferred tax assets	8,876	8,830	9,212
Other non-financial assets	10,277	8,489	9,768
Total assets	1,117,182	1,088,773	1,125,765
Liabilities			
Amounts due to banks	13,101	13,292	11,050
Payables from securities financing transactions	5,533	5,256	6,321
Cash collateral payables on derivative instruments	31,798	33,062	37,312
Customer deposits	542,007	517,697	524,605
Debt issued measured at amortized cost	139,155	133,662	139,232
Other financial liabilities measured at amortized cost	9,001	9,569	9,729
Total financial liabilities measured at amortized cost	740,595	712,537	728,250
Financial liabilities at fair value held for trading	31,688	34,650	33,595
Derivative financial instruments	121,309	121,162	161,102
Brokerage payables designated at fair value	44,045	45,557	38,742
Debt issued designated at fair value	73,799	71,898	61,243
Other financial liabilities designated at fair value	30,074	30,248	30,387
Total financial liabilities measured at fair value through profit or loss	300,916	303,515	325,069
Provisions	3,518	2,810	2,828
Other non-financial liabilities	11,151	9,359	9,854
Total liabilities	1,056,180	1,028,221	1,066,000
Equity			
Share capital	322	322	338
Share premium	15,928	15,828	16,753
Treasury shares	(4,675)	(3,847)	(4,068)
Retained earnings	43,851	42,330	38,776
Other comprehensive income recognized directly in equity, net of tax	5,236	5,586	7,647
Equity attributable to shareholders	60,662	60,219	59,445
Equity attributable to non-controlling interests	340	333	319
Total equity	61,002	60,552	59,765
Total liabilities and equity	1,117,182	1,088,773	1,125,765

Provisions and contingent liabilities

a) Provisions

The table below presents an overview of total provisions.

<i>USD million</i>	31.12.21	30.9.21	31.12.20
Provisions other than provisions for expected credit losses	3,322	2,607	2,571
Provisions for expected credit losses	196	203	257
Total provisions	3,518	2,810	2,828

The following table presents additional information for provisions other than provisions for expected credit losses.

<i>USD million</i>	Litigation, regulatory and similar matters ¹	Restructuring ²	Other ³	Total
Balance as of 31 December 2020	2,135	72	363	2,571
Balance as of 30 September 2021	2,084	170	352	2,607
Increase in provisions recognized in the income statement	856	78	25	959
Release of provisions recognized in the income statement	(30)	(14)	(18)	(62)
Provisions used in conformity with designated purpose	(101)	(64)	(17)	(181)
Capitalized reinstatement costs	0	0	4	4
Foreign currency translation / unwind of discount	(12)	1	6	(5)
Balance as of 31 December 2021	2,798	172	352	3,322

¹ Comprises provisions for losses resulting from legal, liability and compliance risks. ² Includes personnel-related restructuring provisions of USD 125 million as of 31 December 2021 (30 September 2021: USD 122 million; 31 December 2020: USD 18 million) and provisions for onerous contracts of USD 47 million as of 31 December 2021 (30 September 2021: USD 48 million; 31 December 2020: USD 49 million). ³ Mainly includes provisions related to real estate, employee benefits and operational risks.

Restructuring provisions primarily relate to personnel-related provisions and onerous contracts. Personnel-related restructuring provisions are used within a short period of time but potential changes in amount may be triggered when natural staff attrition reduces the number of people affected by a restructuring event and therefore the estimated costs. Onerous contracts for property are recognized when UBS is committed to pay for non-lease

components, such as utilities, service charges, taxes and maintenance, when a property is vacated or not fully recovered from sub-tenants.

Information about provisions and contingent liabilities in respect of litigation, regulatory and similar matters, as a class, is included in part b). There are no material contingent liabilities associated with the other classes of provisions.

b) Litigation, regulatory and similar matters

The Group operates in a legal and regulatory environment that exposes it to significant litigation and similar risks arising from disputes and regulatory proceedings. As a result, UBS (which for purposes of this disclosure may refer to UBS Group AG and/or one or more of its subsidiaries, as applicable) is involved in various disputes and legal proceedings, including litigation, arbitration, and regulatory and criminal investigations.

Such matters are subject to many uncertainties, and the outcome and the timing of resolution are often difficult to predict, particularly in the earlier stages of a case. There are also situations where the Group may enter into a settlement agreement. This may occur in order to avoid the expense, management distraction or reputational implications of continuing to contest liability, even for those matters for which the Group believes it should be exonerated. The uncertainties inherent in all such matters affect the amount and timing of any potential outflows for both matters with respect to which provisions have been established and other contingent liabilities. The Group makes provisions for such matters brought against it when, in the opinion of management after seeking legal advice, it is more likely than not that the Group

has a present legal or constructive obligation as a result of past events, it is probable that an outflow of resources will be required, and the amount can be reliably estimated. Where these factors are otherwise satisfied, a provision may be established for claims that have not yet been asserted against the Group, but are nevertheless expected to be, based on the Group's experience with similar asserted claims. If any of those conditions is not met, such matters result in contingent liabilities. If the amount of an obligation cannot be reliably estimated, a liability exists that is not recognized even if an outflow of resources is probable. Accordingly, no provision is established even if the potential outflow of resources with respect to such matters could be significant. Developments relating to a matter that occur after the relevant reporting period, but prior to the issuance of financial statements, which affect management's assessment of the provision for such matter (because, for example, the developments provide evidence of conditions that existed at the end of the reporting period), are adjusting events after the reporting period under IAS 10 and must be recognized in the financial statements for the reporting period.

Provisions and contingent liabilities (continued)

Specific litigation, regulatory and other matters are described below, including all such matters that management considers to be material and others that management believes to be of significance due to potential financial, reputational and other effects. The amount of damages claimed, the size of a transaction or other information is provided where available and appropriate in order to assist users in considering the magnitude of potential exposures.

In the case of certain matters below, we state that we have established a provision, and for the other matters, we make no such statement. When we make this statement and we expect disclosure of the amount of a provision to prejudice seriously our position with other parties in the matter because it would reveal what UBS believes to be the probable and reliably estimable outflow, we do not disclose that amount. In some cases we are subject to confidentiality obligations that preclude such disclosure. With respect to the matters for which we do not state whether we have established a provision, either: (a) we have not established a provision, in which case the matter is treated as a contingent liability under the applicable accounting standard; or (b) we have established a provision but expect disclosure of that fact to prejudice seriously our position with other parties in the matter because it would reveal the fact that UBS believes an outflow of resources to be probable and reliably estimable.

With respect to certain litigation, regulatory and similar matters for which we have established provisions, we are able to estimate the expected timing of outflows. However, the aggregate amount of the expected outflows for those matters for which we are able to estimate expected timing is immaterial relative to our current and expected levels of liquidity over the relevant time periods.

The aggregate amount provisioned for litigation, regulatory and similar matters as a class is disclosed in the "Provisions" table in part a) above. It is not practicable to provide an aggregate estimate of liability for our litigation, regulatory and similar matters as a class of contingent liabilities. Doing so would require UBS to provide speculative legal assessments as to claims and proceedings that involve unique fact patterns or novel legal theories, that have not yet been initiated or are at early stages of adjudication, or as to which alleged damages have not been quantified by the claimants. Although UBS therefore cannot provide a numerical estimate of the future losses that could arise from litigation, regulatory and similar matters, UBS believes that the aggregate amount of possible future losses from this class that are more than remote substantially exceeds the level of current provisions.

Litigation, regulatory and similar matters may also result in non-monetary penalties and consequences. A guilty plea to, or conviction of, a crime could have material consequences for UBS. Resolution of regulatory proceedings may require UBS to obtain waivers of regulatory disqualifications to maintain certain operations, may entitle regulatory authorities to limit, suspend or terminate licenses and regulatory authorizations, and may permit financial market utilities to limit, suspend or terminate UBS's participation in such utilities. Failure to obtain such waivers, or any limitation, suspension or termination of licenses, authorizations or participations, could have material consequences for UBS.

The risk of loss associated with litigation, regulatory and similar matters is a component of operational risk for purposes of determining capital requirements. Information concerning our capital requirements and the calculation of operational risk for this purpose is included in the "Capital management" section of this report.

Provisions for litigation, regulatory and similar matters by business division and in Group Functions¹

<i>USD million</i>	Global Wealth Manage- ment	Personal & Corporate Banking	Asset Manage- ment	Investment Bank	Group Functions	Total
Balance as of 31 December 2020	861	115	0	227	932	2,135
Balance as of 30 September 2021	765	98	8	275	938	2,084
Increase in provisions recognized in the income statement	709	83	0	39	24	856
Release of provisions recognized in the income statement	(29)	0	0	0	0	(30)
Provisions used in conformity with designated purpose	(98)	(1)	0	(2)	0	(101)
Foreign currency translation / unwind of discount	(9)	0	0	(3)	0	(12)
Balance as of 31 December 2021	1,338	181	8	310	962	2,798

¹ Provisions, if any, for the matters described in items 3 and 4 of this disclosure are recorded in Global Wealth Management, and provisions, if any, for the matters described in item 2 are recorded in Group Functions. Provisions, if any, for the matters described in items 1 and 6 are allocated between Global Wealth Management and Personal & Corporate Banking, and provisions, if any, for the matters described in item 5 are allocated between the Investment Bank and Group Functions.

Provisions and contingent liabilities (continued)

1. Inquiries regarding cross-border wealth management businesses

Tax and regulatory authorities in a number of countries have made inquiries, served requests for information or examined employees located in their respective jurisdictions relating to the cross-border wealth management services provided by UBS and other financial institutions. It is possible that the implementation of automatic tax information exchange and other measures relating to cross-border provision of financial services could give rise to further inquiries in the future. UBS has received disclosure orders from the Swiss Federal Tax Administration (FTA) to transfer information based on requests for international administrative assistance in tax matters. The requests concern a number of UBS account numbers pertaining to current and former clients and are based on data from 2006 and 2008. UBS has taken steps to inform affected clients about the administrative assistance proceedings and their procedural rights, including the right to appeal. The requests are based on data received from the German authorities, who seized certain data related to UBS clients booked in Switzerland during their investigations and have apparently shared this data with other European countries. UBS expects additional countries to file similar requests.

Since 2013, UBS (France) S.A., UBS AG and certain former employees have been under investigation in France for alleged complicity in unlawful solicitation of clients on French territory, regarding the laundering of proceeds of tax fraud, and banking and financial solicitation by unauthorized persons. In connection with this investigation, the investigating judges ordered UBS AG to provide bail ("*caution*") of EUR 1.1 billion and UBS (France) S.A. to post bail of EUR 40 million, which was reduced on appeal to EUR 10 million.

On 20 February 2019, the court of first instance returned a verdict finding UBS AG guilty of unlawful solicitation of clients on French territory and aggravated laundering of the proceeds of tax fraud, and UBS (France) S.A. guilty of aiding and abetting unlawful solicitation and of laundering the proceeds of tax fraud. The court imposed fines aggregating EUR 3.7 billion on UBS AG and UBS (France) S.A. and awarded EUR 800 million of civil damages to the French state. A trial in the French Court of Appeal took place in March 2021. On 13 December 2021, the Court of Appeal found UBS AG guilty of unlawful solicitation and aggravated laundering of the proceeds of tax fraud. The court ordered a fine of EUR 3.75 million, the confiscation of EUR 1 billion, and awarded civil damages to the French state of EUR 800 million. The court also found UBS (France) SA guilty of the aiding and abetting of unlawful solicitation and ordered it to pay a fine of EUR 1.875 million. UBS AG has filed an appeal with the French Supreme Court to preserve its rights. The appeal enables UBS AG to thoroughly assess the verdict of the Court of Appeal and to determine next steps in the best interest of its stakeholders. The fine and confiscation imposed by the Court of Appeal are suspended during the appeal. The award of civil damages is payable upon request by the French state.

Our balance sheet at 31 December 2021 reflected provisions with respect to this matter in an amount of EUR 1.1 billion (USD 1.252 billion at 31 December 2021). The wide range of possible outcomes in this case contributes to a high degree of estimation uncertainty and the provision reflects our best estimate of possible financial implications, although actual penalties and civil damages could exceed (or may be less than) the provision amount.

In 2016, UBS was notified by the Belgian investigating judge that it was under formal investigation ("*inculpé*") regarding the allegations of laundering of proceeds of tax fraud, banking and financial solicitation by unauthorized persons, and serious tax fraud. In November 2021, the Council Chamber approved a settlement with the Brussels Prosecution Office for EUR 49 million without recognition of guilt with regard to the allegations of banking and financial solicitation by unauthorized persons and serious tax fraud. The allegation of laundering of proceeds of tax fraud was dismissed.

Our balance sheet at 31 December 2021 reflected provisions with respect to matters described in this item 1 in an amount that UBS believes to be appropriate under the applicable accounting standard. As in the case of other matters for which we have established provisions, the future outflow of resources in respect of such matters cannot be determined with certainty based on currently available information and accordingly may ultimately prove to be substantially greater (or may be less) than the provision that we have recognized.

2. Claims related to sales of residential mortgage-backed securities and mortgages

From 2002 through 2007, prior to the crisis in the US residential loan market, UBS was a substantial issuer and underwriter of US residential mortgage-backed securities (RMBS) and was a purchaser and seller of US residential mortgages.

In November 2018, the DOJ filed a civil complaint in the District Court for the Eastern District of New York. The complaint seeks unspecified civil monetary penalties under the Financial Institutions Reform, Recovery and Enforcement Act of 1989 related to UBS's issuance, underwriting and sale of 40 RMBS transactions in 2006 and 2007. UBS moved to dismiss the civil complaint on 6 February 2019. On 10 December 2019, the district court denied UBS's motion to dismiss.

Our balance sheet at 31 December 2021 reflected a provision with respect to matters described in this item 2 in an amount that UBS believes to be appropriate under the applicable accounting standard. As in the case of other matters for which we have established provisions, the future outflow of resources in respect of this matter cannot be determined with certainty based on currently available information and accordingly may ultimately prove to be substantially greater (or may be less) than the provision that we have recognized.

Provisions and contingent liabilities (continued)

3. Madoff

In relation to the Bernard L. Madoff Investment Securities LLC (BMIS) investment fraud, UBS AG, UBS (Luxembourg) S.A. (now UBS Europe SE, Luxembourg branch) and certain other UBS subsidiaries have been subject to inquiries by a number of regulators, including the Swiss Financial Market Supervisory Authority (FINMA) and the Luxembourg Commission de Surveillance du Secteur Financier. Those inquiries concerned two third-party funds established under Luxembourg law, substantially all assets of which were with BMIS, as well as certain funds established in offshore jurisdictions with either direct or indirect exposure to BMIS. These funds faced severe losses, and the Luxembourg funds are in liquidation. The documentation establishing both funds identifies UBS entities in various roles, including custodian, administrator, manager, distributor and promoter, and indicates that UBS employees serve as board members.

In 2009 and 2010, the liquidators of the two Luxembourg funds filed claims against UBS entities, non-UBS entities and certain individuals, including current and former UBS employees, seeking amounts totaling approximately EUR 2.1 billion, which includes amounts that the funds may be held liable to pay the trustee for the liquidation of BMIS (BMIS Trustee).

A large number of alleged beneficiaries have filed claims against UBS entities (and non-UBS entities) for purported losses relating to the Madoff fraud. The majority of these cases have been filed in Luxembourg, where decisions that the claims in eight test cases were inadmissible have been affirmed by the Luxembourg Court of Appeal, and the Luxembourg Supreme Court has dismissed a further appeal in one of the test cases.

In the US, the BMIS Trustee filed claims against UBS entities, among others, in relation to the two Luxembourg funds and one of the offshore funds. The total amount claimed against all defendants in these actions was not less than USD 2 billion. In 2014, the US Supreme Court rejected the BMIS Trustee's motion for leave to appeal decisions dismissing all claims except those for the recovery of approximately USD 125 million of payments alleged to be fraudulent conveyances and preference payments. In 2016, the bankruptcy court dismissed these claims against the UBS entities. In February 2019, the Court of Appeals reversed the dismissal of the BMIS Trustee's remaining claims, and the US Supreme Court subsequently denied a petition seeking review of the Court of Appeals' decision. The case has been remanded to the Bankruptcy Court for further proceedings.

4. Puerto Rico

Declines since 2013 in the market prices of Puerto Rico municipal bonds and of closed-end funds (funds) that are sole-managed and co-managed by UBS Trust Company of Puerto Rico and distributed by UBS Financial Services Incorporated of Puerto Rico (UBS PR) led to multiple regulatory inquiries, which in 2014 and 2015, led to settlements with the Office of the Commissioner of Financial Institutions for the Commonwealth of Puerto Rico, the US Securities and Exchange Commission (SEC) and the Financial Industry Regulatory Authority.

Since then, UBS clients in Puerto Rico who own the funds or Puerto Rico municipal bonds and/or who used their UBS account assets as collateral for UBS non-purpose loans filed customer complaints and arbitration demands seeking aggregate damages of USD 3.4 billion, of which USD 3.1 billion have been resolved through settlements, arbitration or withdrawal of claims. Allegations include fraud, misrepresentation and unsuitability of the funds and of the loans.

A shareholder derivative action was filed in 2014 against various UBS entities and current and certain former directors of the funds, alleging hundreds of millions of US dollars in losses in the funds. In 2021, the parties reached an agreement to settle this matter for USD 15 million, subject to court approval.

In 2011, a purported derivative action was filed on behalf of the Employee Retirement System of the Commonwealth of Puerto Rico (System) against over 40 defendants, including UBS PR, which was named in connection with its underwriting and consulting services. Plaintiffs alleged that defendants violated their purported fiduciary duties and contractual obligations in connection with the issuance and underwriting of USD 3 billion of bonds by the System in 2008 and sought damages of over USD 800 million. In 2016, the court granted the System's request to join the action as a plaintiff. In 2017, the court denied defendants' motion to dismiss the complaint. In 2020, the court denied plaintiffs' motion for summary judgment.

Beginning in 2015, certain agencies and public corporations of the Commonwealth of Puerto Rico (Commonwealth) defaulted on certain interest payments on Puerto Rico bonds. In 2016, US federal legislation created an oversight board with power to oversee Puerto Rico's finances and to restructure its debt. The oversight board has imposed a stay on the exercise of certain creditors' rights. In 2017, the oversight board placed certain of the bonds into a bankruptcy-like proceeding under the supervision of a Federal District Judge.

In May 2019, the oversight board filed complaints in Puerto Rico federal district court bringing claims against financial, legal and accounting firms that had participated in Puerto Rico municipal bond offerings, including UBS, seeking a return of underwriting and swap fees paid in connection with those offerings. UBS estimates that it received approximately USD 125 million in fees in the relevant offerings.

In August 2019, and February and November 2020, four US insurance companies that insured issues of Puerto Rico municipal bonds sued UBS and several other underwriters of Puerto Rico municipal bonds in three separate cases. The actions collectively seek recovery of an aggregate of USD 955 million in damages from the defendants. The plaintiffs in these cases claim that defendants failed to reasonably investigate financial statements in the offering materials for the insured Puerto Rico bonds issued between 2002 and 2007, which plaintiffs argue they relied upon in agreeing to insure the bonds notwithstanding that they had no contractual relationship with the underwriters. Defendants' motions to dismiss were granted in two of the cases; those decisions are being appealed by the plaintiffs. In the third case, defendants' motion to dismiss was denied, but on appeal that ruling was reversed and the motion to dismiss was granted.

Provisions and contingent liabilities (continued)

Our balance sheet at 31 December 2021 reflected provisions with respect to matters described in this item 4 in amounts that UBS believes to be appropriate under the applicable accounting standard. As in the case of other matters for which we have established provisions, the future outflow of resources in respect of such matters cannot be determined with certainty based on currently available information and accordingly may ultimately prove to be substantially greater (or may be less) than the provisions that we have recognized.

5. Foreign exchange, LIBOR and benchmark rates, and other trading practices

Foreign exchange-related regulatory matters: Beginning in 2013, numerous authorities commenced investigations concerning possible manipulation of foreign exchange markets and precious metals prices. As a result of these investigations, UBS entered into resolutions with Swiss, US and United Kingdom regulators and the European Commission. UBS was granted conditional immunity by the Antitrust Division of the DOJ and by authorities in other jurisdictions in connection with potential competition law violations relating to foreign exchange and precious metals businesses.

Foreign exchange-related civil litigation: Putative class actions have been filed since 2013 in US federal courts and in other jurisdictions against UBS and other banks on behalf of putative classes of persons who engaged in foreign currency transactions with any of the defendant banks. UBS has resolved US federal court class actions relating to foreign currency transactions with the defendant banks and persons who transacted in foreign exchange futures contracts and options on such futures under a settlement agreement that provides for UBS to pay an aggregate of USD 141 million and provide cooperation to the settlement classes. Certain class members have excluded themselves from that settlement and have filed individual actions in US and English courts against UBS and other banks, alleging violations of US and European competition laws and unjust enrichment.

In 2015, a putative class action was filed in federal court against UBS and numerous other banks on behalf of persons and businesses in the US who directly purchased foreign currency from the defendants and alleged co-conspirators for their own end use. In March 2017, the court granted UBS's (and the other banks') motions to dismiss the complaint. The plaintiffs filed an amended complaint in August 2017. In March 2018, the court denied the defendants' motions to dismiss the amended complaint.

LIBOR and other benchmark-related regulatory matters: Numerous government agencies conducted investigations regarding potential improper attempts by UBS, among others, to manipulate LIBOR and other benchmark rates at certain times. UBS reached settlements or otherwise concluded investigations relating to benchmark interest rates with the investigating authorities. UBS was granted conditional leniency or conditional immunity from authorities in certain jurisdictions, including the Antitrust Division of the DOJ and the Swiss Competition Commission (WEKO), in connection with potential antitrust or

competition law violations related to certain rates. However, UBS has not reached a final settlement with WEKO, as the Secretariat of WEKO has asserted that UBS does not qualify for full immunity.

LIBOR and other benchmark-related civil litigation: A number of putative class actions and other actions are pending in the federal courts in New York against UBS and numerous other banks on behalf of parties who transacted in certain interest rate benchmark-based derivatives. Also pending in the US and in other jurisdictions are a number of other actions asserting losses related to various products whose interest rates were linked to LIBOR and other benchmarks, including adjustable rate mortgages, preferred and debt securities, bonds pledged as collateral, loans, depository accounts, investments and other interest-bearing instruments. The complaints allege manipulation, through various means, of certain benchmark interest rates, including USD LIBOR, Euroyen TIBOR, Yen LIBOR, EURIBOR, CHF LIBOR, GBP LIBOR, SGD SIBOR and SOR and Australian BBSW, and seek unspecified compensatory and other damages under varying legal theories.

USD LIBOR class and individual actions in the US: In 2013 and 2015, the district court in the USD LIBOR actions dismissed, in whole or in part, certain plaintiffs' antitrust claims, federal racketeering claims, CEA claims, and state common law claims, and again dismissed the antitrust claims in 2016 following an appeal. In December 2021, the Second Circuit affirmed the district court's dismissal in part and reversed in part and remanded to the district court for further proceedings. The Second Circuit, among other things, held that there was personal jurisdiction over UBS and other foreign defendants based on allegations that at least one alleged co-conspirator undertook an overt act in the United States. Separately, in 2018, the Second Circuit reversed in part the district court's 2015 decision dismissing certain individual plaintiffs' claims and certain of these actions are now proceeding. In 2018, the district court denied plaintiffs' motions for class certification in the USD class actions for claims pending against UBS, and plaintiffs sought permission to appeal that ruling to the Second Circuit. In July 2018, the Second Circuit denied the petition to appeal of the class of USD lenders and in November 2018 denied the petition of the USD exchange class. In January 2019, a putative class action was filed in the District Court for the Southern District of New York against UBS and numerous other banks on behalf of US residents who, since 1 February 2014, directly transacted with a defendant bank in USD LIBOR instruments. The complaint asserts antitrust claims. The defendants moved to dismiss the complaint in August 2019. On 26 March 2020 the court granted defendants' motion to dismiss the complaint in its entirety. Plaintiffs have appealed the dismissal. In August 2020, an individual action was filed in the Northern District of California against UBS and numerous other banks alleging that the defendants conspired to fix the interest rate used as the basis for loans to consumers by jointly setting the USD LIBOR rate and monopolized the market for LIBOR-based consumer loans and credit cards. Defendants moved to dismiss the complaint in September 2021.

Provisions and contingent liabilities (continued)

Other benchmark class actions in the US:

Yen LIBOR / Euroyen TIBOR – In 2014, 2015 and 2017, the court in one of the Yen LIBOR / Euroyen TIBOR lawsuits dismissed certain of the plaintiffs' claims, including the plaintiffs' federal antitrust and racketeering claims. In August 2020, the court granted defendants' motion for judgment on the pleadings and dismissed the lone remaining claim in the action as impermissibly extraterritorial. Plaintiffs have appealed. In 2017, the court dismissed the other Yen LIBOR / Euroyen TIBOR action in its entirety on standing grounds. In April 2020, the appeals court reversed the dismissal and in August 2020 plaintiffs in that action filed an amended complaint focused on Yen LIBOR. The court granted in part and denied in part defendants' motion to dismiss the amended complaint in September 2021 and plaintiffs and the remaining defendants have moved for reconsideration.

CHF LIBOR – In 2017, the court dismissed the CHF LIBOR action on standing grounds and failure to state a claim. Plaintiffs filed an amended complaint following the dismissal, and the court granted a renewed motion to dismiss in September 2019. Plaintiffs appealed. In September 2021, the Second Circuit granted the parties' joint motion to vacate the dismissal and remand the case for further proceedings.

EURIBOR – In 2017, the court in the EURIBOR lawsuit dismissed the case as to UBS and certain other foreign defendants for lack of personal jurisdiction. Plaintiffs have appealed.

SIBOR / SOR – In October 2018, the court in the SIBOR / SOR action dismissed all but one of plaintiffs' claims against UBS. Plaintiffs filed an amended complaint following the dismissal, and the court granted a renewed motion to dismiss in July 2019. Plaintiffs appealed. In March 2021, the Second Circuit reversed the dismissal. Plaintiffs filed an amended complaint in October 2021, which defendants have moved to dismiss.

BBSW – In November 2018, the court in the BBSW lawsuit dismissed the case as to UBS and certain other foreign defendants for lack of personal jurisdiction. Following that dismissal, plaintiffs filed an amended complaint in April 2019, which UBS and other defendants named in the amended complaint moved to dismiss. In February 2020, the court in the BBSW action granted in part and denied in part defendants' motions to dismiss the amended complaint. In August 2020, UBS and other BBSW defendants joined a motion for judgment on the pleadings, which the court denied in May 2021.

GBP LIBOR – The court dismissed the GBP LIBOR action in August 2019. Plaintiffs have appealed.

Government bonds: Putative class actions have been filed since 2015 in US federal courts against UBS and other banks on behalf of persons who participated in markets for US Treasury securities since 2007. A consolidated complaint was filed in 2017 in the US District Court for the Southern District of New York alleging that the banks colluded with respect to, and manipulated prices of, US Treasury securities sold at auction and in the secondary market and

asserting claims under the antitrust laws and for unjust enrichment. Defendants' motions to dismiss the consolidated complaint was granted in March 2021. Plaintiffs filed an amended complaint, which defendants moved to dismiss in June 2021. Similar class actions have been filed concerning European government bonds and other government bonds.

In May 2021, the European Commission issued a decision finding that UBS and six other banks breached European Union antitrust rules in 2007–2011 relating to European government bonds. The European Commission fined UBS EUR 172 million. UBS is appealing the amount of the fine.

With respect to additional matters and jurisdictions not encompassed by the settlements and orders referred to above, our balance sheet at 31 December 2021 reflected a provision in an amount that UBS believes to be appropriate under the applicable accounting standard. As in the case of other matters for which we have established provisions, the future outflow of resources in respect of such matters cannot be determined with certainty based on currently available information and accordingly may ultimately prove to be substantially greater (or may be less) than the provision that we have recognized.

6. Swiss retrocessions

The Federal Supreme Court of Switzerland ruled in 2012, in a test case against UBS, that distribution fees paid to a firm for distributing third-party and intra-group investment funds and structured products must be disclosed and surrendered to clients who have entered into a discretionary mandate agreement with the firm, absent a valid waiver. FINMA issued a supervisory note to all Swiss banks in response to the Supreme Court decision. UBS has met the FINMA requirements and has notified all potentially affected clients.

The Supreme Court decision has resulted, and continues to result, in a number of client requests for UBS to disclose and potentially surrender retrocessions. Client requests are assessed on a case-by-case basis. Considerations taken into account when assessing these cases include, among other things, the existence of a discretionary mandate and whether or not the client documentation contained a valid waiver with respect to distribution fees.

Our balance sheet at 31 December 2021 reflected a provision with respect to matters described in this item 6 in an amount that UBS believes to be appropriate under the applicable accounting standard. The ultimate exposure will depend on client requests and the resolution thereof, factors that are difficult to predict and assess. Hence, as in the case of other matters for which we have established provisions, the future outflow of resources in respect of such matters cannot be determined with certainty based on currently available information and accordingly may ultimately prove to be substantially greater (or may be less) than the provision that we have recognized.

UBS AG interim consolidated financial information (unaudited)

This section contains a comparison of selected financial and capital information between UBS Group AG consolidated and UBS AG consolidated. Information for UBS AG consolidated does not differ materially from UBS Group AG on a consolidated basis.

Comparison between UBS Group AG consolidated and UBS AG consolidated

The accounting policies applied under International Financial Reporting Standards (IFRS) to both the UBS Group AG and the UBS AG consolidated financial statements are identical. However, there are certain scope and presentation differences as noted below.

- Assets, liabilities, operating income, operating expenses and operating profit before tax relating to UBS Group AG and its directly held subsidiaries, including UBS Business Solutions AG, are reflected in the consolidated financial statements of UBS Group AG but not in those of UBS AG. UBS AG's assets, liabilities, operating income and operating expenses related to transactions with UBS Group AG and its directly held subsidiaries, including UBS Business Solutions AG and other shared services subsidiaries, are not subject to elimination in the consolidated financial statements of UBS AG, but are eliminated in the consolidated financial statements of UBS Group AG. UBS Business Solutions AG and other shared services subsidiaries of UBS Group AG charge other legal entities within the UBS AG consolidation scope for services provided, including a markup on costs incurred.
- The equity of UBS Group AG consolidated was USD 2.6 billion higher than the equity of UBS AG consolidated as of 31 December 2021. This difference was mainly driven by higher dividends paid by UBS AG to UBS Group AG compared with the dividend distributions of UBS Group AG, as well as higher retained earnings in the consolidated financial statements of UBS Group AG, largely related to the aforementioned markup charged by shared services subsidiaries of UBS Group AG to other legal entities in the UBS AG scope of consolidation. In addition, UBS Group AG is the grantor of the majority of the compensation plans of the Group and recognizes share premium for equity-settled awards granted. These effects were partly offset by treasury shares acquired as part of our share repurchase programs and those held to hedge share delivery obligations associated with Group compensation plans, as well as additional share premium recognized at the UBS AG consolidated level related to the establishment of UBS Group AG and UBS Business Solutions AG, a wholly owned subsidiary of UBS Group AG.
- The going concern capital of UBS Group AG consolidated was USD 5.1 billion higher than the going concern capital of UBS AG consolidated as of 31 December 2021, reflecting higher common equity tier 1 (CET1) capital of USD 3.7 billion and going concern loss-absorbing additional tier 1 (AT1) capital of USD 1.4 billion.
- The CET1 capital of UBS Group AG consolidated was USD 3.7 billion higher than that of UBS AG consolidated as of 31 December 2021. The higher CET1 capital of UBS Group AG consolidated was primarily due to higher UBS Group AG consolidated IFRS equity of USD 2.6 billion, as described above, and lower UBS Group AG accruals for future capital returns to shareholders, partly offset by compensation-related regulatory capital accruals at the UBS Group AG level.
- The going concern loss-absorbing AT1 capital of UBS Group AG consolidated was USD 1.4 billion higher than that of UBS AG consolidated as of 31 December 2021, mainly reflecting deferred contingent capital plan awards granted at the Group level to eligible employees for the performance years 2016 to 2020, partly offset by two loss-absorbing AT1 capital instruments on-lent by UBS Group AG to UBS AG.

Comparison between UBS Group AG consolidated and UBS AG consolidated

	As of or for the quarter ended 31.12.21		
	UBS Group AG consolidated	UBS AG consolidated	Difference (absolute)
<i>USD million, except where indicated</i>			
Income statement			
Operating income	8,732	8,846	(114)
Operating expenses	7,003	7,227	(224)
Operating profit / (loss) before tax	1,729	1,619	109
<i>of which: Global Wealth Management</i>	563	541	22
<i>of which: Personal & Corporate Banking</i>	365	362	3
<i>of which: Asset Management</i>	334	328	6
<i>of which: Investment Bank</i>	713	710	3
<i>of which: Group Functions</i>	(246)	(321)	75
Net profit / (loss)	1,359	1,266	93
<i>of which: net profit / (loss) attributable to shareholders</i>	1,348	1,255	93
<i>of which: net profit / (loss) attributable to non-controlling interests</i>	11	11	0
Statement of comprehensive income			
Other comprehensive income	(181)	(197)	16
<i>of which: attributable to shareholders</i>	(177)	(194)	16
<i>of which: attributable to non-controlling interests</i>	(4)	(4)	0
Total comprehensive income	1,178	1,069	109
<i>of which: attributable to shareholders</i>	1,171	1,062	109
<i>of which: attributable to non-controlling interests</i>	7	7	0
Balance sheet			
Total assets	1,117,182	1,116,145	1,037
Total liabilities	1,056,180	1,057,702	(1,522)
Total equity	61,002	58,442	2,559
<i>of which: equity attributable to shareholders</i>	60,662	58,102	2,559
<i>of which: equity attributable to non-controlling interests</i>	340	340	0
Capital information			
Common equity tier 1 capital	45,281	41,594	3,687
Going concern capital	60,488	55,434	5,054
Risk-weighted assets	302,209	299,005	3,204
Common equity tier 1 capital ratio (%)	15.0	13.9	1.1
Going concern capital ratio (%)	20.0	18.5	1.5
Total loss-absorbing capacity ratio (%)	34.7	33.3	1.3
Leverage ratio denominator	1,068,862	1,067,679	1,183
Common equity tier 1 leverage ratio (%)	4.24	3.90	0.34
Going concern leverage ratio (%)	5.7	5.2	0.5
Total loss-absorbing capacity leverage ratio (%)	9.8	9.3	0.5

As of or for the quarter ended 30.9.21			As of or for the quarter ended 31.12.20		
UBS Group AG consolidated	UBS AG consolidated	Difference (absolute)	UBS Group AG consolidated	UBS AG consolidated	Difference (absolute)
9,128	9,224	(95)	8,117	8,220	(103)
6,264	6,512	(248)	6,132	6,324	(192)
2,865	2,712	152	1,985	1,896	89
1,516	1,500	16	864	855	9
478	479	(1)	353	353	(1)
214	214	0	401	401	0
837	833	4	529	528	1
(180)	(314)	134	(161)	(241)	79
2,289	2,163	125	1,645	1,572	73
2,279	2,154	125	1,636	1,563	73
9	9	0	9	9	0
(610)	(598)	(12)	83	54	29
(596)	(584)	(12)	65	36	29
(14)	(14)	0	18	18	0
1,678	1,565	113	1,728	1,626	102
1,683	1,570	113	1,701	1,599	102
(5)	(5)	0	27	27	0
1,088,773	1,088,246	528	1,125,765	1,125,327	438
1,028,221	1,030,828	(2,607)	1,066,000	1,067,254	(1,254)
60,552	57,418	3,134	59,765	58,073	1,691
60,219	57,085	3,134	59,445	57,754	1,691
333	333	0	319	319	0
45,022	41,356	3,665	39,890	38,181	1,709
60,369	55,334	5,035	56,178	52,610	3,567
302,426	299,612	2,814	289,101	286,743	2,358
14.9	13.8	1.1	13.8	13.3	0.5
20.0	18.5	1.5	19.4	18.3	1.1
34.0	32.6	1.4	35.2	34.2	1.0
1,044,916	1,044,438	479	1,037,150	1,036,771	379
4.31	3.96	0.35	3.85	3.68	0.16
5.8	5.3	0.5	5.4	5.1	0.3
9.8	9.4	0.5	9.8	9.5	0.3

UBS AG consolidated key figures

<i>USD million, except where indicated</i>	As of or for the quarter ended			As of or for the year ended	
	31.12.21	30.9.21	31.12.20	31.12.21	31.12.20
Results					
Operating income	8,846	9,224	8,220	35,976	32,780
Operating expenses	7,227	6,512	6,324	27,012	25,081
Operating profit / (loss) before tax	1,619	2,712	1,896	8,964	7,699
Net profit / (loss) attributable to shareholders	1,255	2,154	1,563	7,032	6,196
Profitability and growth					
Return on equity (%)	8.7	15.3	10.9	12.3	10.9
Return on tangible equity (%)	9.8	17.3	12.2	13.9	12.4
Return on common equity tier 1 capital (%)	12.1	21.1	16.3	17.6	16.6
Return on risk-weighted assets, gross (%)	11.8	12.5	11.7	12.3	11.9
Return on leverage ratio denominator, gross (%) ¹	3.3	3.5	3.3	3.4	3.4
Cost / income ratio (%)	81.9	70.7	76.3	75.4	74.9
Net profit growth (%)	(19.7)	6.8	151.3	13.5	56.3
Resources					
Total assets	1,116,145	1,088,246	1,125,327	1,116,145	1,125,327
Equity attributable to shareholders	58,102	57,085	57,754	58,102	57,754
Common equity tier 1 capital ²	41,594	41,356	38,181	41,594	38,181
Risk-weighted assets ²	299,005	299,612	286,743	299,005	286,743
Common equity tier 1 capital ratio (%) ²	13.9	13.8	13.3	13.9	13.3
Going concern capital ratio (%) ²	18.5	18.5	18.3	18.5	18.3
Total loss-absorbing capacity ratio (%) ²	33.3	32.6	34.2	33.3	34.2
Leverage ratio denominator ^{1,2}	1,067,679	1,044,438	1,036,771	1,067,679	1,036,771
Common equity tier 1 leverage ratio (%) ^{1,2}	3.90	3.96	3.68	3.90	3.68
Going concern leverage ratio (%) ^{1,2}	5.2	5.3	5.1	5.2	5.1
Total loss-absorbing capacity leverage ratio (%) ²	9.3	9.4	9.5	9.3	9.5
Other					
Invested assets (USD billion) ³	4,596	4,432	4,187	4,596	4,187
Personnel (full-time equivalents)	47,067	47,293	47,546	47,067	47,546

¹ Leverage ratio denominators and leverage ratios for the respective periods in 2020 do not reflect the effects of the temporary exemption that applied from 25 March 2020 until 1 January 2021 and was granted by FINMA in connection with COVID-19. Refer to the "Regulatory and legal developments" section of our Annual Report 2020 for more information. ² Based on the Swiss systemically relevant bank framework as of 1 January 2020. Refer to the "Capital management" section of this report for more information. ³ Consists of invested assets for Global Wealth Management, Asset Management and Personal & Corporate Banking. Refer to "Note 32 Invested assets and net new money" in the "Consolidated financial statements" section of our Annual Report 2020 for more information.

Currency translation rates

The following table shows the rates of the main currencies used to translate the financial information of UBS's operations with a functional currency other than the US dollar into US dollars.

	Closing exchange rate			Average rate ¹				
	As of			For the quarter ended			For the year ended	
	31.12.21	30.9.21	31.12.20	31.12.21	30.9.21	31.12.20	31.12.21	31.12.20
1 CHF	1.10	1.07	1.13	1.09	1.09	1.11	1.09	1.07
1 EUR	1.14	1.16	1.22	1.14	1.17	1.19	1.18	1.15
1 GBP	1.35	1.35	1.37	1.35	1.37	1.33	1.37	1.29
100 JPY	0.87	0.90	0.97	0.88	0.90	0.96	0.91	0.94

¹ Monthly income statement items of operations with a functional currency other than the US dollar are translated into US dollars using month-end rates. Disclosed average rates for a quarter or a year represent an average of three month-end rates or an average of twelve month-end rates, respectively, weighted according to the income and expense volumes of all operations of the Group with the same functional currency for each month. Weighted average rates for individual business divisions may deviate from the weighted average rates for the Group.

REGISTERED OFFICE OF THE ISSUER

UBS AG, London Branch
5 Broadgate
London
EC2M 2QS
United Kingdom

ISSUER'S AUDITORS

Ernst & Young Ltd
Aeschengraben 9
P.O. Box 2149 CH-4002 Basel
Switzerland

LEGAL ADVISERS

(as to Singapore law)

Allen & Gledhill LLP

One Marina Boulevard #28-00
Singapore 018989

WARRANT AGENT

The Central Depository (Pte) Limited

11 North Buona Vista Drive
#06-07 The Metropolis Tower 2
Singapore 138589